



Research article

Optimal harvesting of a competitive n-species stochastic model with delayed diffusions

Fangfang Zhu¹, Xinzhu Meng^{1,*} and Tonghua Zhang²

¹ College of Mathematics and Systems Science, Shandong University of Science and Technology, Qingdao 266590, PR China

² Department of Mathematics, Swinburne University of Technology, Hawthorn, VIC 3122 Australia

* **Correspondence:** Email: mxz721106@sdust.edu.cn; Tel: +86053280698180.

Abstract: In this study, we propose an n-species stochastic model which considers the influences of the competitions and delayed diffusions among populations on dynamics of species. We then investigate the stochastic dynamics of the model, such as the persistence in mean of the species, and the asymptotic stability in distribution of the model. Then, by using the Hessian matrix and theory of optimal harvesting, we investigate the optimal harvesting problem, obtaining the optimal harvesting effort and the maximum of expectation of sustainable yield (ESY). Finally, we numerically discuss some examples to illustrate our theoretical findings, and conclude our study by a brief discussion.

Keywords: stochastic delay model; optimal harvesting; stability in distribution; persistence in the mean

1. Introduction

In mathematical modelling, the term diffusion is used to describe the motion of species from one region to another. Influenced by various natural factors, such as geographic, hydrological or climatic conditions and human activities, migrations occur between patches, which affects the population dynamics, for example the persistence and extinction of species [1–8]. The growth of species population is also affected by competition caused by disputing food, resources, territories and spouses, including intraspecific and interspecific competitions among populations. To see the effects of the diffusion and competition on population dynamics, we propose the following mathematical model with n species, for $i, j = 1, 2, \dots, n$,

$$dx_i(t) = x_i(t) \left[r_i - a_{ii}x_i(t) - \sum_{j=1, j \neq i}^n a_{ij}x_j(t) + \sum_{j=1, j \neq i}^n D_{ij}x_j(t) \right]$$

$$- \sum_{j=1, j \neq i}^n D_{ij} \alpha_{ij} x_i(t) \Big] dt, \quad (1)$$

where $x_i(t)$ is the population size at time t of the i th species, positive constants r_i , a_{ii} are the growth rate and the interspecific competition rate of the i th species respectively, $a_{ij} > 0$ ($j \neq i$) is the competition rate between species i and j , $D_{ij} \geq 0$ is the diffusion coefficient from species j to species i , $\alpha_{ij} \geq 0$ indicates the diffusion boundary condition.

Recently, time delays have been widely used in biological and ecological models in order to get more realistic mathematical models, for example [9–16]. In this paper, we also consider the time delay, which is accounted for the diffusion. For example, birds cannot migrate immediately after they were born, so the time delay here is the time it takes for them to learn to fly before they can migrate, and death can also occur in the process. Then, from (1) we have the model with time delays as follows

$$\begin{aligned} dx_i(t) = & x_i(t) \left[r_i - a_{ii} x_i(t) - \sum_{j=1, j \neq i}^n a_{ij} x_j(t) + \sum_{j=1, j \neq i}^n D_{ij} e^{-d_j \tau_{ij}} x_j(t - \tau_{ij}) \right. \\ & \left. - \sum_{j=1, j \neq i}^n D_{ij} \alpha_{ij} x_i(t) \right] dt, \quad i, j = 1, 2, \dots, n, \end{aligned} \quad (2)$$

where $\tau_{ij} \geq 0$ is the time delay and d_j is the death rate of the j th species. Let $\tau = \max_{i,j=1,\dots,n} \{\tau_{ij}\}$ and $C([-\tau, 0]; \mathbb{R}_+^n)$ denote the family of all bounded and continuous functions from $[-\tau, 0]$ to \mathbb{R}_+^n . We assume model (2) is subject to the following initial condition

$$x(\theta) = (x_1(\theta), \dots, x_n(\theta))^T = (\phi_1(\theta), \dots, \phi_n(\theta))^T = \phi(\theta) \in C([-\tau, 0]; \mathbb{R}_+^n). \quad (3)$$

Reference [17] suggests that the growth rate of organisms is generally affected by environmental fluctuations accounted for the disturbance of ecological environment in nature, consequently parameters in biologic models will exhibit random perturbations [18]. Thus, the deterministic models, like (2) are not applicable to capture the essential characters. In the past years, researchers have suggested the use of white noises to capture the main characters of these stochastic fluctuations, see [18–27] for example. Denote by $\{B_i(t)\}_{t \geq 0}$, ($i = 1, 2, \dots, n$) the independent standard Brownian motions defined on a complete probability space $(\Omega, \{F_t\}_{t \in \mathbb{R}_+}, P)$ with σ_i^2 represents the intensity of the environment noises. Then, the growth rate subject to random perturbation can be described by

$$r_i \rightarrow r_i + \sigma_i dB_i(t),$$

with which the model (2) reads

$$\begin{aligned} dx_i(t) = & x_i(t) \left[r_i - a_{ii} x_i(t) - \sum_{j=1, j \neq i}^n a_{ij} x_j(t) + \sum_{j=1, j \neq i}^n D_{ij} e^{-d_j \tau_{ij}} x_j(t - \tau_{ij}) \right. \\ & \left. - \sum_{j=1, j \neq i}^n D_{ij} \alpha_{ij} x_i(t) \right] dt + \sigma_i x_i(t) dB_i(t), \quad i, j = 1, 2, \dots, n. \end{aligned} \quad (4)$$

We further consider the optimal harvesting problem of model (4). The research on the optimal harvesting of the population is of great significance to the utilization and development of resources,

and can also help mankind to get the optimal strategy of harvesting in order to obtain the most long-term benefits [28–35]. Then, we reach the following model accounted for harvesting:

$$\begin{aligned} dx_i(t) = & x_i(t) \left[r_i - a_{ii}x_i(t) - \sum_{j=1, j \neq i}^n a_{ij}x_j(t) + \sum_{j=1, j \neq i}^n D_{ij}e^{-d_j\tau_{ij}}x_j(t - \tau_{ij}) \right. \\ & \left. - \sum_{j=1, j \neq i}^n D_{ij}\alpha_{ij}x_i(t) \right] dt - h_i x_i(t) dt + \sigma_i x_i(t) dB_i(t), \quad i, j = 1, 2, \dots, n, \end{aligned} \quad (5)$$

where $h_i \geq 0$ denotes the harvesting effort of the species i .

In the rest of the paper, we will devote ourselves to explore the dynamics and the optimal harvesting strategy of model (5). More precisely, in Section 2, we establish necessary conditions for persistence of species in mean and extinction of the species. In Section 3, we investigate conditions of stability, and prove asymptotic stability in distribution of the model, namely, there is a unique probability measure $\rho(\cdot)$ such that for each $\phi \in C([-\tau, 0]; \mathbb{R}_+^n)$, the transition probability $p(t, \phi, \cdot)$ of $x(t)$ converges weakly to $\rho(\cdot)$ when $t \rightarrow \infty$. In Section 4, by the use of the Hessian matrix and theorems of optimal harvesting due to [36], we investigate the optimal harvesting effort and gain the maximum of expectation of sustainable yield (ESY). In Section 5, we numerically illustrate our theoretical results obtained in previous sections, and then conclude our study in Section 6.

2. Persistence and extinction

For the convenience of the following discussion, we define some notations as follows

$$b_i = r_i - h_i - 0.5\sigma_i^2, \quad q_{ij} = a_{ii} + \sum_{j=1, j \neq i}^n D_{ij}\alpha_{ij}, \quad c_i = b_i - \sum_{j=1, j \neq i}^n \frac{a_{ij}}{q_{ji}}b_j, \quad i, j = 1, \dots, n,$$

and assume that $\sum_{j=1, j \neq i}^n a_{ij} \geq \sum_{j=1, j \neq i}^n D_{ij}e^{-d_j\tau_{ij}}$ holds in the rest of the paper.

Following the same argument as in [37], we can prove the existence of the positive solution.

Lemma 2.1. *Given initial value (3), model (5) admits a unique global positive solution $x(t) = (x_1(t), \dots, x_n(t))^T$ almost surely. Furthermore, for each $p > 1$, there exists a positive constant $K = K(p)$ such that*

$$\limsup_{t \rightarrow +\infty} \mathbb{E} \left| x(t) \right|^p \leq K. \quad (6)$$

To show our main result of this section, we consider the following auxiliary equations

$$d\Phi_i(t) = \Phi_i(t) \left(r_i - h_i - a_{ii}\Phi_i(t) - \sum_{j=1, j \neq i}^n D_{ij}\alpha_{ij}\Phi_i(t) \right) dt + \sigma_i \Phi_i(t) dB_i(t), \quad (7)$$

$$\begin{aligned} d\Psi_i(t) = & \Psi_i(t) \left(r_i - h_i - a_{ii}\Psi_i(t) - \sum_{j=1, j \neq i}^n a_{ij}\Phi_j(t) + \sum_{j=1, j \neq i}^n D_{ij}e^{-d_j\tau_{ij}}\Phi_j(t - \tau_{ij}) \right. \\ & \left. - \sum_{j=1, j \neq i}^n D_{ij}\alpha_{ij}\Psi_i(t) \right) dt + \sigma_i \Psi_i(t) dB_i(t), \end{aligned} \quad (8)$$

Now we are in the position to show our main results.

Theorem 2.1. *All species in system (5) are persistent in mean a.s., i.e.,*

$$\lim_{t \rightarrow +\infty} t^{-1} \int_0^t x_i(s) ds = \det(A_i) / \det(A) > 0 \quad a.s., \quad i = 1, 2, \dots, n. \quad (14)$$

when Assumption 2.1 is satisfied.

Proof. Let $b_i > 0$, according to (12) that for $i, j = 1, 2, \dots, n, j \neq i$, one has

$$\lim_{t \rightarrow +\infty} t^{-1} \int_{t-\tau_{ij}}^t \Phi_j(s) ds = \lim_{t \rightarrow +\infty} \left(t^{-1} \int_0^t \Phi_j(s) ds - t^{-1} \int_0^{t-\tau_{ij}} \Phi_j(s) ds \right) = 0, \quad (15)$$

which together with (9) yields

$$\lim_{t \rightarrow +\infty} t^{-1} \int_{t-\tau_{ij}}^t x_j(s) ds = 0, \quad i, j = 1, 2, \dots, n, \quad j \neq i. \quad (16)$$

By using Itô's formula to (5), one can see that

$$\begin{aligned} & t^{-1} \ln x_i(t) - t^{-1} \ln x_i(0) \\ &= b_i - a_{ii} t^{-1} \int_0^t x_i(s) ds - \sum_{j=1, j \neq i}^n a_{ij} t^{-1} \int_0^t x_j(s) ds + \sum_{j=1, j \neq i}^n D_{ij} e^{-d_j \tau_{ij}} t^{-1} \int_0^t x_j(s - \tau_{ij}) ds \\ & \quad - \sum_{j=1, j \neq i}^n D_{ij} \alpha_{ij} t^{-1} \int_0^t x_j(s) ds + \sigma_i t^{-1} B_i(t) \\ &= b_i - \left[a_{ii} t^{-1} \int_0^t x_i(s) ds + \sum_{j=1, j \neq i}^n a_{ij} t^{-1} \int_0^t x_j(s) ds - \sum_{j=1, j \neq i}^n D_{ij} e^{-d_j \tau_{ij}} t^{-1} \int_0^t x_j(s) ds \right. \\ & \quad \left. + \sum_{j=1, j \neq i}^n D_{ij} \alpha_{ij} t^{-1} \int_0^t x_i(s) ds \right] + \sum_{j=1, j \neq i}^n D_{ij} e^{-d_j \tau_{ij}} t^{-1} \left[\int_{-\tau_{ij}}^0 x_j(s) ds - \int_{t-\tau_{ij}}^t x_j(s) ds \right] \\ & \quad + \sigma_i t^{-1} B_i(t), \quad i, j = 1, 2, \dots, n, \quad i \neq j. \end{aligned} \quad (17)$$

According to (16) together with the property of Brownian motion, we obtain

$$\begin{aligned} & \lim_{t \rightarrow +\infty} t^{-1} \left[\int_{-\tau_{ij}}^0 x_j(s) ds - \int_{t-\tau_{ij}}^t x_j(s) ds \right] = 0, \\ & \lim_{t \rightarrow +\infty} t^{-1} B_i(t) = 0, \quad \lim_{t \rightarrow +\infty} t^{-1} \ln x_i(0) = 0, \quad a.s. \end{aligned}$$

We next to show that

$$\lim_{t \rightarrow +\infty} t^{-1} \ln x_i(t) = 0, \quad i = 1, 2, \dots, n.$$

In view of (9) and (12), we have

$$\liminf_{t \rightarrow +\infty} t^{-1} \ln \Psi_i(t) \leq \liminf_{t \rightarrow +\infty} t^{-1} \ln x_i(t) \leq \limsup_{t \rightarrow +\infty} t^{-1} \ln x_i(t) \leq \limsup_{t \rightarrow +\infty} t^{-1} \ln \Phi_i(t) = 0.$$

Therefore we obtain

$$\liminf_{t \rightarrow +\infty} t^{-1} \ln \Psi_i(t) \geq 0 \text{ a.s., } i = 1, 2, \dots, n. \quad (18)$$

From (15) and (12), we get

$$\begin{aligned} & \lim_{t \rightarrow +\infty} t^{-1} \int_0^t \Phi_j(s - \tau_{ij}) ds \\ &= \lim_{t \rightarrow +\infty} t^{-1} \left(\int_0^t \Phi_j(s) ds - \int_{t-\tau_{ij}}^t \Phi_j(s) ds + \int_{\tau_{ij}}^0 \Phi_j(s) ds \right) \\ &= \frac{b_j}{q_{ji}}, \text{ a.s., } i, j = 1, 2, \dots, n, i \neq j. \end{aligned}$$

By using $\lim_{t \rightarrow +\infty} t^{-1} B_i(t) = 0$ together with what we have just obtained, yields that for any given $\varepsilon > 0$, there exists a $T = T(\omega)$ thus for $t \geq T$, $i, j = 1, 2, \dots, n$, $i \neq j$,

$$b_j/q_{ji} - \varepsilon \leq t^{-1} \int_0^t \Phi_j(s - \tau_{ij}) ds \leq b_j/q_{ji} + \varepsilon, \quad -\varepsilon \leq t^{-1} \sigma_i B_i(t) \leq \varepsilon.$$

Applying these inequalities to (11), we have

$$\begin{aligned} & \frac{1}{\Psi_i(t)} \\ &= \exp \left\{ -b_i t + \sum_{j=1, j \neq i}^n a_{ij} \int_0^t \Phi_j(s) ds - \sum_{j=1, j \neq i}^n D_{ij} e^{-d_j \tau_{ij}} \int_0^t \Phi_j(s - \tau_{ij}) ds - \sigma_i B_i(t) \right\} \\ & \times \left\{ \Psi_i^{-1}(0) + \left(a_{ii} + \sum_{j=1, j \neq i}^n D_{ij} \alpha_{ij} \right) \int_0^t \exp \left\{ b_i s - \sum_{j=1, j \neq i}^n a_{ij} \int_0^s \Phi_j(u) du \right. \right. \\ & \left. \left. + \sum_{j=1, j \neq i}^n D_{ij} e^{-d_j \tau_{ij}} \int_0^s \Phi_j(u - \tau_{ij}) du + \sigma_i B_i(s) \right\} ds \right\} \\ &= \exp \left\{ -b_i t + \sum_{j=1, j \neq i}^n a_{ij} \int_0^t \Phi_j(s) ds - \sum_{j=1, j \neq i}^n D_{ij} e^{-d_j \tau_{ij}} \int_0^t \Phi_j(s - \tau_{ij}) ds - \sigma_i B_i(t) \right\} \\ & \times \left\{ \Psi_i^{-1}(0) + \left(a_{ii} + \sum_{j=1, j \neq i}^n D_{ij} \alpha_{ij} \right) \int_0^T \exp \left\{ b_i s - \sum_{j=1, j \neq i}^n a_{ij} \int_0^s \Phi_j(u) du \right. \right. \\ & \left. \left. + \sum_{j=1, j \neq i}^n D_{ij} e^{-d_j \tau_{ij}} \int_0^s \Phi_j(u - \tau_{ij}) du + \sigma_i B_i(s) \right\} ds \right. \\ & \left. + \left(a_{ii} + \sum_{j=1, j \neq i}^n D_{ij} \alpha_{ij} \right) \int_T^t \exp \left\{ b_i s - \sum_{j=1, j \neq i}^n a_{ij} \int_0^s \Phi_j(u) du \right. \right. \\ & \left. \left. + \sum_{j=1, j \neq i}^n D_{ij} e^{-d_j \tau_{ij}} \int_0^s \Phi_j(u - \tau_{ij}) du + \sigma_i B_i(s) \right\} ds \right\} \end{aligned}$$

$$\begin{aligned} &\leq \exp \left\{ t \left[-b_i + \sum_{j=1, j \neq i}^n a_{ij} \left(\frac{b_j}{q_{ji}} + \varepsilon \right) - \sum_{j=1, j \neq i}^n D_{ij} e^{-d_j \tau_{ij}} \left(\frac{b_j}{q_{ji}} - \varepsilon \right) + \varepsilon \right] \right\} \\ &\quad \times \left\{ \Psi_i^{-1}(0) + M_{ij} + \left(a_{ii} + \sum_{j=1, j \neq i}^n D_{ij} \alpha_{ij} \right) \int_T^t \exp \left\{ s \left[b_i - \sum_{j=1, j \neq i}^n a_{ij} \left(\frac{b_j}{q_{ji}} - \varepsilon \right) \right. \right. \right. \\ &\quad \left. \left. \left. + \sum_{j=1, j \neq i}^n D_{ij} e^{-d_j \tau_{ij}} \left(\frac{b_j}{q_{ji}} + \varepsilon \right) + \varepsilon \right] \right\} ds \right\}, \quad i, j = 1, \dots, n, \end{aligned}$$

in which $M_{ij} > 0$ is a constant. Note that $c_i = b_i - \sum_{j=1, j \neq i}^n \frac{a_{ij}}{q_{ji}} b_j > 0$, thereby for large enough t , one has that

$$\begin{aligned} &\Psi_i^{-1}(0) + M_{ij} \\ &\leq \left(a_{ii} + \sum_{j=1, j \neq i}^n D_{ij} \alpha_{ij} \right) \int_T^t \exp \left\{ s \left[b_i - \sum_{j=1, j \neq i}^n a_{ij} \left(\frac{b_j}{q_{ji}} - \varepsilon \right) + \sum_{j=1, j \neq i}^n D_{ij} e^{-d_j \tau_{ij}} \left(\frac{b_j}{q_{ji}} + \varepsilon \right) + \varepsilon \right] \right\} ds. \end{aligned}$$

Hence for sufficiently large t , we obtain

$$\begin{aligned} &\frac{1}{\Psi_i(t)} \\ &\leq \exp \left\{ t \left[-b_i + \sum_{j=1, j \neq i}^n a_{ij} \left(\frac{b_j}{q_{ji}} + \varepsilon \right) - \sum_{j=1, j \neq i}^n D_{ij} e^{-d_j \tau_{ij}} \left(\frac{b_j}{q_{ji}} - \varepsilon \right) + \varepsilon \right] \right\} \\ &\quad \times 2 \left(a_{ii} + \sum_{j=1, j \neq i}^n D_{ij} \alpha_{ij} \right) \int_T^t \exp \left\{ s \left[b_i - \sum_{j=1, j \neq i}^n a_{ij} \left(\frac{b_j}{q_{ji}} - \varepsilon \right) \right. \right. \\ &\quad \left. \left. + \sum_{j=1, j \neq i}^n D_{ij} e^{-d_j \tau_{ij}} \left(\frac{b_j}{q_{ji}} + \varepsilon \right) + \varepsilon \right] \right\} ds \\ &= \frac{2 \left(a_{ii} + \sum_{j=1, j \neq i}^n D_{ij} \alpha_{ij} \right)}{b_i - \sum_{j=1, j \neq i}^n a_{ij} \left(\frac{b_j}{q_{ji}} - \varepsilon \right) + \sum_{j=1, j \neq i}^n D_{ij} e^{-d_j \tau_{ij}} \left(\frac{b_j}{q_{ji}} + \varepsilon \right) + \varepsilon} \\ &\quad \times \exp \left\{ t \left[-b_i + \sum_{j=1, j \neq i}^n a_{ij} \left(\frac{b_j}{q_{ji}} + \varepsilon \right) - \sum_{j=1, j \neq i}^n D_{ij} e^{-d_j \tau_{ij}} \left(\frac{b_j}{q_{ji}} - \varepsilon \right) + \varepsilon \right] \right\} \\ &\quad \times \exp \left\{ \left[b_i - \sum_{j=1, j \neq i}^n a_{ij} \left(\frac{b_j}{q_{ji}} - \varepsilon \right) + \sum_{j=1, j \neq i}^n D_{ij} e^{-d_j \tau_{ij}} \left(\frac{b_j}{q_{ji}} + \varepsilon \right) + \varepsilon \right] (t - T) \right\}. \end{aligned}$$

Rearranging this inequality shows that

$$t^{-1} \ln \Psi_i(t) \geq t^{-1} \ln \frac{b_i - \sum_{j=1, j \neq i}^n a_{ij} \left(\frac{b_j}{q_{ji}} - \varepsilon \right) + \sum_{j=1, j \neq i}^n D_{ij} e^{-d_j \tau_{ij}} \left(\frac{b_j}{q_{ji}} + \varepsilon \right) + \varepsilon}{2 \left(a_{ii} + \sum_{j=1, j \neq i}^n D_{ij} \alpha_{ij} \right)}$$

$$\begin{aligned}
 & -2\varepsilon \left(\sum_{j=1, j \neq i}^n a_{ij} + \sum_{j=1, j \neq i}^n D_{ij} e^{-d_j \tau_{ij}} + 1 \right) + \left[b_i - \sum_{j=1, j \neq i}^n a_{ij} \left(\frac{b_j}{q_{ji}} - \varepsilon \right) \right. \\
 & \left. + \sum_{j=1, j \neq i}^n D_{ij} e^{-d_j \tau_{ij}} \left(\frac{b_j}{q_{ji}} + \varepsilon \right) + \varepsilon \right] \frac{T}{t}.
 \end{aligned}$$

Since t is large enough and ε is arbitrary, we get (14). This completes the proof of Theorem 2.1. \square

Corollary 2.1. *If there is a $b_i < 0$, then according to (17), one has $\limsup_{t \rightarrow +\infty} t^{-1} \ln x_i(t) \leq b_i < 0$, a.s. It is to say $\lim_{t \rightarrow +\infty} x_i(t) = 0$, a.s., which means that the i th species in system (5) will die out.*

3. Stability in distribution

In this section, we study the stability of the model. To this end, we suppose the following holds:

Assumption 3.1. $a_{ii} + \sum_{j=1, j \neq i}^n D_{ij} \alpha_{ij} \geq \sum_{j=1, j \neq i}^n a_{ji} + \sum_{j=1, j \neq i}^n D_{ji} e^{-d_i \tau_{ji}}$, $i = 1, 2, \dots, n$.

Then, we can prove the following.

Theorem 3.1. *The system (5) is asymptotically stable in distribution if Assumption 3.1 holds.*

Proof. Given two initial values $\phi(\theta), \psi(\theta) \in C([- \tau, 0]; R_+^n)$ of model (5), the corresponding solutions are $x^\phi(t) = (x_1^{\phi_1}(t), \dots, x_n^{\phi_n}(t))^T$ and $x^\psi(t) = (x_1^{\psi_1}(t), \dots, x_n^{\psi_n}(t))^T$ respectively. Let

$$V(t) = \sum_{i=1}^n \left| \ln x_i^{\phi_i}(t) - \ln x_i^{\psi_i}(t) \right| + \sum_{i=1}^n \sum_{j=1, j \neq i}^n D_{ij} e^{-d_j \tau_{ij}} \int_{t-\tau_{ij}}^t \left| x_j^{\phi_j}(s) - x_j^{\psi_j}(s) \right| ds.$$

Applying Itô's formula yields

$$\begin{aligned}
 & d^+ V(t) \\
 & = \sum_{i=1}^n \operatorname{sgn} \left(x_i^{\phi_i}(t) - x_i^{\psi_i}(t) \right) d \left(\ln x_i^{\phi_i}(t) - \ln x_i^{\psi_i}(t) \right) + \sum_{i=1}^n \sum_{j=1, j \neq i}^n D_{ij} e^{-d_j \tau_{ij}} \left| x_j^{\phi_j}(t) - x_j^{\psi_j}(t) \right| dt \\
 & \quad - \sum_{i=1}^n \sum_{j=1, j \neq i}^n D_{ij} e^{-d_j \tau_{ij}} \left| x_j^{\phi_j}(t - \tau_{ij}) - x_j^{\psi_j}(t - \tau_{ij}) \right| dt \\
 & = \sum_{i=1}^n \operatorname{sgn} \left(x_i^{\phi_i}(t) - x_i^{\psi_i}(t) \right) \left[-a_{ii} \left(x_i^{\phi_i}(t) - x_i^{\psi_i}(t) \right) - \sum_{j=1, j \neq i}^n a_{ij} \left(x_j^{\phi_j}(t) - x_j^{\psi_j}(t) \right) \right. \\
 & \quad \left. + \sum_{j=1, j \neq i}^n D_{ij} e^{-d_j \tau_{ij}} \left(x_j^{\phi_j}(t - \tau_{ij}) - x_j^{\psi_j}(t - \tau_{ij}) \right) - \sum_{j=1, j \neq i}^n D_{ij} \alpha_{ij} \left(x_i^{\phi_i}(t) - x_i^{\psi_i}(t) \right) \right] dt \\
 & \quad + \sum_{i=1}^n \sum_{j=1, j \neq i}^n D_{ij} e^{-d_j \tau_{ij}} \left| x_j^{\phi_j}(t) - x_j^{\psi_j}(t) \right| dt - \sum_{i=1}^n \sum_{j=1, j \neq i}^n D_{ij} e^{-d_j \tau_{ij}} \left| x_j^{\phi_j}(t - \tau_{ij}) - x_j^{\psi_j}(t - \tau_{ij}) \right| dt \\
 & \leq - \sum_{i=1}^n a_{ii} \left| x_i^{\phi_i}(t) - x_i^{\psi_i}(t) \right| dt + \sum_{i=1}^n \sum_{j=1, j \neq i}^n a_{ij} \left| x_j^{\phi_j}(t) - x_j^{\psi_j}(t) \right| dt
 \end{aligned}$$

$$\begin{aligned}
& + \sum_{i=1}^n \sum_{j=1, j \neq i}^n D_{ij} e^{-d_j \tau_{ij}} \left| x_j^{\phi_j}(t - \tau_{ij}) - x_j^{\psi_j}(t - \tau_{ij}) \right| dt + \sum_{i=1}^n \sum_{j=1, j \neq i}^n D_{ij} \alpha_{ij} \left| x_i^{\phi_i}(t) - x_i^{\psi_i}(t) \right| dt \\
& + \sum_{i=1}^n \sum_{j=1, j \neq i}^n D_{ij} e^{-d_j \tau_{ij}} \left| x_j^{\phi_j}(t) - x_j^{\psi_j}(t) \right| dt - \sum_{i=1}^n \sum_{j=1, j \neq i}^n D_{ij} e^{-d_j \tau_{ij}} \left| x_j^{\phi_j}(t - \tau_{ij}) - x_j^{\psi_j}(t - \tau_{ij}) \right| dt \\
& = - \sum_{i=1}^n \left(a_{ii} - \sum_{j=1, j \neq i}^n a_{ji} + \sum_{j=1, j \neq i}^n D_{ij} \alpha_{ij} - \sum_{j=1, j \neq i}^n D_{ji} e^{-d_i \tau_{ji}} \right) \left| x_i^{\phi_i}(t) - x_i^{\psi_i}(t) \right| dt.
\end{aligned}$$

Therefore

$$\mathbb{E}(V(t)) \leq V(0) - \sum_{i=1}^n \left(a_{ii} - \sum_{j=1, j \neq i}^n a_{ji} + \sum_{j=1, j \neq i}^n D_{ij} \alpha_{ij} - \sum_{j=1, j \neq i}^n D_{ji} e^{-d_i \tau_{ji}} \right) \int_0^t \mathbb{E} \left| x_i^{\phi_i}(s) - x_i^{\psi_i}(s) \right| ds.$$

Together with $\mathbb{E}(V(t)) \geq 0$, one has

$$\sum_{i=1}^n \left(a_{ii} - \sum_{j=1, j \neq i}^n a_{ji} + \sum_{j=1, j \neq i}^n D_{ij} \alpha_{ij} - \sum_{j=1, j \neq i}^n D_{ji} e^{-d_i \tau_{ji}} \right) \int_0^t \mathbb{E} \left| x_i^{\phi_i}(s) - x_i^{\psi_i}(s) \right| ds \leq V(0) < \infty.$$

Hence we have $\mathbb{E} \left| x_i^{\phi_i}(s) - x_i^{\psi_i}(s) \right| \in L^1[0, \infty)$, $i = 1, 2, \dots, n$. At the same time, by using (5) we obtain that

$$\begin{aligned}
& \mathbb{E}(x_i(t)) \\
& = x_i(0) + \int_0^t \left[\mathbb{E}(x_i(s))(r_i - h_i) - a_{ii} \mathbb{E}(x_i(s))^2 - \sum_{j=1, j \neq i}^n a_{ij} \mathbb{E}(x_i(s)x_j(s)) \right. \\
& \quad \left. + \sum_{j=1, j \neq i}^n D_{ij} e^{-d_j \tau_{ij}} \mathbb{E}(x_i(s)x_j(s - \tau_{ij})) - \sum_{j=1, j \neq i}^n D_{ij} \alpha_{ij} \mathbb{E}(x_i(s))^2 \right] ds \\
& = x_i(0) + \int_0^t \left[\mathbb{E}(x_i(s))(r_i - h_i) - a_{ii} \mathbb{E}(x_i(s))^2 - \sum_{j=1, j \neq i}^n a_{ij} \mathbb{E}(x_i(s)x_j(s)) \right. \\
& \quad \left. - \sum_{j=1, j \neq i}^n D_{ij} \alpha_{ij} \mathbb{E}(x_i(s))^2 \right] ds + \sum_{j=1, j \neq i}^n D_{ij} e^{-d_j \tau_{ij}} \left[\int_{-\tau_{ij}}^0 \mathbb{E}(x_i(s)x_j(s)) ds \right. \\
& \quad \left. + \int_0^t \mathbb{E}(x_i(s)x_j(s)) ds - \int_{t-\tau_{ij}}^t \mathbb{E}(x_i(s)x_j(s)) ds \right] \\
& \leq x_i(0) + \int_0^t \left[\mathbb{E}x_i(s)(r_i - h_i) - a_{ii} \mathbb{E}(x_i(s))^2 - \sum_{j=1, j \neq i}^n a_{ij} \mathbb{E}(x_i(s)x_j(s)) \right. \\
& \quad \left. - \sum_{j=1, j \neq i}^n D_{ij} \alpha_{ij} \mathbb{E}(x_i(s))^2 \right] ds + \sum_{j=1, j \neq i}^n D_{ij} e^{-d_j \tau_{ij}} \left[\int_{-\tau_{ij}}^0 \mathbb{E}(x_i(s)x_j(s)) ds \right. \\
& \quad \left. + \int_0^t \mathbb{E}(x_i(s)x_j(s)) ds \right].
\end{aligned}$$

That is to say $\mathbb{E}(x_i(t))$ is continuously differentiable with respect of t . Computing by (5) leads to

$$\begin{aligned} & \frac{d\mathbb{E}(x_i(t))}{dt} \\ & \leq \mathbb{E}(x_i(t))(r_i - h_i) - \left(a_{ii} + \sum_{j=1, j \neq i}^n D_{ij} \alpha_{ij} \right) \mathbb{E}(x_i(t))^2 - \sum_{j=1, j \neq i}^n a_{ij} \mathbb{E}(x_i(t)x_j(t)) \\ & \quad + \sum_{j=1, j \neq i}^n D_{ij} e^{-d_j \tau_{ij}} \mathbb{E}(x_i(t)x_j(t)) \\ & \leq \mathbb{E}(x_i(t))r_i \leq r_i K, \end{aligned}$$

in which $K > 0$ is a constant. It implies that $\mathbb{E}(x_i(t))$ is uniformly continuous. Using [41], we get

$$\lim_{t \rightarrow +\infty} \mathbb{E}|x_i^{\phi_i}(t) - x_i^{\psi_i}(t)| = 0, \quad a.s., \quad i = 1, 2, \dots, n. \quad (19)$$

Denote $p(t, \phi, dy)$ as the transition probability density of the process $x(t)$ and $P(t, \phi, A)$ represents the probability of event $x(t) \in A$. By (6) and [42, Chebyshev's inequality], we can obtain that the family of $p(t, \phi, dy)$ is tight. Now define $\Gamma(C([- \tau, 0]; R_+^n))$ as the probability measures on $C([- \tau, 0]; R_+^n)$. For arbitrary two measures $P_1, P_2 \in \Gamma$, we define the metric

$$d_{\mathbb{L}}(P_1, P_2) = \sup_{v \in \mathbb{L}} \left| \int_{R_+^n} v(x) P_1(dx) - \int_{R_+^n} v(x) P_2(dx) \right|,$$

where

$$\mathbb{L} = \left\{ v : C([- \tau, 0]; R_+^n) \rightarrow R : \|v(x) - v(y)\| \leq \|x - y\|, |v(\cdot)| \leq 1 \right\}.$$

Since $\{p(t, \phi, dy)\}$ is tight, then according to (19) we know that for any $\varepsilon > 0$, there is a $T > 0$ satisfies that for $t \geq T, s > 0$,

$$\sup_{v \in \mathbb{L}} \left| \mathbb{E}v(x(t+s)) - \mathbb{E}v(x(t)) \right| \leq \varepsilon.$$

Therefore $\{p(t, \xi, \cdot)\}$ is Cauchy in Γ with metric $d_{\mathbb{L}}$, in which $\xi \in C([- \tau, 0]; R_+^n)$ is arbitrary given. Hence there exists a unique $\kappa(\cdot) \in \Gamma(C([- \tau, 0]; R_+^n))$ such that $\lim_{t \rightarrow \infty} d_{\mathbb{L}}(p(t, \xi, \cdot), \kappa(\cdot)) = 0$. At the same time, it follows from (19) that

$$\lim_{t \rightarrow \infty} d_{\mathbb{L}}(p(t, \phi, \cdot), p(t, \xi, \cdot)) = 0.$$

Consequently,

$$\lim_{t \rightarrow \infty} d_{\mathbb{L}}(p(t, \phi, \cdot), \kappa(\cdot)) \leq \lim_{t \rightarrow \infty} d_{\mathbb{L}}(p(t, \phi, \cdot), p(t, \xi, \cdot)) + \lim_{t \rightarrow \infty} d_{\mathbb{L}}(p(t, \xi, \cdot), \kappa(\cdot)) = 0.$$

This completes the proof of Theorem 3.1. □

4. Optimal harvesting

In this section, we consider the optimal harvesting problem of system (5). Our purpose is to find the optimal harvesting effort $H^* = (h_1^*, \dots, h_n^*)$ such that:

- (i) $Y(H) = \lim_{t \rightarrow +\infty} \sum_{i=1}^n \mathbb{E}(h_i x_i(t))$ is maximum;

(ii) Every $x_i (i = 1, 2, \dots, n)$ is persistent in the mean.

Before we give our main results, we define

$$\Theta = (\theta_1, \theta_2, \dots, \theta_n)^T = [A(A^{-1})^T + I]^{-1}G, \quad (20)$$

in which $G = (r_1 - 0.5\sigma_1^2, r_2 - 0.5\sigma_2^2, \dots, r_n - 0.5\sigma_n^2)^T$ and I is the unit matrix, and make an assumption:

Assumption 4.1. $A^{-1} + (A^{-1})^T$ is positive definite,

Theorem 4.1. Suppose Assumptions 3.1 and 4.1 hold, and if these following inequalities

$$\theta_i \geq 0, \quad b_i |_{h_i=\theta_i} > 0, \quad c_i |_{h_m=\theta_m, m=1,2,\dots,n} > 0, \quad i = 1, \dots, n \quad (21)$$

are satisfied. Then, for system (5) the optimal harvesting effort is

$$H^* = \Theta = [A(A^{-1})^T + I]^{-1}G$$

and the maximum of ESY is

$$Y^* = \Theta^T A^{-1}(G - \Theta). \quad (22)$$

Proof. Denote $W = \{H = (h_1, \dots, h_n)^T \in \mathbb{R}^n \mid b_i > 0, c_i > 0, h_i > 0, i = 1, \dots, n\}$. Easily we can see that for any $H \in W$, (14) is satisfied. Note that $\Theta \in W$, then W is not empty. According to (14), we have that for every $H \in W$,

$$\lim_{t \rightarrow +\infty} t^{-1} \int_0^t H^T x(s) ds = \sum_{i=1}^n h_i \lim_{t \rightarrow +\infty} t^{-1} \int_0^t x_i(s) ds = H^T A^{-1}(G - H). \quad (23)$$

Applying Theorem 4.1, there is a unique invariant measure $\rho(\cdot)$ for model (5). By [43, Corollary 3.4.3], we obtain that $\rho(\cdot)$ is strong mixing. Meanwhile, it is ergodic according to [43, Theorem 3.2.6]. It means

$$\lim_{t \rightarrow +\infty} t^{-1} \int_0^t H^T x(s) ds = \int_{\mathbb{R}_+^n} H^T x \rho(dx). \quad (24)$$

Let $\mu(x)$ represent the stationary probability density of system (5), then we have

$$Y(H) = \lim_{t \rightarrow +\infty} \sum_{i=1}^n \mathbb{E}(h_i x_i(t)) = \lim_{t \rightarrow +\infty} \mathbb{E}(H^T x(t)) = \int_{\mathbb{R}_+^n} H^T x \mu(x) dx. \quad (25)$$

Since the invariant measure of model (9) is unique, one has

$$\int_{\mathbb{R}_+^n} H^T x \mu(x) dx = \int_{\mathbb{R}_+^n} H^T x \rho(dx). \quad (26)$$

In other words,

$$Y(H) = H^T A^{-1}(G - H). \quad (27)$$

Assume that $\Theta = (\theta_1, \theta_2, \dots, \theta_n)^T$ is the solution of the following equation

$$\begin{aligned} \frac{dY(H)}{dH} &= \frac{dH^T}{dH} A^{-1}(G - H) + \frac{d}{dH} [(G - H)^T (A^{-1})^T] H \\ &= A^{-1}G - [A^{-1} + (A^{-1})^T] H \\ &= 0. \end{aligned} \quad (28)$$

Thus, $\Theta = [A(A^{-1})^T + I]^{-1}G$. By using of the Hessian matrix (see [44, 45]),

$$\begin{aligned} \frac{d}{dH^T} \left[\frac{dY(H)}{dH} \right] &= \left(\frac{d}{dH} \left[\left(\frac{dY(H)}{dH} \right)^T \right] \right)^T \\ &= \left(\frac{d}{dH} \left[G^T(A^{-1})^T - H^T[A^{-1} + (A^{-1})^T] \right] \right)^T \\ &= -A^{-1} - (A^{-1})^T \end{aligned}$$

is negative defined, then Θ is the unique extreme point of $Y(H)$. That is to say, if $\Theta \in W$ and under the condition of (21), the optimal harvesting effort is $H^* = \Theta$ and Y^* is the maximum value of ESY. This completes the proof of Theorem 4.1. □

5. Numerical simulations

To see our analytical results more clearly, we shall give some numerical simulations in this section. Without loss of generality, we consider the following system

$$\left\{ \begin{aligned} dx_1(t) &= x_1(t) \left[r_1 - h_1 - a_{11}x_1(t) - a_{12}x_2(t) + D_{12}e^{-d_2\tau_{12}}x_2(t - \tau_{12}) - D_{12}\alpha_{12}x_1(t) \right] dt \\ &\quad + \sigma_1x_1(t)dB_1(t), \\ dx_2(t) &= x_2(t) \left[r_2 - h_2 - a_{22}x_2(t) - a_{21}x_1(t) + D_{21}e^{-d_1\tau_{21}}x_1(t - \tau_{21}) - D_{21}\alpha_{21}x_2(t) \right] dt \\ &\quad + \sigma_2x_2(t)dB_2(t), \end{aligned} \right. \tag{29}$$

which is the case when $n = 2$ in (5), with initial value

$$x(\theta) = \phi(\theta) \in C \left([-\tau, 0]; R_+^2 \right), \tau = \max\{\tau_1, \tau_2\},$$

where $r_i > 0, a_{ij} > 0, \tau_i \geq 0, i, j = 1, 2$.

Firstly, we discuss the persistence in mean of x_1 and x_2 . For that, we take the parameter values as follows:

Table 1. Parameter Values for Figure 1–3.

Parameter	Value	Parameter	Value	Parameter	Value
r_1	0.9	h_1	0.1	α_{12}	0.6
r_2	0.8	h_2	0.05	α_{21}	0.3
a_{11}	0.6	a_{12}	0.2	a_{21}	0.35
a_{22}	0.23	σ_1	0.05	σ_2	0.05
d_1	1	d_2	1	D_{12}	4
D_{21}	3	τ_{12}	8	τ_{21}	5

The initial values are $x_1(\theta) = 0.5 + 0.01 \sin \theta, x_2(\theta) = 0.5 + 0.02 \sin \theta, \theta \in [-\tau, 0]$. Simple calculations show that $b_1 = 0.7988 > 0, b_2 = 0.7488 > 0, c_1 = 0.6662 > 0, c_2 = 0.6556 > 0$ implying

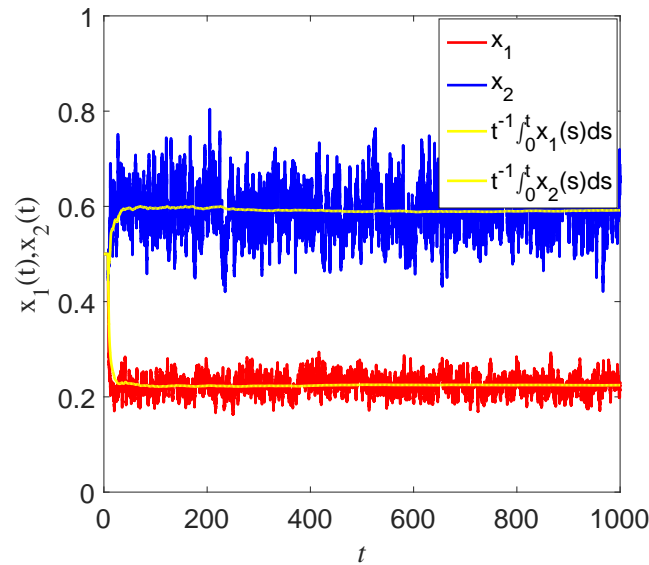


Figure 1. Time series of species x_1 and x_2 of system (29) with initial values $x_1(\theta) = 0.5 + 0.01 \sin \theta$, $x_2(\theta) = 0.5 + 0.02 \sin \theta$, $\theta \in [-\tau, 0]$ and parameter values in Table 1.

Assumption 2.1 is satisfied. Then by Theorem 2.1, we can obtain that in (29)

$$\lim_{t \rightarrow +\infty} t^{-1} \int_0^t x_1(s) ds = \det(A_1) / \det(A) = 0.2268 > 0 \quad a.s.,$$

$$\lim_{t \rightarrow +\infty} t^{-1} \int_0^t x_2(s) ds = \det(A_2) / \det(A) = 0.5964 > 0 \quad a.s..$$

Applying the Milstein numerical method in [47], we then obtained the numerical solution of system (29), see Figure 1. It shows that x_1 and x_2 respectively asymptotically approach to 0.2268 and 0.5964 time averagely. And this agrees well with our results in Theorem 2.1. Then we research the distributions of x_1 and x_2 under the same conditions. Obviously, we have $a_{11} + D_{12}\alpha_{12} \geq a_{21} + D_{21}e^{-d_1\tau_{21}}$, $a_{22} + D_{21}\alpha_{21} \geq a_{12} + D_{12}e^{-d_2\tau_{12}}$, it is to say Assumption 3.1 is satisfied. Thus by Theorem 3.1, system (29) is asymptotically stable in distribution as suggested by Figure 2.

Lastly, we consider the optimal harvesting strategy of system (29). It is easy to see that the Assumption 2.1 and Assumption 3.1 are satisfied. Furthermore, we have

$$\Theta = (\theta_1, \theta_2)^T = [A(A^{-1})^T + I]^{-1}(r_1 - 0.5\sigma_1^2, r_2 - 0.5\sigma_2^2)^T = (0.4817, 0.3820)^T,$$

in which $I = \begin{pmatrix} 1 & 0 \\ 0 & 1 \end{pmatrix}$. Since condition (21) is satisfied, by Theorem 4.1, the optimal harvesting effort is

$$H^* = \Theta = (\theta_1, \theta_2)^T = [A(A^{-1})^T + I]^{-1}(r_1 - 0.5\sigma_1^2, r_2 - 0.5\sigma_2^2)^T = (0.4817, 0.3820)^T,$$

on the other hand, the maximum of ESY is

$$Y^* = \Theta^T A^{-1}(r_1 - 0.5\sigma_1^2 - \theta_1, r_2 - 0.5\sigma_2^2 - \theta_2)^T = 0.1789.$$

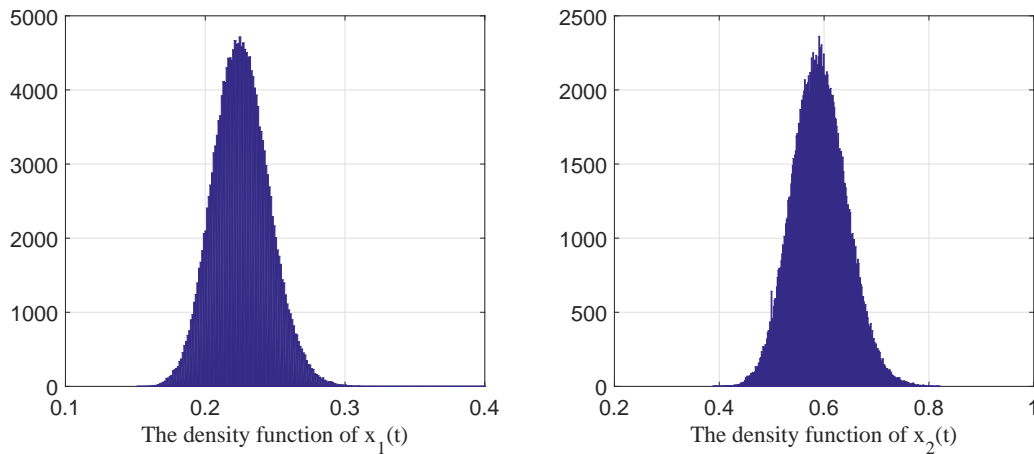


Figure 2. Distributions of species x_1 and x_2 of system (29) with initial values $x_1(\theta) = 0.5 + 0.01 \sin \theta$, $x_2(\theta) = 0.5 + 0.02 \sin \theta$, $\theta \in [-\tau, 0]$ and parameter values in Table 1.

By using the Monte Carlo method (see [48]) and the parameters in Table 1, we can obtain Figure 3, showing our results in Theorem 4.1.

Next, we consider a case of three species.

$$\left\{ \begin{array}{l}
 dx_1(t) = x_1(t) \left[r_1 - h_1 - a_{11}x_1(t) - (a_{12}x_2(t) + a_{13}x_3(t)) + (D_{12}e^{-d_2\tau_{12}}x_2(t - \tau_{12}) \right. \\
 \quad \left. + D_{13}e^{-d_3\tau_{13}}x_3(t - \tau_{13})) - (D_{12}\alpha_{12}x_1(t) + D_{13}\alpha_{13}x_1(t)) \right] dt \\
 \quad + \sigma_1 x_1(t) dB_1(t), \\
 dx_2(t) = x_2(t) \left[r_2 - h_2 - a_{22}x_2(t) - (a_{21}x_1(t) + a_{23}x_3(t)) + (D_{21}e^{-d_1\tau_{21}}x_1(t - \tau_{21}) \right. \\
 \quad \left. + D_{23}e^{-d_3\tau_{23}}x_3(t - \tau_{23})) - (D_{21}\alpha_{21}x_2(t) + D_{23}\alpha_{23}x_2(t)) \right] dt \\
 \quad + \sigma_2 x_2(t) dB_2(t), \\
 dx_3(t) = x_3(t) \left[r_3 - h_3 - a_{33}x_3(t) - (a_{31}x_1(t) + a_{32}x_2(t)) + (D_{31}e^{-d_1\tau_{31}}x_1(t - \tau_{31}) \right. \\
 \quad \left. + D_{32}e^{-d_2\tau_{32}}x_2(t - \tau_{32})) - (D_{31}\alpha_{31}x_3(t) + D_{32}\alpha_{32}x_3(t)) \right] dt \\
 \quad + \sigma_3 x_3(t) dB_3(t).
 \end{array} \right. \tag{30}$$

We use the following parameter values:

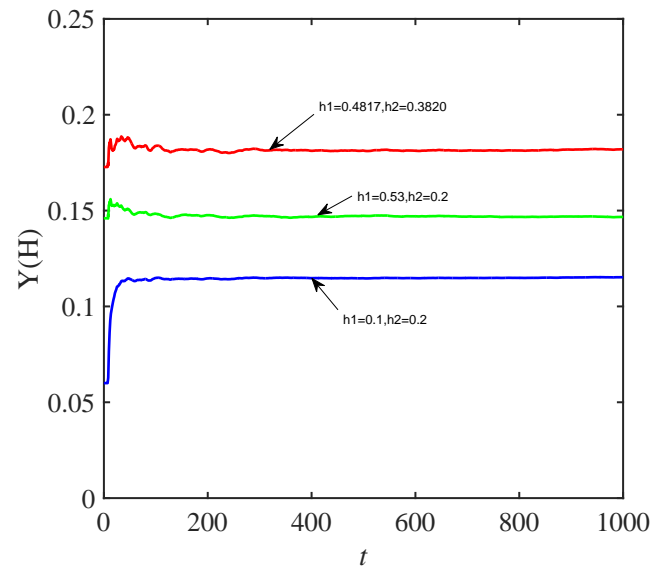


Figure 3. The harvesting policies $E[h_1x_1(t) + h_2x_2(t)]$ of system (29) with initial values $x_1(\theta) = 0.5 + 0.01 \sin \theta$, $x_2(\theta) = 0.5 + 0.02 \sin \theta$, $\theta \in [-\tau, 0]$ and parameter values in Table 1. The red line is with $h_1 = h_1^* = 0.4817$, $h_2 = h_2^* = 0.3820$, the green line is with $h_1 = 0.53$, $h_2 = 0.2$, the blue line is with $h_1 = 0.1$, $h_2 = 0.2$.

Table 2. Parameter Values for Figure 4–6.

Parameter	Value	Parameter	Value	Parameter	Value
r_1	2	h_1	0.4452	α_{12}	0.8
r_2	1.12	h_2	0.3307	α_{13}	0.67
r_3	0.6	h_3	0.3307	α_{21}	0.56
α_{23}	0.8	α_{31}	0.6	α_{32}	0.77
a_{11}	0.18	a_{12}	0.35	a_{13}	0.3
a_{21}	0.45	a_{22}	0.22	a_{23}	0.6
a_{31}	0.4	a_{32}	0.3	a_{33}	0.2
σ_1	0.05	σ_2	0.05	σ_3	0.05
d_1	0.39	d_2	0.57	d_3	0.37
τ_{12}	3	τ_{13}	3	τ_{21}	5
τ_{22}	5	τ_{31}	4	τ_{32}	5.5
D_{12}	4	D_{13}	5	D_{21}	2.4
D_{23}	4	D_{31}	2	D_{32}	2.5

The initial values are $x_1(\theta) = 0.5 + 0.01 \sin \theta$, $x_2(\theta) = 0.5 + 0.02 \sin \theta$, $x_3(\theta) = 0.5 + 0.001 \sin \theta$, $\theta \in [-\tau, 0]$. Easily we get that $b_1 = 0.1.5536 > 0$, $b_2 = 0.7881 > 0$, $b_3 = 0.2681 > 0$, $c_1 = 1.4502 > 0$, $c_2 = 0.0552 > 0$, $c_3 = 0.0229 > 0$. Thus Assumption 2.1 is hold. By Theorem 2.1, we have for (30)

$$\lim_{t \rightarrow +\infty} t^{-1} \int_0^t x_1(s) ds = \det(A_1) / \det(A) = 0.2543 > 0 \text{ a.s.},$$

$$\lim_{t \rightarrow +\infty} t^{-1} \int_0^t x_2(s) ds = \det(A_2) / \det(A) = 0.1601 > 0 \text{ a.s.},$$

$$\lim_{t \rightarrow +\infty} t^{-1} \int_0^t x_3(s) ds = \det(A_3) / \det(A) = 0.0730 > 0 \text{ a.s.}$$

The numerical results of Theorem 2.1 when $n = 3$ are shown in Figure 4.

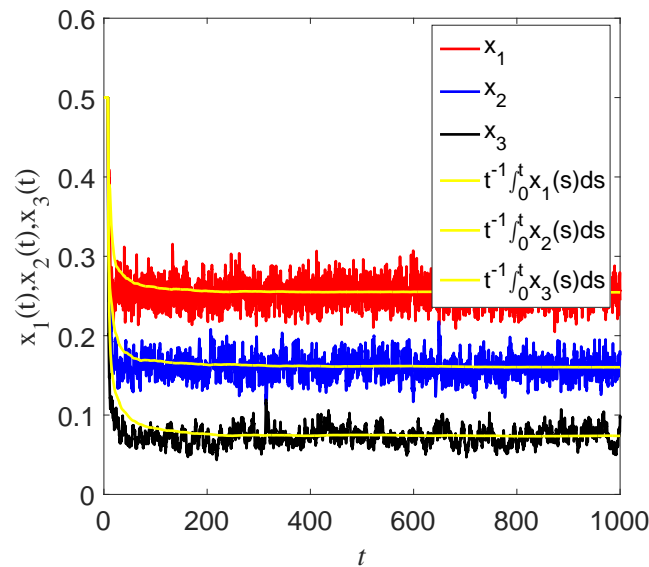


Figure 4. Time series of species x_1, x_2 and x_3 of system (30) with initial values $x_1(\theta) = 0.5 + 0.01 \sin \theta, x_2(\theta) = 0.5 + 0.02 \sin \theta, x_3(\theta) = 0.5 + 0.001 \sin \theta, \theta \in [-\tau, 0]$ and parameter values in Table 2.

The stable distribution for $n = 3$ are shown in Figure 5.

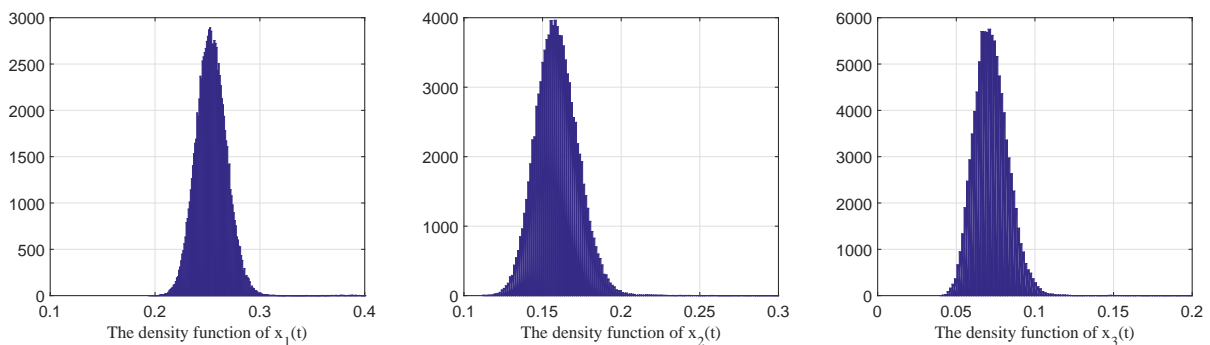


Figure 5. Distributions of species x_1, x_2 and x_3 of system (30) with initial values $x_1(\theta) = 0.5 + 0.01 \sin \theta, x_2(\theta) = 0.5 + 0.02 \sin \theta, x_3(\theta) = 0.5 + 0.001 \sin \theta$ and parameter values in Table 2.

To numerical illustrate the optimal harvesting effort of (30), we set

$$\Theta = (\theta_1, \theta_2, \theta_3)^T = [A(A^{-1})^T + I]^{-1}(r_1 - 0.5\sigma_1^2, r_2 - 0.5\sigma_2^2, r_3 - 0.5\sigma_3^2)^T = (1.1052, 0.5537, 0.1663)^T,$$

which yield $H^* = \Theta = (1.1052, 0.5537, 0.1663)^T$, and the maximum of ESY is $Y^* = 0.2263$, see Figure-6.

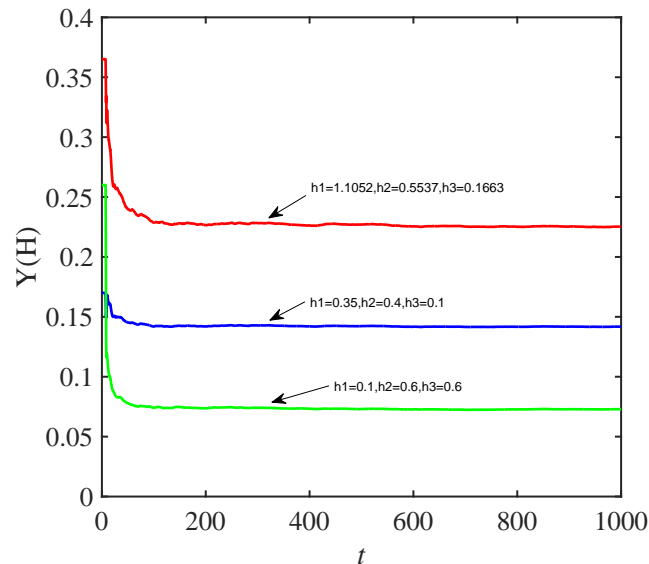


Figure 6. The harvesting policies $E[h_1x_1(t) + h_2x_2(t) + h_3x_3(t)]$ of system (29) with initial values $x_1(\theta) = 0.5 + 0.01 \sin \theta$, $x_2(\theta) = 0.5 + 0.02 \sin \theta$, $x_3(\theta) = 0.5 + 0.001 \sin \theta$ and parameter values in Table 2. The red line is with $h_1 = h_1^* = 1.1052$, $h_2 = h_2^* = 0.5537$, $h_3 = h_3^* = 0.1663$, the green line is with $h_1 = 0.1$, $h_2 = 0.6$, $h_3 = 0.6$, the blue line is with $h_1 = 0.35$, $h_2 = 0.4$, $h_3 = 0.1$.

6. Conclusions and discussions

In this paper, a stochastic n -species competitive model with delayed diffusions and harvesting has been considered. We studied the persistence in mean of every population, which is biologically significant because it shows that all populations can coexist in the community. Since the model (5) does not have a positive equilibrium point and its solution can not approach a positive value, we considered its asymptotically stable distribution. By using ergodic method, we obtained the optimal harvesting policy and the maximum harvesting yield of system (5). We have also done some numerical simulations of the situations for $n = 2$ and $n = 3$ in model (5) to illustrate our theoretical results as it is very useful whether in terms of mathematics or biology to visualize our conclusions.

Our studies showed some interesting results

- (a) Both environmental disturbance and diffused time delay can effect the persistence and optimal harvesting effort of system (5)..
- (b) Environmental noises have no effect on asymptotic stability in distribution of system (5), but the time delays have.

There are other meaningful aspects that can be studied further since our paper only consider the effects of white noises on population growth rate. In future, for example, we can consider the situation when white noises also have influences over harvesting (see [45]) and non-autonomous system (see

[46]); the time delay will also be reflected in competition (see [49]). Furthermore, we can consider something more complex models such as the ones with regime-switching (see [50,51]) or Lévy jumps (see [14,42]).

Acknowledgments

This work was supported by the Research Fund for the Taishan Scholar Project of Shandong Province of China, and the SDUST Research Fund (2014TDJH102).

Conflict of interest

The authors declare that there is no conflict of interest regarding the publication of this paper.

References

1. Z. Lu and Y. Takeuchi, Global asymptotic behavior in single-species discrete diffusion systems, *J. Math. Biol.*, **32** (1993), 67–77.
2. E. Beretta and Y. Takeuchi, Global stability of single-species diffusion Volterra models with continuous time delays, *Bull. Math. Biol.* **49** (1987), 431–448.
3. D. Li, J. Cui and G. Song, Permanence and extinction for a single-species system with jump-diffusion, *J. Math. Anal. Appl.*, **430** (2015), 438–464.
4. L. J. Allen, Persistence and extinction in single-species reaction-diffusion models, *Bull. Math. Biol.* **45.2** (1983), 209–227.
5. W. Wang and T. Zhang, Caspase-1-Mediated Pyroptosis of the Predominance for Driving CD₄⁺ T Cells Death: A Nonlocal Spatial Mathematical Model, *B. Math. Biol.*, **80** (2018), 540–582.
6. Y. Cai and W. Wang, Fish-hook bifurcation branch in a spatial heterogeneous epidemic model with cross-diffusion, *Nonlinear Anal. Real World Appl.*, **30** (2016), 99–125.
7. T. Zhang, X. Liu, X. Meng and T. Zhang, Spatio-temporal dynamics near the steady state of a planktonic system, *Comput. Math. Appl.*, **75** (2018), 4490–4504.
8. T. Zhang, T. Zhang, X. Meng, Stability analysis of a chemostat model with maintenance energy, *Appl. Math. Lett.*, **68** (2017), 1–7.
9. J. Zhou, C. Sang, X. Li, M. Fang and Z. Wang, H[∞] consensus for nonlinear stochastic multi-agent systems with time delay, *Appl. Math. Comput.*, **325** (2018), 41–58.
10. K. Gopalsamy, Stability and oscillations in delay differential equations of population dynamics, Kluwer Academic, Dorecht. 1992.
11. Y. Kuang, Delay differential equations with applications in population dynamics, Academic Press, 1993.
12. X. Meng, F. Li and S. Gao, Global analysis and numerical simulations of a novel stochastic eco-epidemiological model with time delay, *Appl. Math. Comput.*, **339** (2018), 701–726.
13. T. Zhang, W. Ma and X. Meng, Global dynamics of a delayed chemostat model with harvest by impulsive flocculant input, *Adv. Difference Equ.*, **2017** (2017), 115.

14. G. Liu, X. Wang, X. Meng and S. Gao, Extinction and persistence in mean of a novel delay impulsive stochastic infected predator-prey system with jumps, *Complexity*, **2017** (2017), 15.
15. Y. Tan, S. Tang, J. Yang and Z. Liu, Robust stability analysis of impulsive complex-valued neural networks with time delays and parameter uncertainties, *J. Inequal. Appl.*, **2017** (2017), 215.
16. T. Zhang and H. Zang, Delay-induced Turing instability in reaction-diffusion equations, *Phys. Rev. E*, **90** (2014) 052908.
17. R. M. May, *Stability and Complexity in Model Ecosystems*, Princeton Univ. Press, New York, 2001.
18. X. Yu, S. Yuan and T. Zhang, Survival and ergodicity of a stochastic phytoplankton-zooplankton model with toxin producing phytoplankton in an impulsive polluted environment, *Appl. Math. Comput.*, **347** (2019), 249-264.
19. H. Qi, X. Leng, X. Meng and T. Zhang, Periodic Solution and Ergodic Stationary Distribution of SEIS Dynamical Systems with Active and Latent Patients, *Qual. Theory Dyn. Syst.*, **18** (2019).
20. S. Zhang, X. Meng, T. Feng and T. Zhang, Dynamics analysis and numerical simulations of a stochastic non-autonomous predator-prey system with impulsive effects, *Nonlinear Anal. Hybrid Syst.*, **26** (2017), 19–37.
21. M. Liu, H. Qiu and K. Wang, A remark on a stochastic predator-prey system with time delays, *Appl. Math. Lett.*, **26** (2013), 318-323.
22. X. Meng and L. Zhang, Evolutionary dynamics in a Lotka-Volterra competition model with impulsive periodic disturbance, *Math. Method. Appl. Sci.*, **39** (2016), 177–188.
23. L. Zhu and H. Hu, A stochastic SIR epidemic model with density dependent birth rate, *Adv. Difference Equ.*, **2015** (2015), 1.
24. X. Meng, S. Zhao, T. Feng and T. Zhang, Dynamics of a novel nonlinear stochastic SIS epidemic model with double epidemic hypothesis, *J. Math. Anal. Appl.*, **433** (2016), 227–242.
25. M. Liu and C. Bai, A remark on a stochastic logistic model with diffusion, *Appl. Math. Lett.*, **228** (2014), 141–146.
26. F. Bian, W. Zhao, Y. Song and R. Yue, Dynamical analysis of a class of prey-predator model with Beddington-Deangelis functional response, stochastic perturbation, and impulsive toxicant input, *Complexity*, **2017** (2017) Article ID 3742197.
27. W. Wang, Y. Cai, J. Li and Z. Gui, Periodic behavior in a FIV model with seasonality as well as environment fluctuations, *J. Franklin Inst.*, **354** (2017), 7410–7428.
28. X. Song and L. Chen, Optimal harvesting and stability for a two-species competitive system with stage structure, *Math. Biosci.*, **170** (2001), 173–186.
29. J. Liang, S. Tang and R. A. Cheke, Pure Bt-crop and mixed seed sowing strategies for optimal economic profit in the face of pest resistance to pesticides and Bt-corn, *Appl. Math. Comput.*, **283** (2016), 6–21.
30. S. Sharma and G. P. Samanta, Optimal harvesting of a two species competition model with imprecise biological parameters, *Nonlinear Dynam.*, **77** (2014), 1101–1119.

31. J. Xia, Z. Liu and R. Yuan, The effects of harvesting and time delay on predator-prey systems with Holling type II functional response, *SIAM J. Appl. Math.*, **70** (2009), 1178–1200.
32. W. Li, K. Wang, H. Su, Optimal harvesting policy for stochastic logistic population model, *Appl. Math. Comput.*, **218** (2011), 157–162.
33. X. Zou, W. Li and K. Wang, Ergodic method on optimal harvesting for a stochastic Gompertz-type diffusion process, *Appl. Math. Lett.*, **26** (2013), 170–174.
34. Q. Song, R. H. Stockbridge and C. Zhu, On optimal harvesting problems in random environments, *J. Soc. Ind. Appl. Math.*, **49** (2011), 859–889.
35. G. Zeng, F. Wang and J. J. Nieto, Complexity of a delayed predator-prey model with impulsive harvesting and Holling type II functional response, *Adv. Complex Syst.*, **11** (2008), 77–97.
36. X. Zou, W. Li and K. Wang, Ergodic method on optimal harvesting for a stochastic Gompertz-type diffusion process, *Appl. Math. Lett.*, **26** (2013), 170–174.
37. C. Ji, D. Jiang and N. Shi, Analysis of a predator-prey model with modified Leslie-Gower and Holling-type II schemes with stochastic perturbation, *J. Math. Anal. Appl.*, **359** (2009), 482–498.
38. J. Bao and C. Yuan, Comparison theorem for stochastic differential delay equations with jumps, *Acta Appl. Math.*, **116** (2011), 119.
39. D. Jiang and N. Shi, A note on nonautonomous logistic equation with random perturbation, *J. Math. Anal. Appl.*, **303** (2005), 164–172.
40. D. Jiang, C. Ji, X. Li and D. O'Regan, Analysis of autonomous Lotka-Volterra competition systems with random perturbation, *J. Math. Anal. Appl.*, **390** (2012), 582–595.
41. I. Barbalat, Systems d'équations différentielles d'osci d'oscillations nonlineaires, *Rev. Roumaine Math. Pures Appl.* 1959.
42. X. Leng, T. Feng and X. Meng, Stochastic inequalities and applications to dynamics analysis of a novel SIVS epidemic model with jumps, *J. Inequal. Appl.*, **2017** (2017), 138.
43. J. Prato and J. Zabczyk, Ergodicity for infinite dimensional systems, Cambridge Univ. Press, Cambridge, (1996), 229.
44. Y. Zhao, S. Yuan and I. Barbalat, Systems dequations différentielles doscillations nonlineaires, *Phys. A.*, **477** (2017), 20–33.
45. L. Liu and X. Meng, Optimal harvesting control and dynamics of two species stochastic model with delays, *Adv. Differ Equat.*, **2017** (2017), 1–18.
46. H. Qi, L. Liu and X. Meng, Dynamics of a non-autonomous stochastic SIS epidemic model with double epidemic hypothesis, *Complexity*, **2017** (2017), 14.
47. D. Higham, An algorithmic introduction to numerical simulation of stochastic differential equations, *SIAM Rev.*, **43** (2001), 525–546.
48. N. Bruti-Liberati and E. Platen, Monte Carlo simulation for stochastic differential equations, *Encyclopedia of Quantitative Finance*, **10** (2010), 23–37.
49. M. Liu and C. Bai, Optimal harvesting of a stochastic delay competitive model, *Discrete Contin. Dyn. Syst. Ser. B.*, **22** (2017), 1493–1508.

-
50. H. Ma and Y. Jia, Stability Analysis For Stochastic Differential Equations With Infinite Markovian Switchings, *J. Math. Anal. Appl.*, **435** (2016), 593–605.
51. M. Liu, X. He and J. Yu, Dynamics of a stochastic regime-switching predator-prey model with harvesting and distributed delays, *Nonlinear Anal. Hybrid Syst.*, **28** (2018), 87–104.



AIMS Press

©2019 the Author(s), licensee AIMS Press. This is an open access article distributed under the terms of the Creative Commons Attribution License (<http://creativecommons.org/licenses/by/4.0>)