



Research article

Computing the zeros of the Szegő kernel for doubly connected regions using conformal mapping

Nuraddeen S. Gafai^{1,2}, Ali H. M. Murid^{2,*}, Samir Naqos² and Nur H. A. A. Wahid³

¹ Department of Mathematics and Statistics, Umaru Musa Yar'adua University Katsina, Nigeria

² Department of Mathematical Sciences, Faculty of Science, Universiti Teknologi Malaysia, UTM Johor Bahru 81310, Johor, Malaysia

³ School of Mathematical Sciences, College of Computing, Informatics and Media, Universiti Teknologi MARA, Shah Alam 40450, Selangor, Malaysia

* **Correspondence:** Email: alihassan@utm.my.

Abstract: An explicit formula for the zero of the Szegő kernel for an annulus region is well-known. There exists a transformation formula for the Szegő kernel from a doubly connected region onto an annulus. Based on conformal mapping, we derive an analytical formula for the zeros of the Szegő kernel for a general doubly connected region with smooth boundaries. Special cases are the explicit formulas for the zeros of the Szegő kernel for doubly connected regions bounded by circles, limacons, ellipses, and ovals of Cassini. For a general doubly connected region with smooth boundaries, the zero of the Szegő kernel must be computed numerically. This paper describes the application of conformal mapping via integral equation with the generalized Neumann kernel for computing the zeros of the Szegő kernel for smooth doubly connected regions. Some numerical examples and comparisons are also presented. It is shown that the conformal mapping approach also yields good accuracy for a narrow region or region with boundaries that are close to each other.

Keywords: Szegő kernel; conformal mapping; doubly connected regions; generalized Neumann kernel; integral equation

Mathematics Subject Classification: 30C40, 33C15, 65E05, 65E10, 65R20

1. Introduction

Univalent functions are analytic functions that are one-to-one. Conformal mapping functions are analytic functions that are one-to-one with the angle preserving property. Thus, conformal mapping functions are univalent.

Many conformal mapping problems can be solved using the Szegő kernel, which also satisfies the Kerzman-Stein integral equation [1, 2]. The Szegő kernel for an annulus has both bilateral series and infinite product representations [3–5]. The Szegő kernel is closely related to the Ahlfors map. The Ahlfors map of a doubly connected region Ω is a branching two-to-one map onto the disk. From the boundary values of the Szegő kernel, the boundary values of the Ahlfors map are completely determined [6–8]. The Ahlfors map of Ω has two zeros, one zero is predetermined which is mapped to zero, the other zero comes from the unique zero of the Szegő kernel. The zero of the Szegő kernel for an annulus has a nice closed formula [3]. Computing the zero of the Szegő kernel for Ω is an interesting problem in computational complex analysis. A system of nonlinear equations with integrals involving the Szegő kernel and its derivative, satisfied by the zeros of the Szegő kernel for a multiply connected region has been presented by Tegtmeier [8], but did not show any numerical computations of the zeros. In [9] the zero of the Szegő kernel of Ω has been computed numerically by extending the approach of [10]. However, the numerical methods in [9] are iterative and require good initial approximation of the zero for convergence. This approximation is obtained by plotting the graph of the absolute value of the Ahlfors map. Additional numerical methods for computing the zeros of the Szegő kernel for doubly connected regions are shown in [11]. Since there exists a transformation formula for the Szegő kernel from Ω onto an annulus [3], the possibility of applying conformal mapping for computing the zero of the Szegő kernel arises, thus, avoiding iterative, and graphing procedures.

There exist many numerical conformal mapping methods in the literature. An introduction to numerical methods for conformal mapping can be found in the books [12, 13]. For some recent numerical conformal mapping methods, see [14–18].

In this paper, by means of conformal mapping, we derive an analytical formula for the zero of the Szegő kernel for Ω . The conformal mapping of Ω onto an annulus is computed numerically based on the boundary integral equation with the generalized Neumann kernel [15]. The integral equation is uniquely solvable Fredholm integral equation of the second kind.

The plan of the paper is as follows: In Section 2, some known techniques for calculating the zero of the Szegő kernel for Ω are given. In Section 3, the conformal mapping method for computing the zero of the Szegő kernel for Ω via integral equation with the generalized Neumann kernel are shown. In Section 4, the numerical implementations of the techniques in Sections 2 and 3 are discussed. In Section 5, seven numerical examples for computing the zeros of the Szegő kernel for various Ω are given based on conformal mapping, some comparisons with other techniques of Section 2 are also made. The last Section 6 presents some concluding remarks.

2. Preliminaries

Let Ω be a bounded doubly connected region with the boundary $\Gamma = \Gamma_0 \cup \Gamma_1$ consists of two smooth Jordan curves with the inner curve Γ_1 oriented clockwise and outer curve Γ_0 oriented counterclockwise. Further, we assume α and a ($\alpha \neq a$) are auxiliary given distinct points in the region Ω and z_0 is an auxiliary given point in the simply connected region bounded by Γ_1 .

The curve Γ_j , $j = 0, 1$ is parametrized by a 2π -periodic triply continuously differentiable complex-valued functions $z_j(s)$ with $z'_j(s) \neq 0$, $s \in J_j = [0, 2\pi]$. The total parameter domain $J = J_0 \cup J_1$ is the disjoint union of two intervals $J_j = [0, 2\pi]$. Define a parametrization of the whole boundary Γ as the

complex function $z(s)$ define on J by

$$z(s) = \begin{cases} z_0(s), & s \in J_0 = [0, 2\pi], \\ z_1(s), & s \in J_1 = [0, 2\pi]. \end{cases} \quad (2.1)$$

For the special case where Ω is an annulus $D = \{z : \rho < |z| < 1\}$ bounded by $C = C_0 \cup C_1$, $0 < \rho < 1$, there exists a bilateral series representation for the Szegő kernel for D given by [3]

$$S_D(z, a) = \frac{1}{2\pi} \sum_{n=-\infty}^{\infty} \frac{(z\bar{a})^n}{1 + \rho^{2n+1}}, \quad a \in D, \quad z \in D \cup C. \quad (2.2)$$

It has a unique zero at $z = -\rho/\bar{a}$ [3]. The Szegő kernel for D has another bilateral series representation [4] (in an equivalent form)

$$S_D(z, a) = \frac{1}{2\pi} \sum_{n=-\infty}^{\infty} \frac{(-1)^n \rho^n}{\rho^{2n} - z\bar{a}}, \quad z \in D \cup C, \quad a \in D. \quad (2.3)$$

The bilateral series (2.2) is actually a basic bilateral series and can be expressed as an infinite product. For $a \in D$, $z \in D \cup C$, the Szegő kernel for D can be represented by the infinite product [5]

$$S_D(z, a) = \frac{1}{2\pi} \prod_{n=0}^{\infty} \frac{(1 + \bar{a}z\rho^{2n+1})(\bar{a}z + \rho^{2n+1})(1 - \rho^{2n+2})^2}{(1 - \bar{a}z\rho^{2n})(\bar{a}z - \rho^{2n+2})(1 + \rho^{2n+1})^2}. \quad (2.4)$$

The infinite product in (2.4) is convergent for $\rho < 1$ and $\rho^2 < |az| < 1$. The zero of $S_D(z, a)$ in D is equal to $z = -\rho/\bar{a}$, which is the zero of the factor $\bar{a}z + \rho$.

For the doubly connected region Ω , the Szegő kernel $S_\Omega(z, a)$ satisfies the Kerzman-Stein integral equation on Γ [3, 6, 7]

$$S_\Omega(z, a) + \int_{\Gamma} A(z, w)S_\Omega(w, a)|dw| = r(z), \quad z \in \Gamma, \quad (2.5)$$

where

$$A(z, w) = \begin{cases} \frac{1}{2\pi} \left(\frac{T(w)}{z-w} - \frac{\overline{T(z)}}{\bar{z}-\bar{w}} \right), & z \neq w \in \Gamma, \\ 0, & z = w \in \Gamma, \end{cases} \quad (2.6)$$

$$r(z) = -\frac{1}{2\pi i} \frac{\overline{T(z)}}{\bar{z}-\bar{a}}, \quad z \in \Gamma, \quad (2.7)$$

and

$$T(z) = \frac{z'(t)}{|z'(t)|}, \quad z \in \Gamma. \quad (2.8)$$

The Kerzman-Stein kernel $A(z, w)$ is continuous on Γ . In fact the integral equation (2.5) is also valid for an n -connected region for $n \geq 3$ [6, 7]. Using the Cauchy integral formula, the interior values of the Szegő kernel for every $z \in \Omega$ can be determined by

$$S_\Omega(z, a) = \frac{1}{2\pi i} \int_{\Gamma} \frac{S_\Omega(w, a)}{w-z} dw, \quad z \in \Omega. \quad (2.9)$$

The derivative of the Szegö kernel on Γ is computed by [9]

$$S'_{\Omega}(z(t), a) z'(t) = - \int_{\Gamma} \frac{d}{dt} [A(z(t), z(s))] S_{\Omega}(z(s), a) |z'(s)| ds + r'(z(t)) z'(t), \quad (2.10)$$

where

$$r'(z(t)) z'(t) = - \frac{1}{2\pi i} \left[\frac{\overline{T'(z(t)) z'(t)}}{z(t) - a} - \frac{\overline{T(z(t)) z'(t)}}{(z(t) - a)^2} \right],$$

$$T'(z(t)) z'(t) = \frac{z''(t)}{2|z'(t)|} - \frac{(z'(t))^2 \overline{z''(t)}}{2|z'(t)|^3},$$

and

$$\begin{aligned} & \frac{d}{dt} A(z(t), z(s)) \\ &= \begin{cases} \frac{1}{2\pi i} \left[\frac{-T(z(s)) z'(t)}{(z(t) - z(s))^2} - \frac{\overline{T'(z(t)) z'(t)}}{(z(t) - z(s))} + \frac{\overline{T(z(t)) z'(t)}}{(z(t) - z(s))^2} \right], & z(t) \neq z(s) \in \Gamma, \\ \frac{1}{4\pi |z'(t)|} \left[\frac{1}{3} \operatorname{Im} \left(\frac{z'''(t)}{z'(t)} \right) - \operatorname{Re} \left(\frac{z''(t)}{z'(t)} \right) \operatorname{Im} \left(\frac{z''(t)}{z'(t)} \right) \right], & z(t) = z(s) \in \Gamma. \end{cases} \end{aligned}$$

The zero of the Szegö kernel z^* for the doubly connected region Ω has the explicit formula [8]

$$z^* = \frac{1}{2\pi i} \int_{\Gamma} z \frac{S'_{\Omega}(z, a)}{S_{\Omega}(z, a)} dz, \quad z \in \Gamma. \quad (2.11)$$

The boundary values of $S_{\Omega}(z, a)$ and $S'_{\Omega}(z, a)$ can be computed by solving the integral equation (2.5) and applying (2.10) respectively. The zero z^* has been computed numerically in [11] based on (2.5), (2.10), and (2.11).

The Szegö kernel is closely connected to the Ahlfors function. The Ahlfors function $g(z)$ is a connected two-to-one analytic function mapping Ω onto the unit disk $E = \{w : |w| < 1\}$, satisfying $g(a) = 0$, $g'(a) > 0$. The function $g(z)$ has another zero from the unique solution of $S_{\Omega}(z, a) = 0$. Further, $g(z)$ maps each component of the boundary of Ω one-to-one onto the unit circle. Thus the boundary values of $g(z)$ are given by

$$g(z_j(t)) = e^{i\theta_j(t)}, \quad (2.12)$$

where $\theta_j(t)$, $j = 0, 1$, are the boundary correspondence functions. It can be shown that [9]

$$\theta'(t) = 2 \operatorname{Im} \left(\frac{S'_{\Omega}(z(t), a) z'(t)}{S_{\Omega}(z(t), a)} \right) + \operatorname{Im} \left(\frac{z''(t)}{z'(t)} \right), \quad z(t) \in \Gamma, \quad a_0 \in \Omega, \quad (2.13)$$

where $S_{\Omega}(z(t), a_0)$ and $S'_{\Omega}(z(t), a_0) z'(t)$ are computed by solving the integral equations (2.5) and (2.10) respectively.

For all $z \in \Gamma$, the function $\theta'(t)$ and the zero z^* for the Szegö kernel for Ω are related by the nonlinear algebraic equation (by treating z^* as unknown) [19]

$$i\theta'(t) + \frac{1}{\pi} \operatorname{PV} \int_{\Gamma} \frac{z'(t)}{z(t) - z(s)} \theta'(s) ds = 2z'(t) \left[\frac{1}{z(t) - a} + \frac{1}{z(t) - z^*} \right], \quad (2.14)$$

where $\theta'(t)$ can be computed using (2.13). Murid et al. [11] calculated z^* as follows

$$z^* = z(t) - \frac{1}{G(t)}, \quad (2.15)$$

where

$$G(t) = \frac{q(t)}{2z'(t)} - \frac{1}{z(t) - a}$$

and

$$q(t) = i\theta'(t) + \frac{1}{\pi} \text{PV} \int_J \frac{z'(t)}{z(t) - z(s)} \theta'(s) ds. \quad (2.16)$$

Again $\theta'(t)$ can be computed using (2.13). By taking imaginary part on both sides of (2.14), it reduces to the equation derived in [10], i.e.,

$$\theta'(t) + \int_J N(t, s) \theta'(s) ds = 2 \text{Im} \left[\frac{z'(t)}{z(t) - a} + \frac{z'(t)}{z(t) - z^*} \right], \quad z \in \Gamma, \quad (2.17)$$

where

$$N(t, s) = \begin{cases} \frac{1}{\pi} \text{Im} \left[\frac{z'(t)}{z(t) - z(s)} \right], & t \neq s, \\ \frac{1}{2\pi} \text{Im} \left[\frac{z'(t)}{z'(t)} \right], & t = s, \end{cases} \quad (2.18)$$

is the Neumann kernel. The Newton iterative method and the trapezoidal rule has been used to solve z^* from the nonlinear algebraic equation (2.17) in [9].

Theoretically, the Szegő kernel $S_\Omega(z, a)$ for Ω can be found using a transformation formula under conformal mapping. If Ω is any doubly connected region with smooth boundary Γ and $f(z)$ is a conformal map of Ω onto D , then [6]

$$S_\Omega(z, a) = \sqrt{f'(z)} S_D(f(z), f(a)) \overline{\sqrt{f'(a)}}, \quad a \in \Omega, \quad z \in \Omega \cup \Gamma, \quad (2.19)$$

where S_D is represented by (2.2). Note that (2.2) contains the inner radius ρ which needs to be computed.

In the next section, we give another explicit formula for computing zero z^* of $S_\Omega(z, a)$ based on (2.19).

3. Computing the zero of $S_\Omega(z, a)$ via conformal mapping

Consider the doubly connected region Ω with boundary denoted by Γ as described in Section 2. Let $f(z)$ be a conformal map from Ω to the annulus $D = \{w : \rho < |w| < 1\}$, where the modulus (or the inner radius) ρ can be computed by a special method which will be explained later. Consequently f^{-1} is an inverse map of D onto Ω .

Theorem 1. *The Szegő kernel for Ω can be represented by the bilateral series as*

$$S_\Omega(z, a) = \frac{\sqrt{f'(z)} \overline{\sqrt{f'(a)}}}{2\pi} \sum_{n=-\infty}^{\infty} \frac{(f(z) \overline{f(a)})^n}{1 + \rho^{2n+1}}.$$

The zero of $S_\Omega(z, a)$ in Ω is

$$z^* = f^{-1}(-\rho \overline{f(a)}). \quad (3.1)$$

Proof. Applying (2.2) to the transformation formula (2.19), yields

$$\begin{aligned} S_{\Omega}(z, a) &= \sqrt{f'(z)} S_D(f(z), f(a)) \sqrt{f'(a)} \\ &= \frac{\sqrt{f'(z)} \sqrt{f'(a)}}{2\pi} \sum_{n=-\infty}^{\infty} \frac{(f(z) \overline{f(a)})^n}{1 + \rho^{2n+1}}. \end{aligned} \quad (3.2)$$

Using the fact that $S_D(z, a)$ has a zero at $z = -\rho/\bar{a}$ in D , the zero z^* of $S_{\Omega}(z, a)$ for Ω satisfies $f(z^*) \overline{f(a)} = -\rho$, or $f(z^*) = -\rho/\overline{f(a)}$ which implies $z^* = f^{-1}(-\rho/\overline{f(a)})$. \square

Formula (3.1) is an explicit formula for the zero of $S_{\Omega}(z, a)$ in terms of f and f^{-1} . Thus formula (3.1) is applicable provided the mapping functions f and f^{-1} are known. These functions are known only for very few special regions. For general region Ω we must resort to numerical conformal mapping.

The following theory from [16, 20] shows an integral equation method with the generalized Neumann kernel to compute the conformal map $w = f(z)$ from Ω onto the annulus D with normalization

$$f(\alpha) > 0,$$

where α is an auxiliary given point in Ω .

Denote by H the space of all functions of the form

$$\mu(s) = \begin{cases} \mu_0(s), & s \in J_0, \\ \mu_1(s), & s \in J_1, \end{cases} \quad (3.3)$$

where $\mu_0(s)$ and $\mu_1(s)$ are 2π -periodic Hölder continuously real functions on J_0 and J_1 , respectively. Define a complex function B on Γ as [16, 20]

$$B(s) = z(s) - \alpha = \begin{cases} B_0(s) = z_0(s) - \alpha, & s \in J_0, \\ B_1(s) = z_1(s) - \alpha, & s \in J_1. \end{cases} \quad (3.4)$$

For μ and γ in H , consider the following integral equation [16, 20]

$$(\mathbf{I} - \mathbf{N})\mu = -\mathbf{M}\gamma, \quad (3.5)$$

where the integral operators \mathbf{N} and \mathbf{M} are defined respectively by

$$\mathbf{N}\mu(s) = \int_J N(s, t)\mu(t)dt, \quad s \in J,$$

and

$$\mathbf{M}\mu(s) = \int_J M(s, t)\mu(t)dt, \quad s \in J,$$

with the kernels $N(s, t)$ and $M(s, t)$ defined respectively as

$$N(s, t) = \frac{1}{\pi} \operatorname{Im} \left(\frac{B(s)}{B(t)} \frac{z'(t)}{z(t) - z(s)} \right), \quad (s, t) \in J \times J \quad (3.6)$$

and

$$M(s, t) = \frac{1}{\pi} \operatorname{Re} \left(\frac{B(s)}{B(t)} \frac{z'(t)}{z(t) - z(s)} \right), \quad (s, t) \in J \times J. \quad (3.7)$$

The kernel $N(s, t)$ is known as the generalized Neumann kernel.

The integral equation (3.5) is uniquely solvable for any real Hölder continuous function $\gamma \in H$. Additionally, if μ is the unique solution of the boundary integral equation (3.5), then the real function h defined by

$$h = [\mathbf{M}\mu - (\mathbf{I} - \mathbf{N}\gamma)] / 2, \quad (3.8)$$

is a piecewise constant function on the boundary Γ , where h_j are real constants $j = 0, 1$ and $h(t) = h_j$ for $z(t) \in \Gamma_j$. Moreover,

$$F(z(t)) = \frac{\gamma(t) + h(t) + i\mu(t)}{B(t)}, \quad z(t) \in \Gamma, \quad (3.9)$$

are the boundary values of an analytic function F in the doubly connected region Ω . For $z \in \Omega$ the function $F(z)$ is calculated by the Cauchy integral formula

$$F(z) = \frac{1}{2\pi i} \int_{\Gamma} \frac{F(\xi)}{\xi - z} d\xi. \quad (3.10)$$

For more details on the generalized Neumann kernel, see [21].

Theorem 2. [20] *Let the function B be defined by (3.4), and the function γ be defined by*

$$\gamma(t) = -\log \left| \frac{z(t) - z_0}{\alpha - z_0} \right|, \quad t \in J. \quad (3.11)$$

If μ is the unique solution of the boundary integral equation (3.5), and the piecewise constant function h is given by (3.8), then the function F with the boundary values (3.9) is analytic in the region Ω , and the conformal mapping f is given by

$$f(z) = e^{-h_0} \left(\frac{z - z_0}{\alpha - z_0} \right)^{e^{(z-\alpha)F(z)}}, \quad z \in \Omega \cup \Gamma, \quad (3.12)$$

and the modulus ρ is given by

$$\rho = e^{(h_1 - h_0)}. \quad (3.13)$$

The inverse mapping function f^{-1} is analytic and one-to one in the annulus region. If the boundary C of D is parametrized by $\xi(t)$, $t \in J$, the value of $z = f^{-1}(w)$ at interior point $w \in D$ can be computed using the Cauchy integral formula [22]

$$z = f^{-1}(w) = \frac{1}{2\pi i} \int_C \frac{f^{-1}(\xi)}{\xi - w} d\xi = \frac{1}{2\pi i} \int_J \frac{f^{-1}(\xi(t))}{\xi(t) - w} \xi'(t) dt, \quad (3.14)$$

where $f^{-1}(\xi(t)) = z(t)$ and $\xi'(t) = f'(z(t))z'(t)$.

4. Numerical implementations

In this section, we first review some numerical implementations for computing z^* , the zero of $S_\Omega(z, a)$, using the formulas (2.11), (2.14), and (2.15). The n equidistant collocation t_i is defined by

$$t_i = \frac{2\pi(i-1)}{n}, \quad i = 1, 2, \dots, n.$$

The integral in (2.11) is discretized using the trapezoidal rule with n equidistant nodes in each interval J_j , $j = 0, 1$. Since all relevant functions are 2π -periodic, the trapezoidal rule is the most accurate method to numerically integrate the periodic functions [23, 24]. Let $z_{1,n}^*$ represents the zero z^* approximated using (2.11), i.e.,

$$z^* \approx z_{1,n}^* = \frac{2\pi}{n} \frac{1}{2\pi i} \left[\sum_{i=1}^n \frac{z_0(t_i) S'_{\Omega,n}(z_0(t_i), a) z'_0(t_i)}{S_{\Omega,n}(z_0(t_i), a)} + \sum_{i=1}^n \frac{z_1(t_i) S'_{\Omega,n}(z_1(t_i), a) z'_1(t_i)}{S_{\Omega,n}(z_1(t_i), a)} \right], \quad (4.1)$$

where the integral equation (2.5) is solved numerically to get the approximate values $S_{\Omega,n}(z(t_i), a)$ of $S_\Omega(z(t_i), a)$, while the approximate values $S'_{\Omega,n}(z(t_i), a)$ of $S'_\Omega(z(t_i), a)$ are computed using (2.10) (for more details see [11]).

The Newton iterative technique with trapezoidal rule can be used to solve for the zero z^* from the nonlinear algebraic equation (2.17), where $\theta'(t)$ is calculated using Eq (2.13). It is shown that the zero z^* has two unknowns because it is divided into real and imaginary parts (for more details, see [9]). Let $z_{2,n}^*$ represents the zero z^* approximated using (2.17).

To evaluate (2.15) for z^* at $t \in J_0$, the trapezoidal rule is used to discretize the integral (2.16). The approximation of the zero z^* using (2.15) is denoted by $z_{3,n}^*$, i.e.,

$$z^* \approx z_{3,n}^* = z_0(t_i) - \frac{1}{G_{0,n}(t_i)}, \quad (4.2)$$

where

$$G_{0,n}(t_i) = \frac{q_{0,n}(t_i)}{2z'_0(t_i)} - \frac{1}{z_0(t_i) - a},$$

where $q_{0,n}(t_i)$ is the approximation of $q_0(t_i)$ computed numerically using (2.16) (see [11] for details).

We next describe a numerical method for computing z^* via conformal mapping using (3.1) and Theorem 2. We use the following algorithm for the computation of z^* :

- (1) Solve the integral equation (3.5) with γ given by (3.11) for μ .
- (2) Calculate the boundary values $F(z(t))$ using (3.9).
- (3) Calculate $F(a)$, $a \in \Omega$, using (3.10).
- (4) Compute $f(a)$ in (3.1) using (3.12) and ρ using (3.13).
- (5) Calculate f^{-1} in (3.1) using (3.14) to compute z^* .

The MATLAB function `fbie` in [18] provides us an efficient method for solving the boundary integral equation (3.5). The function `fbie` is based on discretizing the boundary integral (3.5) using the Nyström method with the trapezoidal rule [20, 23]. This discretization leads to a non-symmetric linear system. Then, the MATLAB function `gmres` is used to solve the linear system. The matrix-vector multiplication in the GMRES method is computed using the MATLAB function `zfm2dpart` in

the toolbox FMMLIB2D [25]. The function `fbie` also provides us with approximations to the piecewise constant function h in (3.8). The computational cost for the overall method is $O(n \log n)$ operations where n (an even positive integer) is the number of nodes in each of the intervals J_0 and J_1 .

To use the MATLAB function `fbie`, the vectors z , z_p , B , and gam that contain the discretization of the functions $z(t)$, $z'(t)$, $B(t)$, and $\gamma(t)$, respectively, are stored in MATLAB. Then we call the function

$$[\text{mu}, \text{h}] = \text{fbie}(z, z_p, B, \text{gam}, n, \text{iprec}, \text{restart}, \text{gmrestol}, \text{maxit}).$$

Once the discretization of the two functions $\mu(t)$ and $h(t)$ are computed, we use

$$Fz = (\text{gam} + \text{h} + i \times \text{mu})/B$$

to find approximations F_n to the boundary values of the function F . Then approximations $F_n(z)$ to the values of the function $F(z)$ for any vector of points $z \in \Omega$ can be obtained using the Cauchy integral formula (3.10). Numerically we carry out this computation by applying the MATLAB function `fcaw` [18] by calling

$$\text{fz} = \text{fcaw}(z, z_p, Fz, z).$$

In this way, the approximate value of $f_n(a)$ for $f(a)$ in (3.1) is computed.

The approximate value of f_n^{-1} for f^{-1} in (3.1) is computed with the help of (3.14). For numerically computing the inverse mapping function $f^{-1}(w)$, we apply the MATLAB function `fcaw` [18] by calling

$$\text{wz} = \text{fcaw}(w, w_p, w_{\text{plus}}, w_w),$$

where

$$w_{\text{plus}} = z, w_p = [w_0p; w_1p], w_w = \text{mappingfunction}(a),$$

$$w_0p = \text{derfft}(\text{real}(w(1:n))) + i \text{derfft}(\text{imag}(w(1:n))),$$

and

$$w_1p = \text{derfft}(\text{real}(w(n+1:2n))) + i \text{derfft}(\text{imag}(w(n+1:2n))).$$

The approximation of zero z^* using (3.1) and Theorem 2 is represented by $z_{4,n}^*$.

The computations presented in this paper were performed on ASUS Laptop with Intel(R) Core(TM) i7-3537H CPU @ 2.00 GHz, 2.50 GHz, 6 Core(s), and 4 GB RAM. We have used Mathematica for computing $z_{1,n}^*$, $z_{2,n}^*$, $z_{3,n}^*$, and MATLAB R2022a for computing $z_{4,n}^*$.

5. Numerical examples

In this section, we show some examples of conformal mapping using the integral equation with the generalized Neumann kernel to calculate the zero z^* of the Szegő kernel for Ω based on (3.1). Numerical comparisons for z^* using (2.11), (2.14), and (2.15) are also given.

Example 1. Region bounded by circles.

Consider a region Ω bounded by the circles

$$\Gamma_0 : z_0(t) = e^{it},$$

$$\Gamma_1 : z_1(t) = 0.5 + 0.25e^{-it},$$

as shown in Figure 1. The exact mapping function that maps Ω onto $D = \{w : \rho < |w| < 1\}$ is [26, p. A-21]

$$w = f(z) = \frac{z - \lambda}{\lambda z - 1},$$

where

$$\lambda = \frac{c + d}{1 + cd + \sqrt{(1 - c^2)(1 - d^2)}},$$

and the exact inner radius is

$$\rho = \frac{d - c}{1 - cd + \sqrt{(1 - c^2)(1 - d^2)}}.$$

The inverse mapping function is

$$z = f^{-1}(w) = \frac{w - \lambda}{\lambda w - 1}.$$

Using (3.1) the exact zero of the Szegő kernel $S_\Omega(z, a)$, with $a \in \Omega$, is

$$z^* = f^{-1}(-\rho/\overline{f(a)}) = \frac{\rho(\bar{a} - 1) + \lambda(\bar{a} - \lambda)}{\rho\lambda(\lambda\bar{a} - 1) + (\bar{a} - \lambda)}.$$

For numerical implementation we have selected $c = 0.25$, $d = 0.75$, $a = -0.5 - 0.5i$, $z_0 = 0.5$, and $\alpha = -0.5$. The computed exact inner radius ρ and the exact zero z^* are

$$\rho = 0.344131154255050,$$

and

$$z^* = 0.767241379310345 - 0.043103448275862i.$$

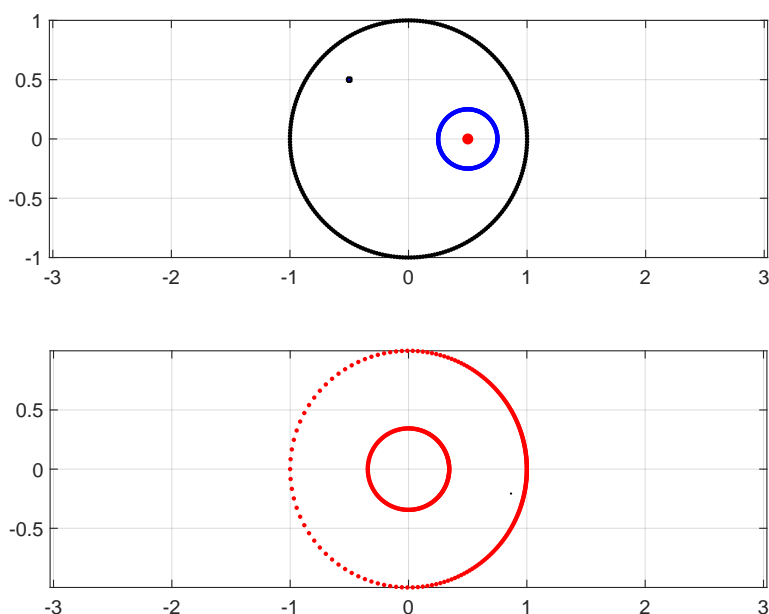


Figure 1. The region Ω (top) and its annulus map (bottom) for Example 1 with $n = 128$.

Table 1 shows that the absolute errors $|z^* - z_{1,n}^*|$, $|z^* - z_{2,n}^*|$, $|z^* - z_{3,n}^*|$, $|z^* - z_{4,n}^*|$, and $|\rho - \rho_n|$ are decreasing to zero with increasing number of nodes n . The computation of the zero z^* using (3.1) together with Theorem 2 produces better accuracy than that of the other methods using (2.11), (2.14), and (2.15).

Table 1. Absolute errors for Example 1.

n	$ z^* - z_{1,n}^* $	$ z^* - z_{2,n}^* $	$ z^* - z_{3,n}^* $	$ z^* - z_{4,n}^* $	$ \rho - \rho_n $
32	6.2373(-02)	6.9171(-02)	1.3283(-02)	9.0387(-06)	1.4279(-09)
64	4.7118(-03)	4.4510(-02)	1.8761(-03)	3.7816(-10)	1.1102(-16)
128	2.9136(-05)	1.0796(-05)	1.4338(-06)	3.4170(-16)	

Example 2. Region bounded by limacons.

Consider a region Ω bounded by limacons

$$\Gamma_0 : z_0(t) = a_0 \cos t + b_0 \cos 2t + i(a_0 \sin t + b_0 \sin 2t),$$

$$\Gamma_1 : z_1(t) = a_1 \cos t + b_1 \cos 2t + i(a_1 \sin t + b_1 \sin 2t),$$

with $a_0 = 10$, $a_1 = 5$, $b_0 = 2$, and $b_1 = 0.25b_0$, such that

$$b_1/b_0 = (a_1/a_0)^2,$$

as shown in Figure 2. The exact mapping function that maps Ω onto $D = \{w : \rho < |w| < 1\}$ and the exact radius are [14]

$$w = f(z) = \frac{-a_0 + (a_0^2 + 4b_0z)^{1/2}}{2b_0},$$

$$\rho = a_1/a_0.$$

The inverse mapping function is

$$z = f^{-1}(w) = b_0 w^2 + a_0 w.$$

Using (3.1), the exact zero of the Szegő kernel $S_{\Omega}(z, a)$, with $a \in \Omega$, is

$$z^* = f^{-1}(-\rho/\overline{f(a)}) = \frac{2\rho b_0(a_0^2 + 2\rho b_0^2 - a_0 \sqrt{a_0^2 + 4\bar{a}b_0})}{(a_0 - \sqrt{a_0^2 + 4\bar{a}b_0})^2}.$$

For our numerical work, we have chosen $a = 8 + 2i$, $\alpha = 10$, and $z_0 = 0$. The computed exact inner radius ρ and exact zero z^* are

$$\rho = 0.5,$$

and

$$z^* = -5.889310225331653 - 1.090525292189129i.$$

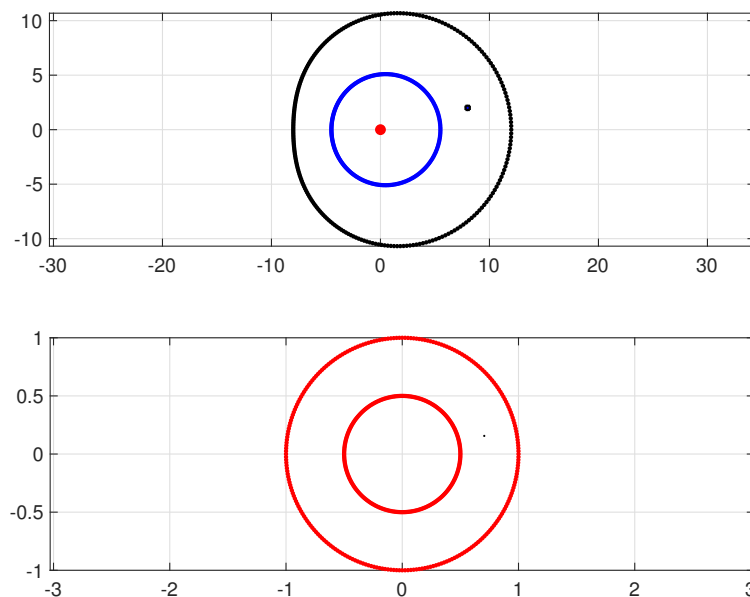


Figure 2. The region Ω (top) and its annulus map (bottom) for Example 2 with $n = 128$.

Table 2 shows that the absolute errors $|z^* - z_{1,n}^*|$, $|z^* - z_{2,n}^*|$, $|z^* - z_{3,n}^*|$, $|z^* - z_{4,n}^*|$, and $|\rho - \rho_n|$ are decreasing to zero with increasing number of nodes n . The computation of the zero z^* using (3.1) together with Theorem 2 produces better accuracy than that of the other methods using (2.11), (2.14), and (2.15).

Table 2. Absolute errors for Example 2.

n	$ z^* - z_{1,n}^* $	$ z^* - z_{2,n}^* $	$ z^* - z_{3,n}^* $	$ z^* - z_{4,n}^* $	$ \rho - \rho_n $
64	5.5025(-08)	3.7778(-07)	3.0006(-03)	1.9725(-08)	1.4336(-05)
128	1.8957(-14)	2.4612(-12)	8.9337(-08)	1.4888(-14)	5.9298(-10)
256	9.7725(-15)	2.6062(-12)	4.9651(-14)	5.4208(-15)	5.5511(-17)

Example 3. Region bounded by ellipses.

Consider a region Ω bounded by the ellipses

$$\Gamma_0 : z_0(t) = a_0 \cos t + ib_0 \sin t,$$

$$\Gamma_1 : z_1(t) = a_1 \cos t + ib_1 \sin t,$$

with $a_0 = 7, a_1 = 1, b_0 = 5, b_1 = 5$, such that

$$a_0^2 - b_0^2 = a_1^2 - b_1^2,$$

as shown in Figure 3. The exact mapping function that maps Ω onto $D = \{w : \rho < |w| < 1\}$ and the exact radius are [14]

$$w = f(z) = \frac{z + (z^2 - (a_0^2 - b_0^2))^{1/2}}{a_0 + b_0}$$

$$\rho = \frac{a_1 + b_1}{a_0 + b_0}.$$

The inverse mapping function is

$$z = f^{-1}(w) = \frac{w^2(a_0 + b_0) + a_0 - b_0}{2w}.$$

Using (3.1), the exact zero of the Szegő kernel $S_{\Omega}(z, a)$ is

$$z^* = f^{-1}(-\rho/\overline{f(a)}) = \frac{[\bar{a} + (\bar{a}^2 - a_0^2 + b_0^2)^{1/2}]^2(-a_0 + b_0) - \rho^2(a_0 + b_0)^3}{2\rho(a_0 + b_0)[\bar{a} + (\bar{a}^2 - a_0^2 + b_0^2)^{1/2}]}.$$

For our numerical work, we have chosen $a = 5 - 2i$, $\alpha = 6$, and $z_0 = 0$. The computed exact inner radius ρ and the exact zero z^* are

$$\rho = 0.344131154255050,$$

and

$$z^* = -4.420534003935095 + 1.210160028109222i.$$

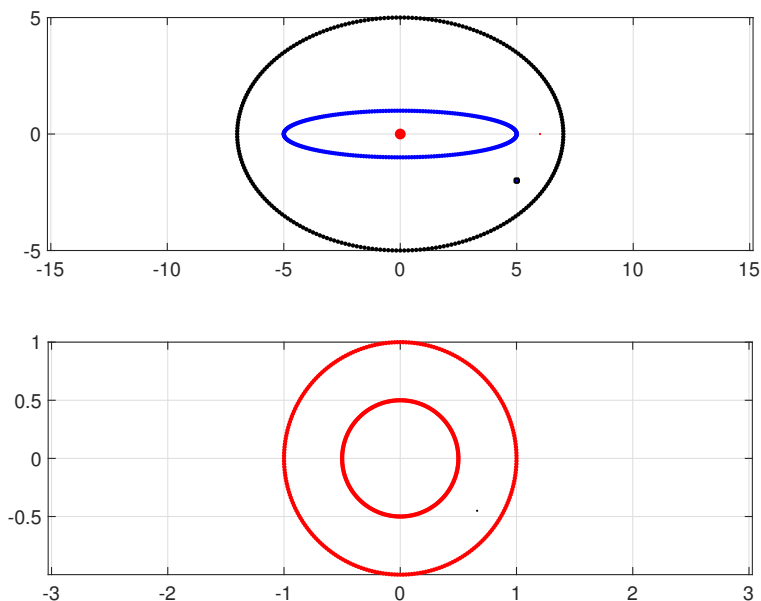


Figure 3. The region Ω (top) and its annulus map (bottom) for Example 3 with $n = 256$.

Table 3 shows that the absolute errors $|z^* - z_{1,n}^*|$, $|z^* - z_{2,n}^*|$, $|z^* - z_{3,n}^*|$, $|z^* - z_{4,n}^*|$, and $|\rho - \rho_n|$ are decreasing to zero with increasing number of nodes n . The computation of the zero z^* using (3.1) together with Theorem 2 produces better accuracy than that of the other methods using (2.11), (2.14), and (2.15).

Table 3. Absolute errors for Example 3.

n	$ z^* - z_{1,n}^* $	$ z^* - z_{2,n}^* $	$ z^* - z_{3,n}^* $	$ z^* - z_{4,n}^* $	$ \rho - \rho_n $
64	2.8344(-05)	1.1895(-04)	4.5738(-04)	1.5805(-06)	5.1137(-08)
128	1.8038(-11)	4.3040(-11)	2.3000(-07)	4.9647(-10)	5.9298(-10)
256	2.3093(-14)	5.8284(-15)	3.6680(-14)	4.8035(-15)	5.5511(-17)

Example 4. Region bounded by ovals of Cassini.

Consider a region Ω bounded by the ovals of Cassini

$$\Gamma_0 : z_0(t) = r_0(t)(\cos t + i \sin t),$$

$$\Gamma_1 : z_1(t) = r_1(t)(\cos t - i \sin t),$$

with

$$r_0(t) = b_0 \sqrt{(\cos 2t + \sqrt{(a_0/b_0)^4 - \sin^2 2t})},$$

$$r_1(t) = b_1 \sqrt{(\cos 2t + \sqrt{(a_1/b_1)^4 - \sin^2 2t})},$$

and $a_0 = 8.5488$ (up to 4 decimal places), $a_1 = 4$, $b_0 = 7$, $b_1 = 2$, such that

$$(a_0^4 - b_0^4)b_1^2 = (a_1^4 - b_1^4)b_0^2,$$

as shown in Figure 4. The exact mapping function that maps Ω onto $D = \{w : \rho < |w| < 1\}$ and the exact radius are [14]

$$w = f(z) = \frac{a_0 z}{(b_0 z^2 + a_0^4 - b_0^4)^{1/2}},$$

and

$$\rho = \frac{a_0 b_1}{a_1 b_0}.$$

The inverse mapping function is

$$z = f^{-1}(w) = \frac{-\sqrt{w^2 b_0^4 - w^2 a_0^4}}{\sqrt{w^2 b_0^2 - a_0^2}}.$$

Using (3.1), the exact zero of the Szegő kernel $S_\Omega(z, a)$ is

$$z^* = f^{-1}(-\rho/\overline{f(a)}) = \frac{-\sqrt{\rho^2(b_0^4 - a_0^4)(a_0^4 + \bar{a}^2 b_0^2 - b_0^4)}}{\sqrt{\rho^2 b_0^2(\bar{a}^2 b_0^2 - b_0^4) + a_0^2(\rho^2 b_0^2 a_0^2 - \bar{a}^2 a_0^2)}}.$$

For our numerical work, we have chosen $a = -8 - 2i$, $\alpha = -9$, and $z_0 = 0$. The computed exact radius ρ and the exact zero z^* are

$$\rho = 0.610629257081536,$$

and

$$z^* = 5.034600845346161 + 0.833658538455800i.$$

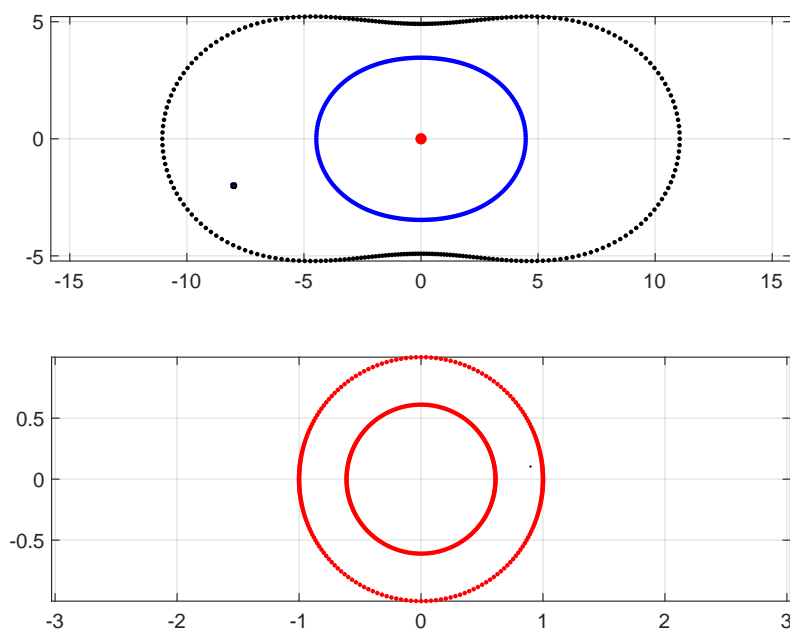


Figure 4. The region Ω (top) and its annulus map (bottom) for Example 4 with $n = 256$.

Table 4 shows that the absolute errors $|z^* - z_{1,n}^*|$, $|z^* - z_{2,n}^*|$, $|z^* - z_{3,n}^*|$, $|z^* - z_{4,n}^*|$, and $|\rho - \rho_n|$ are decreasing to zero with increasing number of nodes n . The computation of the zero z^* using (3.1) together with Theorem 2 produces better accuracy than that of the other methods using (2.11), (2.14), and (2.15).

Table 4. Absolute errors for Example 4.

n	$ z^* - z_{1,n}^* $	$ z^* - z_{2,n}^* $	$ z^* - z_{3,n}^* $	$ z^* - z_{4,n}^* $	$ \rho - \rho_n $
64	8.5045(-04)	4.4473(00)	2.7495(-03)	1.1486(-06)	7.4455(-08)
128	1.9189(-07)	2.3109(-07)	3.0427(-07)	1.6884(-13)	1.1213(-14)
256	2.1081(-12)	1.6586(-12)	1.3563(-11)	6.0576(-15)	1.1102(-16)

Example 5. Narrow region bounded by ovals of Cassini.

Consider a similar region as in Example 4 with $a_0 = 10.7703$ (up to 4 decimal places), $a_1 = 8$, $b_0 = 9$, $b_1 = 6$, such that

$$(a_0^4 - b_0^4)b_1^2 = (a_1^4 - b_1^4)b_0^2,$$

as shown in Figure 5. The region is much narrower than the region shown in Example 4.

For our numerical work, we have chosen $a = -12 - 2i$, $\alpha = -12.5$, and $z_0 = 0$. The computed exact radius ρ and the exact zero z^* are

$$\rho = 0.897527467855751,$$

and

$$z^* = 11.363858728989024 + 1.790685260129058i.$$

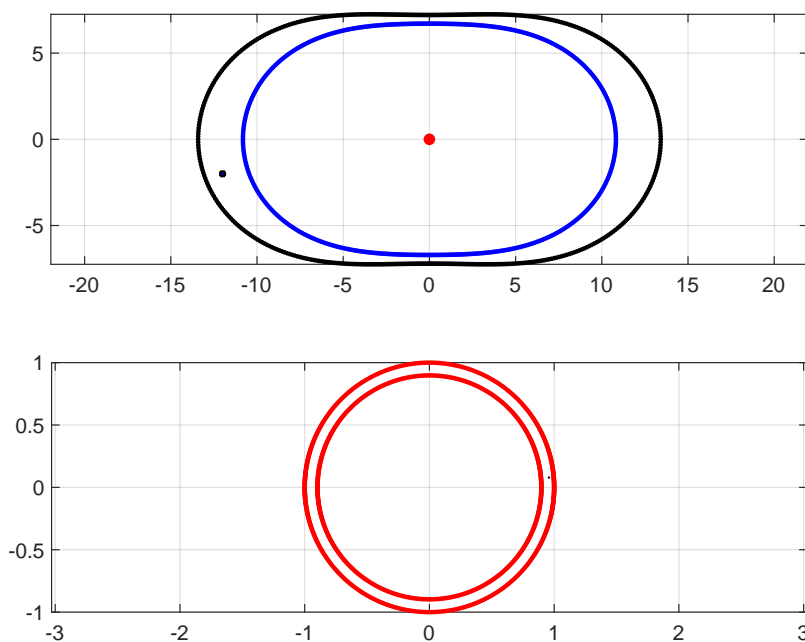


Figure 5. The region Ω (top) and its annulus map (bottom) for Example 5 with $n = 512$.

Table 5 shows that the absolute errors $|z^* - z_{1,n}^*|$, $|z^* - z_{2,n}^*|$, $|z^* - z_{3,n}^*|$ using (2.11), (2.14) and (2.15) respectively produce poor accuracies, while $|z^* - z_{4,n}^*|$ and $|\rho - \rho_n|$ are decreasing to zero with increasing number of nodes n . Table 5 shows the superiority of conformal mapping approach.

Table 5. Absolute errors for Example 5.

n	$ z^* - z_{1,n}^* $	$ z^* - z_{2,n}^* $	$ z^* - z_{3,n}^* $	$ z^* - z_{4,n}^* $	$ \rho - \rho_n $
64	4.4428(00)	2.8534(01)	1.9380(00)	1.4242(-01)	2.3787(-03)
128	2.9301(00)	3.5825(01)	3.2135(00)	1.1725(-03)	2.0576(-05)
256	3.7657(00)	9.3503(00)	3.0514(00)	9.3258(-08)	1.6414(-09)
512	1.2996(01)	6.0062(14)	4.0772(00)	1.6969(-14)	6.6613(-16)

Example 6. Consider a region Ω bounded by

$$\Gamma_0 : z_0(t) = \cos t + 0.45 \cos 2t + i(\sin t + 0.45 \sin 2t),$$

$$\Gamma_1 : z_1(t) = (0.3 + 0.1 \cos 3t)e^{-it},$$

with $0 \leq t \leq 2\pi$, $a_0 = 0.5 - 0.5i$, and $\alpha = -0.50 - 0.5i$. The region is shown in Figure 6. The exact zero z^* , the exact mapping function $f(z)$, and the inner radius ρ for this region are unknown.

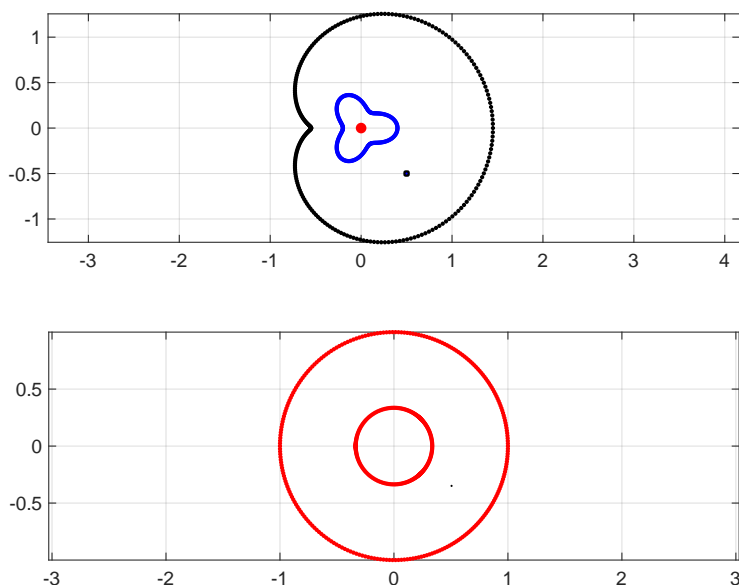


Figure 6. The region Ω (top) and its annulus map (bottom) for Example 6 with $n = 256$.

Since $S_{\Omega}(z^*, a)$ has zero as theoretical value, the accuracy is determined by calculating $|S_{\Omega}(z_{1,n}^*, a)|$, $|S_{\Omega}(z_{2,n}^*, a)|$, $|S_{\Omega}(z_{3,n}^*, a)|$, and $|S_{\Omega}(z_{4,n}^*, a)|$ using (2.9) along with trapezoidal rule. Table 6 shows the numerical results and the conformal mapping approach yields high accuracy.

Table 6. Absolute errors for Example 6.

n	$ S_{\Omega}(z_{1,n}^*, a) $	$ S_{\Omega}(z_{2,n}^*, a) $	$ S_{\Omega}(z_{3,n}^*, a) $	$ S_{\Omega}(z_{4,n}^*, a) $
64	2.28182(-05)	2.93287(-07)	1.18440(-07)	6.29401(-08)
128	2.69091(-08)	2.19028(-11)	1.04818(-11)	2.54814(-11)
256	3.74744(-14)	1.39858(-15)	8.47000(-16)	1.95062(-16)

Example 7. We consider an annulus Ω bounded by

$$\Gamma_0 : z_0(t) = c + 0.5 \cos t - i \sin t,$$

$$\Gamma_1 : z_1(t) = \rho e^{-it},$$

with $0 \leq t \leq 2\pi$, $c = -0.1 - 0.1i$, $\rho = 0.3$, $a_0 = -0.4 + 0.5i$, and $\alpha = -0.3 - 0.5i$. The test region is shown in Figure 7. The exact zero z^* , the exact mapping function $f(z)$, and the inner radius ρ for this region are unknown.

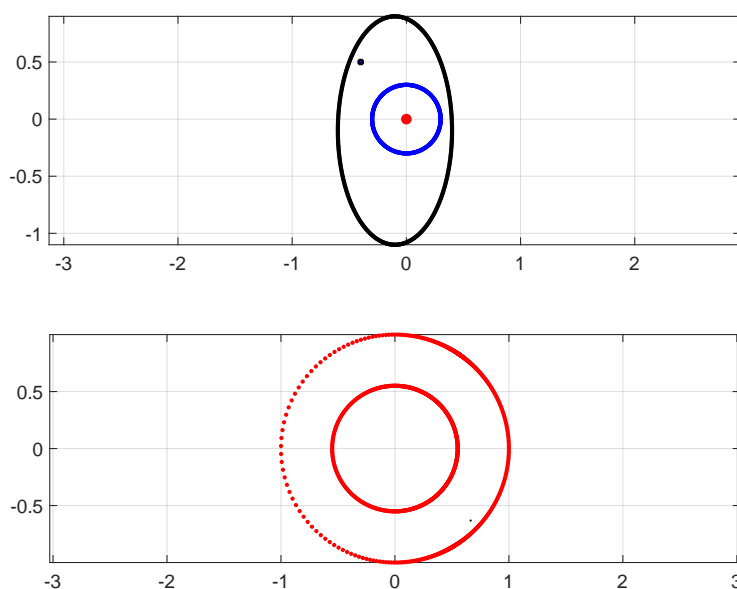


Figure 7. The region Ω (top) and its annulus map (bottom) for Example 7 with $n = 512$.

Since $S_{\Omega}(z^*, a)$ has zero as theoretical value, the accuracy is determined by calculating $|S_{\Omega}(z_{1,n}^*, a)|$, $|S_{\Omega}(z_{2,n}^*, a)|$, $|S_{\Omega}(z_{3,n}^*, a)|$, and $|S_{\Omega}(z_{4,n}^*, a)|$ using (2.9) based on trapezoidal rule with modification [27]. Table 7 shows the numerical results and superiority of conformal mapping approach.

Table 7. Absolute errors for Example 7.

n	$ S_{\Omega}(z_{1,n}^*, a) $	$ S_{\Omega}(z_{2,n}^*, a) $	$ S_{\Omega}(z_{3,n}^*, a) $	$ S_{\Omega}(z_{4,n}^*, a) $
64	7.5944(-06)	1.60932(-05)	3.61678(-06)	5.34997(-08)
128	1.27105(-08)	8.78021(-07)	4.07031(-09)	1.79584(-14)
256	3.56166(-14)	3.18398(-13)	1.20319(-14)	3.10317(-17)

The computations above show that the approximations $z_{1,n}^*$ in (4.1) involves trapezoidal rule and approximations $S_{\Omega,n}(z_0(t_i), a)$, $S_{\Omega,n}(z_1(t_i), a)$, $S'_{\Omega,n}(z_0(t_i), a)$, and $S'_{\Omega,n}(z_1(t_i), a)$. The approximation $z_{2,n}^*$ involves trapezoidal rule, Newton iterative method and approximations $\theta'_n(t_i)$ based on approximations $S_{\Omega,n}(z(t), a)$ and $S'_{\Omega,n}(z(t), a)$. The approximation $z_{3,n}^*$ involved approximations $q_{0,n}(t_i)$ based on trapezoidal rule and approximation $\theta'_n(t_i)$ which is further based on approximations $S_{\Omega,n}$ and $S'_{\Omega,n}$. However, the approximation $z_{4,n}^*$ does not rely on approximations $S_{\Omega,n}$, $S'_{\Omega,n}$, and θ'_n as in previous three methods. This explains why the conformal mapping approach yields better accuracy, even for a narrow region.

6. Conclusions

Based on conformal mapping, we derived an analytical formula for the zero of the Szegő kernel for a doubly connected region with smooth boundaries. Special cases are the explicit formulas for the zeros of the Szegő kernel for doubly connected regions bounded by circles, limacons, ellipses, and ovals of Cassini. Some MATLAB functions have been used for fast and efficient numerical conformal mapping via the integral equation with the generalized Neumann kernel. The performance and accuracy of the presented conformal mapping method for computing the zeros of the Szegő kernel are compared to analytic solutions or to previous results whenever analytic solutions or previous results are available. Comparisons with previous results show that the conformal mapping approach always yields better accuracy, even for a narrow region. Furthermore, the conformal mapping approach requires only the first and second derivatives of the parametrization of the boundary, while previous methods require up to the third derivative.

The conformal mapping approach presented in this paper can also be extended to doubly connected region with piecewise smooth boundaries with corners. The integral equation (3.5) is valid only at off-corner points [22, 28]. By means of singularity subtraction [29], (3.5) can be written in an alternative form for which the trapezoidal rule with a graded mesh [30] can be applied wherein the derivative of the new integrand vanishes at the corner points. See [18, 22, 28–30] for more details.

Another competitive approach for numerical conformal mapping of doubly connected region with corners is the conjugate function method with the hp-FEM algorithm [31, 32]. In [21, Example 3.4, p.8], for a square in square region it is found that the computations of the conformal capacity of a condenser, using the integral equation with the generalized Neumann kernel with the trapezoidal rule and graded mesh are not as accurate as the results obtained by the hp-FEM algorithm in [32]. Thus, we think computing the zero of the Szegő kernel for a doubly connected region with piecewise smooth boundaries with corners constitutes a good problem for future research.

Acknowledgments

This work was supported by the Ministry of Higher Education Malaysia under Fundamental Research Grant Scheme (FRGS/1/2019/STG06/UTM/02/20). This support is gratefully acknowledged. The first author would also like to acknowledge the Tertiary Education TrustFund (TETFund) Nigeria for overseas scholarship award. The authors thank the referees for their valuable comments and suggestions which improved the presentation of this paper.

Conflict of interest

The authors declare that they have no competing interests.

References

1. N. Kerzman, E. M. Stein, The Cauchy kernel, the Szegő kernel, and the Riemann mapping function, *Math. Ann.*, **236** (1978), 85–93. <https://doi.org/10.1007/BF01420257>
2. N. Kerzman, M. R. Trummer, Numerical conformal mapping via the Szegő kernel, *J. Comput. Appl. Math.*, **14** (1986), 111–123. [https://doi.org/10.1016/0377-0427\(86\)90133-0](https://doi.org/10.1016/0377-0427(86)90133-0)
3. T. J. Tegtmeier, A. D. Thomas, The Ahlfors map and Szegő kernel for an annulus, *Rocky Mt. J. Math.*, **29** (1999), 709–723.
4. N. H. A. A. Wahid, A. H. M. Murid, M. I. Muminov, Convergence of the series for the Szegő kernel for an annulus region, *AIP Conf. Proc.*, **1974** (2018), 1–8. <http://doi.org/10.1063/1.5041669>
5. N. S. Gafai, A. H. M. Murid, N. H. A. A. Wahid, Infinite product representation for the Szegő kernel for an annulus, *J. Funct. Spaces*, **2022** (2022), 1–9. <http://doi.org/10.1155/2022/3763450>
6. S. R. Bell, *The Cauchy transform, potential theory, and conformal mapping*, Boca Raton: CRC Press, 1992.
7. S. R. Bell, Numerical computation of the Ahlfors map of a multiply connected planar domain, *J. Math. Anal. Appl.*, **120** (1986), 211–217. [https://doi.org/10.1016/0022-247X\(86\)90211-8](https://doi.org/10.1016/0022-247X(86)90211-8)
8. T. J. Tegtmeier, *The Ahlfors map and Szegő kernel in multiply connected domains*, PhD thesis, Purdue University, 1998.
9. K. Nazar, A. W. K. Sangawi, A. H. M. Murid, Y. S. Hoe, The computation of zeros of Ahlfors map for doubly connected regions, *AIP Conf. Proc.*, **1750** (2016), 020007. <https://doi.org/10.1063/1.4954520>
10. K. Nazar, A. H. M. Murid, A. W. K. Sangawi, Integral equation for the Ahlfors map on multiply connected regions, *J. Teknol.*, **73** (2015), 1–9.
11. A. H. M. Murid, N. H. A. A. Wahid, M. I. Muminov, Methods and comparisons for computing the zeros of the Ahlfors map for doubly connected regions, *AIP Conf. Proc.*, **2423** (2021), 020026. <https://doi.org/10.1063/5.0075348>
12. P. Henrici, *Applied and computational complex analysis*, Vol. 3, New York: John Wiley, 1986.
13. P. K. Kythe, *Computational conformal mapping*, Boston: Birkhauser, 1998.

14. G. T. Symm, Conformal mapping of doubly-connected domains, *Numer. Math.*, **13** (1969), 448–457. <https://doi.org/10.1007/BF02163272>
15. M. M. S. Nasser, A boundary integral equation for conformal mapping of bounded multiply connected regions, *Comput. Methods Funct. Theory*, **9** (2009), 127–143. <https://doi.org/10.1007/BF03321718>
16. M. M. S. Nasser, Numerical conformal mapping via a boundary integral equation with the generalized Neumann kernel, *SIAM J. Sci. Comput.*, **31** (2009), 1695–1715. <https://doi.org/10.1137/070711438>
17. M. M. S. Nasser, F. A. A. Al-Shihri, A fast boundary integral equation method for conformal mapping of multiply connected regions, *SIAM J. Sci. Comput.*, **35** (2013), A1736–A1760. <https://doi.org/10.1137/120901933>
18. M. M. S. Nasser, Fast solution of boundary integral equations with the generalized Neumann kernel, *Electroin. Trans. Numer. Anal.*, **44** (2015), 189–229.
19. N. H. A. A. Wahid, A. H. M. Murid, M. I. Muminov, Analytical solution for finding the second zero of the Ahlfors map for an annulus region, *J. Math.*, **2019** (2019), 1–11. <https://doi.org/10.1155/2019/6961476>
20. M. M. S. Nasser, M. Vuorinen, Computation of conformal invariants, *Appl. Math. Comput.*, **389** (2021), 125617. <https://doi.org/10.1016/j.amc.2020.125617>
21. R. Wegmann, M. M. S. Nasser, The Riemann-Hilbert problem and the generalized Neumann kernel on multiply connected regions, *J. Comput. Appl. Math.*, **214** (2008), 36–57. <https://doi.org/10.1016/j.cam.2007.01.021>
22. M. M. S. Nasser, Fast computation of the circular map, *Comput. Methods Funct. Theory*, **15** (2014) 189–223. <https://doi.org/10.1007/s40315-014-0098-3>
23. K. E. Atkinson, *The Numerical solution of integral equations of the second kind*, Cambridge: Cambridge University Press, 1997.
24. L. N. Trefethen, J. A. C. Weideman, The exponentially convergent trapezoidal rule, *SIAM Rev.*, **56** (2014), 385–458. <https://doi.org/10.1137/130932132>
25. L. Greengard, Z. Gimbutas, *FMMLIB2D: A MATLAB toolbox for fast multipole method in two dimensions*, Version 1.2. Edition, 2012. Available from: <http://www.cims.nyu.edu/cmcl/fmm2dlib/fmm2dlib.html>.
26. E. B. Saff, A. D. Snider, *Fundamentals of complex analysis with applications to engineering and science*, 3 Eds., Pearson, 2014.
27. J. Helsing, R. Ojala, On the evaluation of layer potentials close to their sources, *J. Comput. Phys.*, **227** (2008), 2899–2921. <https://doi.org/10.1016/j.jcp.2007.11.024>
28. M. M. S. Nasser, A. H. M. Murid, Z. Zamzimir, A boundary integral method for the Riemann-Hilbert problem in domains with corners, *Complex Var. Elliptic Equ.*, **53** (2008), 989–1008. <https://doi.org/10.1080/17476930802335080>
29. A. Rathsfeld, Iterative solution of linear systems arising from the Nyström method for doubly-layer potential equation over curves with corners, *Math. Methods Appl. Sci.*, **16** (1993), 443–455. <https://doi.org/10.1002/mma.1670160604>

-
30. R. Kress, A Nyström method for boundary integral equations in domains with corners, *Numer. Math.*, **58** (1990), 145–161. <https://doi.org/10.1007/BF01385616>
31. H. Hakula, T. Quash, A. Rasila, Conjugate function method for numerical conformal mapping, *J. Comput. Appl. Math.*, **237** (2013), 340–353. <https://doi.org/10.1016/j.cam.2012.06.003>
32. H. Hakula, A. Rasila, M. Vuorinen, On moduli of rings and quadrilateral algorithms and experiment, *SIAM J. Sci. Comput.*, **33** (2011), 279–302. <https://doi.org/10.1137/090763603>



AIMS Press

© 2023 the Author(s), licensee AIMS Press. This is an open access article distributed under the terms of the Creative Commons Attribution License (<http://creativecommons.org/licenses/by/4.0>)