



Research article

Stability analysis of general delayed HTLV-I dynamics model with mitosis and CTL immunity

A. M. Elaiw^{1,2,*}, A. S. Shflot^{1,3} and A. D. Hobiny¹

¹ Department of Mathematics, Faculty of Science, King Abdulaziz University, P. O. Box 80203, Jeddah 21589, Saudi Arabia

² Department of Mathematics, Faculty of Science, Al-Azhar University, Assiut Branch, Assiut, Egypt

³ Department of Mathematics, Faculty of Science, King Khalid University, P. O. Box 960, Abha 61421, Saudi Arabia

* **Correspondence:** Email: a_m_elaiw@yahoo.com.

Abstract: This paper formulates and analyzes a general delayed mathematical model which describe the within-host dynamics of Human T-cell lymphotropic virus class I (HTLV-I) under the effect Cytotoxic T Lymphocyte (CTL) immunity. The models consist of four components: uninfected CD4⁺T cells, latently infected cells, actively infected cells and CTLs. The mitotic division of actively infected cells are modeled. We consider general nonlinear functions for the generation, proliferation and clearance rates for all types of cells. The incidence rate of infection is also modeled by a general nonlinear function. These general functions are assumed to be satisfy some suitable conditions. To account for series of events in the infection process and activation of latently infected cells, we introduce two intracellular distributed-time delays into the models: (i) delay in the formation of latently infected cells, (ii) delay in the activation of latently infected cells. We determine a bounded domain for the system's solutions. We calculate two threshold numbers, the basic reproductive number R_0 and the CTL immunity stimulation number R_1 . We determine the conditions for the existence and global stability of the equilibrium points. We study the global stability of all equilibrium points using Lyapunov method. We prove the following: (a) if $R_0 \leq 1$, then the infection-free equilibrium point is globally asymptotically stable (GAS), (b) if $R_1 \leq 1 < R_0$, then the infected equilibrium point without CTL immunity is GAS, (c) if $R_1 > 1$, then the infected equilibrium point with CTL immunity is GAS. We present numerical simulations for the system by choosing special shapes of the general functions. The effects of proliferation of CTLs and time delay on the HTLV-I progression is investigated. We noted that the CTL immunity does not play the role in clearing the HTLV-I from the body, but it has an important role in controlling and suppressing the viral infection. On the other hand, we observed that, increasing the time delay intervals can have similar influences as drug therapies in removing viruses from the body. This gives some impression to

develop two types of treatments, the first type aims to extend the intracellular delay periods, while the second type aims to activate and stimulate the CTL immune response.

Keywords: HTLV-I infection; global stability; mitotic transmission; CTL immunity; time delays; Lyapunov functional

1. Introduction

Human T-cell lymphotropic virus class I (HTLV-I) is one of the most dangerous viruses that infect the human body and causes inflammatory and malignant diseases. It was estimated that about 10 to 25 million humans infected with HTLV-I worldwide [1]. HTLV-I can be transferred via bodily fluids including blood and semen. Further, HTLV-I can be transferred from mother to child via breast-feeding [2]. The high transmission of HTLV-I was reported in Caribbean Islands, Central Africa, Northeast South America and Southwestern Japan [3]. HTLV-I can progress to serious diseases, adult T-cell leukemia (ATL) and HTLV-I-associated myelopathy/tropical spastic paraparesis (HAM/TSP) [4]. HTLV-I is a single-stranded RNA virus which infects the most important component of the immune system, CD4⁺T cells [5]. There are two modes of within-host transmission, vertical or mitotic transmission of actively HTLV-I infected cells and horizontal by infectious transmission through direct cell-to-cell touch [6].

Mathematical modeling of HTLV-I was established since 1990 to understand the pathogenesis of the HTLV-I infection inside the host cell that has a critical ramifications for the movement of remedial measures and for the acknowledgment of hazard elements of the advancement of HAM/TSP. A lot of mathematical models were planned by numerous scientists to epitomize the intuitive dynamics within-host among HTLV-I infection to depict the pathogenesis of HTLV-I related infection [7–12].

Stilianakis and Seydel [7] constructed a four-dimensional system of ODEs which describes the within-host HTLV-I dynamics as:

$$\dot{U}(t) = \nu - \bar{\nu}U(t) - \beta U(t)A(t), \quad (1.1)$$

$$\dot{L}(t) = \beta U(t)A(t) - (\pi + \mu)L(t), \quad (1.2)$$

$$\dot{A}(t) = \pi L(t) - (\delta^* + \varkappa)A(t), \quad (1.3)$$

$$\dot{Q}(t) = \varkappa A(t) + \lambda Q(t) \left(1 - \frac{Q(t)}{Q_{\max}}\right) - \ell Q(t), \quad (1.4)$$

where U , L , A and Q (cells mm⁻³) are the concentrations of healthy or uninfected CD4⁺T cells, latently CD4⁺T infected cells, actively CD4⁺T infected cells and leukemia cells (ATL cells), respectively. The variable t denotes to the time (days). Uninfected cells are created at a constant rate ν . The bilinear incidence term βUA accounts for the rate of infectious via horizontal transmission appears by cell-to-cell touch between uninfected and actively infected cells. πL is the activation rate of latently infected cells, and $\varkappa A$ is the conversion rate of actively infected cells to ATL cells. Q_{\max} is the maximal growth of ATL cells and λ is the maximum proliferation rate of ATL cells. The death rates of the uninfected cells, latently infected cells, actively infected cells and ATL cells are indicated by $\bar{\nu}U$, μL , δ^*A and ℓQ , respectively.

As mentioned before HTLV-I has two modes of transmission, horizontal and vertical. Actively infected cells propagate faster than uninfected and latently infected cells. This causes an increasing in the proviral load. As a consequence, mitotic transmission plays an instrumental role in the persistence of HTLV-I infection [3]. Li and Lim [10] developed an HTLV-I infection model by considering both horizontal and vertical transmissions as:

$$\dot{U}(t) = \nu - \bar{\nu}U(t) - \beta U(t)A(t), \quad (1.5)$$

$$\dot{L}(t) = \epsilon\beta U(t)A(t) + \omega\epsilon^*A(t)\left(1 - \frac{U(t) + L(t)}{U_{\max}}\right) - (\pi + \mu)L(t), \quad (1.6)$$

$$\dot{A}(t) = \pi L(t) - \delta^*A(t), \quad (1.7)$$

where $\epsilon \in (0, 1)$ is the probability of new HTLV-I infections via horizontal route become latently infected. The vertical transmission is represented in proliferating the actively infected cells at rate $\epsilon^*A\left(1 - \frac{U+L}{U_{\max}}\right)$, where U_{\max} is the CD4⁺T cells carrying capacity. The actively infected cells become latent at rate $\omega\epsilon^*A\left(1 - \frac{U+L}{U_{\max}}\right)$, where $\omega \in (0, 1)$. It was shown in [13] that $U + L < U_{\max}$. Therefore, in [14], the logistic term $\epsilon^*A\left(1 - \frac{U+L}{U_{\max}}\right)$ was replaced by an exponential growth term ϵ^*A .

Cytotoxic T lymphocyte (CTL) is identified as the tremendous element of human immunity in killing viral infections. It represses viral reproduction and kills the cells which can be tainted by infections. It was mentioned in [13, 15] that the CTLs assume a strong part in controlling the HTLV-I related diseases. CTLs can realize and kill the actively infected CD4⁺T cells, further, they able to lessen the proviral load. The effect of CTL immunity was included in several models for HTLV-I infection (e.g., [4,16–25]).

To incorporate both CTL immunity and mitosis into the HTLV-I dynamics model, Lim and Maini [14] proposed the following system:

$$\dot{U}(t) = \nu - \bar{\nu}U(t) - \beta U(t)A(t), \quad (1.8)$$

$$\dot{L}(t) = \beta U(t)A(t) + \epsilon^*A(t) - (\pi + \mu)L(t), \quad (1.9)$$

$$\dot{A}(t) = \pi L(t) - \delta^*A(t) - \alpha A(t)C(t), \quad (1.10)$$

$$\dot{C}(t) = \rho A(t) - \gamma C(t), \quad (1.11)$$

where C denotes the concentration of CTLs. The removal rate of actively infected by CTLs is represented by αAC , where α represents the CTL-mediated lysis constant [5]. The term ρA indicates the proliferation rate of CTLs. The death rate of the CTLs is denoted by γC . The authors studied the global stability of equilibrium points by utilizing Lyapunov approach. Models (1.8)–(1.11) was developed and modified in [26–28]. Recently, Khajanchi et al. [1] modified models (1.8)–(1.11) by replacing Eq (1.11) by

$$\dot{C}(t) = \rho A(t)C(t) - \gamma C(t).$$

The authors investigated the global stability for chronic infection equilibrium point via two approaches Lyapunov and geometric.

In the above models, it was assumed that the uninfected CD4⁺T cells become latently infected instantaneously. Moreover, the transition from latently infected to actively infected is also instantaneously. However, there exist delays in the infection process and activation of latently infected cells. Therefore, ignoring these time delays is biologically unrealistic. In addition, these time

intracellular delays have an important effect on the stability of system [29, 30]. HTLV-I infection models have been incorporated with intracellular delay [23,24,31–33] or immune response delay [16, 20, 21, 34, 35]. Both intracellular and immune response delays were considered in [25, 29, 36]. Katri and Ruan [31] modified models (1.1)–(1.4) by including a discrete-time intracellular delay τ_1 which describes the time between the initial infection of uninfected CD4⁺T cells to become latently CD4⁺T infected cells. Equation (1.2) was replaced by

$$\dot{L}(t) = \beta U(t - \tau_1)A(t - \tau_1) - (\pi + \mu) L(t).$$

The delayed HTLV-I infection models presented in the literature included either discrete-time delay [16,20,21,24,25,32–36], or distributed-time delay [23]. All these models neglected the latently infected cells.

In the literature of HTLV-I infection models, the intrinsic growth rate of uninfected cells was given by two main forms, linear form $\Phi(U) = \nu - \bar{\nu}U$ [7,11,23–25], and logistic function $\Phi(U) = \nu - \bar{\nu}U + \varsigma U \left(1 - \frac{U}{U_{\max}}\right)$ [16], where $\varsigma > 0$ is the maximum propagation rate of uninfected cells and $U_{\max} > 0$ is maximal population level of uninfected cells.

The incidence rate that models the touch between the uninfected cells and actively infected cells presented in models (1.1)–(1.4), (1.5)–(1.7) and (1.8)–(1.11) was given by bilinear incidence βUA . This bilinear form may not be completely characterize the incidence between uninfected cells and actively infected cells [37]. Several HTLV-I infection models were introduced in the literature by considering different incidence rate forms such as: (i) saturated incidence $\frac{\beta UA}{1+\nu A}$ [11], $\frac{\beta UA}{1+\eta U}$ [27], (ii) standard incidence $\frac{\beta UA}{U+A}$ [38], (iii) Beddington-DeAngelis incidence $\frac{\beta UA}{1+\eta U+\nu A}$ [29], (iv) Crowley Martin incidence $\frac{\beta UA}{(1+\eta U)(1+\nu A)}$ [23], and (v) nonlinear incidence in the form $\beta U^q A^p$ [28]; $\beta U \Lambda(A)$ [24] and [39]; $\Lambda(U, A)A$ [26], where β, ν, η, p and q are positive constants and Λ is a general function satisfies some conditions.

In models (1.1)–(1.4), (1.5)–(1.7) and (1.8)–(1.11) and most of the HTLV-I models introduced in the literature, the death rate of the cells is given by linear function of their concentration. However, the death rate of the cells is generally not known.

Our aim of the present paper is to formulate and analyze a general delayed HTLV-I mathematical model under the following generalizations:

G1: We assume that the intrinsic growth rate of the uninfected CD4⁺T cells is given by a general function $\Phi(U)$.

G2: We consider a general incidence rate in the form $\Lambda(U, A)$.

G3: We assume that the death rates of the latently infected cells, actively infected cells and CTLs are given by general nonlinear functions $\mu\Psi_1(L)$, $\delta^*\Psi_2(A)$ and $\gamma\Psi_3(C)$, respectively.

G4: We assume that the transition rate from latently infected phase to actively infected phase is given by a general nonlinear function in the form $\pi\Psi_1(L)$.

G5: We assume that actively infected cells proliferate at rate $\varepsilon^*\Psi_2(A)$, with $(1 - \omega)\varepsilon^*\Psi_2(A)$, $\omega \in (0, 1)$ staying in the actively infected cells compartment, while $\omega\varepsilon^*\Psi_2(A)$ being latent and therefore escaping from the CTL immunity.

G6: We assume that the replenishment rate of CTLs and the elimination of actively infected cells by CTLs are given by $\rho\Psi_2(A)\Psi_3(C)$ and $\alpha\Psi_2(A)\Psi_3(C)$, respectively.

G7: We include distributed intracellular delay which describes the cell mutates from uninfected to latent.

G8: We include distributed delay in the activation of latently infected.

2. HTLV-I dynamics model with delay-distributed

With the above generalizations G1–G8 we propose the following HTLV-I dynamics model with two types of distributed-time delays:

$$\dot{U}(t) = \Phi(U(t)) - \Lambda(U(t), A(t)), \quad (2.1)$$

$$\dot{L}(t) = \int_0^{\kappa_1} f_1(\varpi) e^{-\xi_1 \varpi} \Lambda(U(t - \varpi), A(t - \varpi)) d\varpi + \omega \varepsilon^* \Psi_2(A(t)) - (\pi + \mu) \Psi_1(L(t)), \quad (2.2)$$

$$\dot{A}(t) = \pi \int_0^{\kappa_2} f_2(\varpi) e^{-\xi_2 \varpi} \Psi_1(L(t - \varpi)) d\varpi + (1 - \omega) \varepsilon^* \Psi_2(A(t)) - \delta^* \Psi_2(A(t)) - \alpha \Psi_2(A(t)) \Psi_3(C(t)), \quad (2.3)$$

$$\dot{C}(t) = \rho \Psi_2(A(t)) \Psi_3(C(t)) - \gamma \Psi_3(C(t)), \quad (2.4)$$

Here, ϖ is a random variable generated from probability distribution functions $f_i(\varpi)$, $i = 1, 2$ over the time interval $[0, \kappa_i]$, $i = 1, 2$ where κ_i is the upper limit of the delay period. Here $f_1(\varpi) e^{-\xi_1 \varpi}$ represents the probability of surviving the cells from time $t - \varpi$ to time t . The factor $f_2(\varpi) e^{-\xi_2 \varpi}$ represents the probability that latently infected cells is survived ϖ time units to become actively infected cells. Functions $f_i(\varpi)_{i=1,2}$ satisfy the following conditions:

(a) $f_i(\varpi) > 0, i = 1, 2,$

(b) $\int_0^{\kappa_i} f_i(\varpi) d\varpi = 1, i = 1, 2,$

(c) $\int_0^{\kappa_i} e^{-\xi_i \varpi} f_i(\varpi) d\varpi < \infty, \xi_i > 0, i = 1, 2.$

Here, $\Phi, \Lambda, \Psi_i, i = 1, 2, 3$ are continuously differentiable functions, in addition they satisfy a set of conditions:

Condition (C1): (a) there exists a $U_0 > 0$ such that $\Phi(U_0) = 0$ and $\Phi(U) > 0$ for $U \in [0, U_0)$.

(b) $\Phi'(U) < 0$ for all $U > 0$.

(c) there exists $\nu > 0$ and $\bar{\nu} > 0$ such that $\Phi(U) \leq \nu - \bar{\nu}U$, for all $U \geq 0$.

Condition (C2): (a) $\Lambda(U, A) > 0$ and $\Lambda(0, A) = \Lambda(U, 0) = 0$, for all $U > 0, A > 0$.

(b) $\frac{\partial \Lambda(U, A)}{\partial U} > 0, \frac{\partial \Lambda(U, A)}{\partial A} > 0$ and $\frac{\partial \Lambda(U, 0)}{\partial A} > 0$, for all $U > 0, A > 0$.

(c) $\frac{d}{dU} \left(\frac{\partial \Lambda(U, 0)}{\partial A} \right) > 0$, for all $U > 0$.

Condition (C3): (a) $\Psi_i(s) > 0$ for all $s > 0, \Psi_i(0) = 0, i = 1, 2, 3$.

(b) $\Psi'_i(s) > 0$, for all $s > 0, i = 1, 3, \Psi'_2(s) > 0$, for all $s \geq 0$.

(c) there is $\alpha_i > 0, i = 1, 2, 3$ such that $\Psi_i(s) \geq \alpha_i s$, for all $s \geq 0$.

Condition (C4): $\frac{\Lambda(U, A)}{\Psi_2(A)}$ is decreasing w.r.t A , for all $A > 0$.

Let $\kappa = \max\{\kappa_1, \kappa_2\}$ and assume the initial conditions of systems (2.1)–(2.4) having the following form:

$$U(\theta) = \phi_1(\theta), L(\theta) = \phi_2(\theta), A(\theta) = \phi_3(\theta), C(\theta) = \phi_4(\theta);$$

$$\phi_i(\theta) \geq 0, \theta \in [-\kappa, 0], i = 1, 2, 3, 4, \quad (2.5)$$

where $\phi \in \mathbb{C}$ and $\mathbb{C} = \mathbb{C}([- \kappa, 0], \mathbb{R}_+^4)$ is the Banach space of continuous mapping the interval $[-\kappa, 0]$ into \mathbb{R}_+^4 with the norm $\|\phi_i\| = \sup_{-\kappa \leq \theta \leq 0} |\phi_i(\theta)|$ for $\phi_i \in \mathbb{C}$, $i = 1, 2, 3, 4$, where $\mathbb{R}_+^4 = \{(U, L, A, C) : U \geq 0, L \geq 0, A \geq 0, C \geq 0\}$. We note that the systems (2.1)–(2.4) with initial conditions (2.5) by the fundamental theory of functional differential equations has a unique solution [40].

The parameters presented in models (2.1)–(2.4) are positive. In [14, 41, 42], it was assumed that $\varepsilon^* < \min\{\bar{v}, \mu, \delta^*\}$. Since $\varepsilon^* < \delta^*$ and $0 < \omega < 1$, so $(1-\omega)\varepsilon^* < \delta^*$. Let's assume that $\delta = \delta^* - (1-\omega)\varepsilon^* > 0$ and $\varepsilon = \omega\varepsilon^*$. Hence, $\delta - \varepsilon = \delta^* - \varepsilon^* > 0$. Then the systems (2.1)–(2.4) will take the following form:

$$\dot{U} = \Phi(U(t)) - \Lambda(U(t), A(t)), \quad (2.6)$$

$$\dot{L} = \int_0^{\kappa_1} f_1(\varpi) e^{-\xi_1 \varpi} \Lambda(U(t-\varpi), A(t-\varpi)) d\varpi + \varepsilon \Psi_2(A(t)) - (\pi + \mu) \Psi_1(L(t)), \quad (2.7)$$

$$\dot{A} = \pi \int_0^{\kappa_2} f_2(\varpi) e^{-\xi_2 \varpi} \Psi_1(L(t-\varpi)) d\varpi - \delta \Psi_2(A(t)) - \alpha \Psi_2(A(t)) \Psi_3(C(t)), \quad (2.8)$$

$$\dot{C} = \rho \Psi_2(A(t)) \Psi_3(C(t)) - \gamma \Psi_3(C(t)). \quad (2.9)$$

Let us define F_i as:

$$F_i = \int_0^{\kappa_i} e^{-\xi_i \varpi} f_i(\varpi) d\varpi, i = 1, 2.$$

Clearly $0 < F_i \leq 1, i = 1, 2$.

Remark 1. If the time delay is not considered, $\varpi = 0$, all proliferated actively infected by mitosis become latent, $\omega = 1$, the intrinsic growth rate of the uninfected $CD4^+T$ cells is given by linear function, $\Phi(U) = v - \bar{v}U$, the infection rate is given by bilinear incidence, $\Lambda(U, A) = \beta UA$, the death rates of the compartments are given by linear functions $\Psi_i(x) = x, i = 1, 2, 3$, and the CTL immune response is given by linear form, ρA , then systems (2.1)–(2.4) will lead to the ODEs systems (1.8)–(1.11). In addition, if the CTL immune response is given by a nonlinear form, ρAC , then systems (2.1)–(2.4) will reduce to the model presented in [1]. Thus, systems (2.1)–(2.4) can be considered a generalization of the systems presented in [14, 1]. We mention that functions $\Phi(U)$, $\Lambda(U, A)$ and $\Psi_i, i = 1, 2, 3$, include and generalize many forms presented in the literature. The general distribution functions $f_i, i = 1, 2$ considered in our work allows us to include several special forms of intracellular delays existing in the literature (see [24, 31–33]). Finally, models (2.1)–(2.4) can be considered as a generalization of the model presented in [23] which neglected the latently infected cells.

2.1. Properties of solutions

Proposition 1. Suppose that Conditions **C1–C3** are valid. Then the solutions of (2.6)–(2.9) are non-negative and ultimately bounded.

Proof. We assume that systems (2.6)–(2.9) can be written in matrix form $\dot{X} = Y(X(t))$, where

$$Y(X(t)) = \begin{pmatrix} Y_1(X(t)) \\ Y_2(X(t)) \\ Y_3(X(t)) \\ Y_4(X(t)) \end{pmatrix} = \begin{pmatrix} \Phi(U(t)) - \Lambda(U(t), A(t)) \\ \int_0^{\kappa_1} e^{-\xi_1 \varpi} f_1(\varpi) \Lambda(U(t - \varpi), A(t - \varpi)) d\varpi + \varepsilon \Psi_2(A(t)) - (\pi + \mu) \Psi_1(L(t)) \\ \pi \int_0^{\kappa_2} e^{-\xi_2 \varpi} f_2(\varpi) \Psi_1(L(t - \varpi)) d\varpi - \delta \Psi_2(A(t)) - \alpha \Psi_2(A(t)) \Psi_3(C(t)) \\ \rho \Psi_2(A(t)) \Psi_3(C(t)) - \gamma \Psi_3(C(t)) \end{pmatrix}.$$

Clearly, $Y(X(t))$ satisfies the following: $Y_i(X(t))|_{X_i=0, X(t) \in \mathbb{R}_+^4} \geq 0, i = 1, 2, 3, 4$. From Lemma 2 in [43] we get that the solutions of systems (2.6)–(2.9) with initial conditions (2.5) satisfies $(U(t), L(t), A(t), C(t)) \geq 0$ for all $t \geq 0$. Hence, the $\mathbb{R}_{\geq 0}^4$ is positively invariant for systems (2.6)–(2.9). Now, we show that the solutions of the system are bounded. The non-negativity of the system's solution implies that $\limsup_{t \rightarrow \infty} U(t) \leq \frac{\nu}{\nu} = M_1$. We define

$$\Theta(t) = \int_0^{\kappa_1} e^{-\xi_1 \varpi} f_1(\varpi) U(t - \varpi) d\varpi + L(t) + A(t) + \pi \int_0^{\kappa_2} f_2(\varpi) \int_{t-\varpi}^t e^{-\xi_2(t-\theta)} \Psi_1(L(\theta)) d\theta d\varpi + \frac{\alpha}{\rho} C(t).$$

Then

$$\begin{aligned} \dot{\Theta}(t) &= \int_0^{\kappa_1} e^{-\xi_1 \varpi} f_1(\varpi) \dot{U}(t - \varpi) d\varpi + \dot{L}(t) + \dot{A}(t) - \xi_2 \pi \int_0^{\kappa_2} f_2(\varpi) \int_{t-\varpi}^t e^{-\xi_2(t-\theta)} \Psi_1(L(\theta)) d\theta d\varpi \\ &\quad + \pi \Psi_1(L(t)) \int_0^{\kappa_2} f_2(\varpi) d\varpi - \pi \int_0^{\kappa_2} f_2(\varpi) e^{-\xi_2 \varpi} \Psi_1(L(t - \varpi)) d\varpi + \frac{\alpha}{\rho} \dot{C}(t) \\ &= \int_0^{\kappa_1} e^{-\xi_1 \varpi} f_1(\varpi) [\Phi(U(t - \varpi)) - \Lambda(U(t - \varpi), A(t - \varpi))] d\varpi \\ &\quad + \int_0^{\kappa_1} e^{-\xi_1 \varpi} f_1(\varpi) \Lambda(U(t - \varpi), A(t - \varpi)) d\varpi + \varepsilon \Psi_2(A(t)) - (\pi + \mu) \Psi_1(L(t)) \\ &\quad + \pi \int_0^{\kappa_2} e^{-\xi_2 \varpi} f_2(\varpi) \Psi_1(L(t - \varpi)) d\varpi - \delta \Psi_2(A(t)) - \alpha \Psi_2(A(t)) \Psi_3(C(t)) \\ &\quad - \xi_2 \pi \int_0^{\kappa_2} f_2(\varpi) \int_{t-\varpi}^t e^{-\xi_2(t-\theta)} \Psi_1(L(\theta)) d\theta d\varpi + \pi \Psi_1(L(t)) - \pi \int_0^{\kappa_2} e^{-\xi_2 \varpi} f_2(\varpi) \Psi_1(L(t - \varpi)) d\varpi \\ &\quad + \frac{\alpha}{\rho} (\rho \Psi_2(A(t)) \Psi_3(C(t)) - \gamma \Psi_3(C(t))) \\ &= \int_0^{\kappa_1} e^{-\xi_1 \varpi} f_1(\varpi) \Phi(U(t - \varpi)) d\varpi - \mu \Psi_1(L(t)) - (\delta - \varepsilon) \Psi_2(A(t)) - \frac{\alpha \gamma}{\rho} \Psi_3(C(t)) \end{aligned}$$

$$-\xi_2\pi \int_0^{\kappa_2} f_2(\varpi) \int_{t-\varpi}^t e^{-\xi_2(t-\theta)} \Psi_1(L(\theta)) d\theta d\varpi.$$

By using Conditions **C1** and **C3**, we get

$$\begin{aligned} \dot{\Theta}(t) &\leq \nu \int_0^{\kappa_1} e^{-\xi_1\varpi} f_1(\varpi) d\varpi - \bar{\nu} \int_0^{\kappa_1} e^{-\xi_1\varpi} f_1(\varpi) U(t-\varpi) d\varpi - \mu\alpha_1 L(t) - (\delta - \varepsilon)\alpha_2 A(t) \\ &\quad - \xi_2\pi \int_0^{\kappa_2} f_2(\varpi) \int_{t-\varpi}^t e^{-\xi_2(t-\theta)} \Psi_1(L(\theta)) d\theta d\varpi - \frac{\alpha\gamma}{\rho} \alpha_3 C(t). \end{aligned}$$

It follows that

$$\begin{aligned} \dot{\Theta}(t) &\leq \nu - \bar{\nu} \int_0^{\kappa_1} e^{-\xi_1\varpi} f_1(\varpi) U(t-\varpi) d\varpi - \mu\alpha_1 L(t) - (\delta^* - \varepsilon^*)\alpha_2 A(t) \\ &\quad - \frac{\alpha\gamma}{\rho} \alpha_3 C(t) - \xi_2\pi \int_0^{\kappa_2} f_2(\varpi) \int_{t-\varpi}^t e^{-\xi_2(t-\theta)} \Psi_1(L(\theta)) d\theta d\varpi \\ &\leq \nu - \sigma \left(\int_0^{\kappa_1} e^{-\xi_1\varpi} f_1(\varpi) U(t-\varpi) d\varpi + L(t) + A(t) \right. \\ &\quad \left. + \pi \int_0^{\kappa_2} f_2(\varpi) \int_{t-\varpi}^t e^{-\xi_2(t-\theta)} \Psi_1(L(\theta)) d\theta d\varpi + \frac{\alpha}{\rho} C(t) \right) \\ &= \nu - \sigma \Theta(t), \end{aligned}$$

where $\sigma = \min\{\bar{\nu}, \mu\alpha_1, (\delta^* - \varepsilon^*)\alpha_2, \xi_2, \gamma\alpha_3\}$. The non-negativity of the model's solutions imply that $\limsup_{t \rightarrow \infty} L(t) \leq M_1$, $\limsup_{t \rightarrow \infty} A(t) \leq M_1$ and $\limsup_{t \rightarrow \infty} C(t) \leq M_2$, where $M_2 = \frac{\rho}{\alpha} M_1$. Therefore, $U(t), L(t), A(t)$ and $C(t)$ are all ultimately bounded. \square

According to Proposition 1, we can establish that the region $\Omega = \{(U, L, A, C) \in \mathbb{C}_{\geq 0}^4 : \|U\| \leq M_1, \|L\| \leq M_1, \|A\| \leq M_1, \|C\| \leq M_2\}$ is positively invariant for systems (2.6)–(2.9).

2.2. Equilibrium points and threshold parameters

Here, we look at the model's equilibrium points and deduce the conditions that allow them to exist.

Lemma 1. *Suppose that **C1**–**C4** are valid, then there exist two positive threshold numbers R_0 and R_1 with $R_0 > R_1$ such that:*

- if $R_0 \leq 1$, then there exists a single equilibrium point $EP_0 = (U_0, 0, 0, 0)$.
- if $R_1 \leq 1 < R_0$, then there exist two equilibrium points EP_0 and $EP_1 = (U_1, L_1, A_1, 0)$.
- if $R_1 > 1$, then there exist three equilibrium points EP_0, EP_1 and $EP_2 = (U_2, L_2, A_2, C_2)$.

Proof. Any equilibrium point $EP = (U, L, A, C)$ satisfies

$$0 = \Phi(U) - \Lambda(U, A), \quad (2.10)$$

$$0 = F_1 \Lambda(U, A) + \varepsilon \Psi_2(A) - (\pi + \mu) \Psi_1(L), \quad (2.11)$$

$$0 = \pi F_2 \Psi_1(L) - \delta \Psi_2(A) - \alpha \Psi_2(A) \Psi_3(C), \quad (2.12)$$

$$0 = \rho \Psi_2(A) \Psi_3(C) - \gamma \Psi_3(C). \quad (2.13)$$

Equation (2.13) has two possibilities $\Psi_3(C) = 0$ and $\Psi_2(A) = \frac{\gamma}{\rho}$.

If $\Psi_3(C) = 0$, then from Condition **C3** we obtain $C = 0$. From Condition **C3** we have Ψ_i^{-1} , $i = 1, 2$ exist, moreover, these functions are strictly increasing. Define

$$\Xi(U) = \Psi_1^{-1} \left(\frac{\delta F_1}{\pi(\delta - \varepsilon F_2) + \delta \mu} \Phi(U) \right), \quad \Pi(U) = \Psi_2^{-1} \left(\frac{\pi F_1 F_2}{\pi(\delta - \varepsilon F_2) + \delta \mu} \Phi(U) \right).$$

Therefore, Eqs (2.11) and (2.12) imply that

$$L = \Xi(U), \quad A = \Pi(U). \quad (2.14)$$

Obviously, from Condition **C1** we have $\Xi(0), \Pi(0) > 0$ and $\Xi(U_0) = \Pi(U_0) = 0$.

From Eqs (2.10)–(2.12) we get

$$\varrho \Lambda(U, \Pi(U)) - \Psi_2(\Pi(U)) = 0, \quad (2.15)$$

where $\varrho = \frac{\pi F_1 F_2}{\pi(\delta - \varepsilon F_2) + \delta \mu}$.

Equation (2.15) admits a solution $U = U_0$ which yields $L = A = C = 0$ and provides the infection-free equilibrium point $EP_0 = (U_0, 0, 0, 0)$. Let

$$\Gamma_1(U) = \varrho \Lambda(U, \Pi(U)) - \Psi_2(\Pi(U)).$$

It is clear from Conditions **C1–C3** that,

$$\Gamma_1(0) = -\Psi_2(\Pi(0)) < 0.$$

$$\Gamma_1(U_0) = \varrho \Lambda(U_0, 0) - \Psi_2(0) = 0.$$

Moreover,

$$\Gamma'_1(U) = \varrho \left(\frac{\partial \Lambda(U, A)}{\partial U} + \Pi'(U) \frac{\partial \Lambda(U, A)}{\partial A} \right) - \Psi'_2(\Pi(U)) \Pi'(U).$$

$$\Gamma'_1(U_0) = \varrho \left(\frac{\partial \Lambda(U_0, 0)}{\partial U} + \Pi'(U_0) \frac{\partial \Lambda(U_0, 0)}{\partial A} \right) - \Psi'_2(0) \Pi'(U_0).$$

We note from Condition **C1** that, $\frac{\partial \Lambda(U_0, 0)}{\partial U} = 0$. Then

$$\Gamma'_1(U_0) = \Psi'_2(0) \Pi'(U_0) \left(\frac{\varrho}{\Psi'_2(0)} \frac{\partial \Lambda(U_0, 0)}{\partial A} - 1 \right).$$

Since $\Psi_2(\Pi(U)) = \varrho \Phi(U)$ then $\Psi'_2(\Pi(U)) \Pi'(U) = \varrho \Phi'(U)$. Substituting by $U = U_0$, we get $\Psi'_2(0) \Pi'(U_0) = \varrho \Phi'(U_0)$. Therefore,

$$\Gamma'_1(U_0) = \varrho \Phi'(U_0) \left(\frac{\varrho}{\Psi'_2(0)} \frac{\partial \Lambda(U_0, 0)}{\partial A} - 1 \right).$$

Condition **C1** implies that $\Phi'(U_0) < 0$, thus if $\frac{\varrho}{\Psi_2'(0)} \frac{\partial \Lambda(U_0, 0)}{\partial A} > 1$, then $\Gamma_1'(U_0) < 0$ and there exists $U_1 \in (0, U_0)$ such that $\Gamma_1(U_1) = 0$. It follows from Eq (2.14) that, $L_1 = \Xi(U_1) > 0$ and $A_1 = \Pi(U_1) > 0$. This shows that, an infected equilibrium point without CTL immunity $EP_1 = (U_1, L_1, A_1, 0)$ exists when $\frac{\varrho}{\Psi_2'(0)} \frac{\partial \Lambda(U_0, 0)}{\partial A} > 1$. We denote

$$R_0 = \frac{\varrho}{\Psi_2'(0)} \frac{\partial \Lambda(U_0, 0)}{\partial A},$$

which defines the basic infection reproductive number and decides when the HTLV-I infection will be chronic. The second possibility of Eq (2.13) is $\Psi_3(C) \neq 0$ and $\Psi_2(A_2) = \frac{\gamma}{\rho}$. This yields that $A_2 = \Psi_2^{-1}(\frac{\gamma}{\rho}) > 0$. We insert the value of A_2 in Eq (2.10) and let

$$\Gamma_2(U) = \Phi(U) - \Lambda(U, A_2) = 0.$$

Based on Conditions **C1** and **C2**, Γ_2 is a strictly decreasing function of U . Clearly, $\Gamma_2(0) = \Phi(0) > 0$ and $\Gamma_2(U_0) = -\Lambda(U_0, A_2) < 0$. Thus, there exists a unique $U_2 \in (0, U_0)$ such that $\Gamma_2(U_2) = 0$. From Eq (2.11) we get

$$\begin{aligned} \Psi_1(L_2) &= \frac{1}{\pi + \mu} (F_1 \Lambda(U_2, A_2) + \varepsilon \Psi_2(A_2)) = \frac{1}{\pi + \mu} \left(F_1 \Lambda(U_2, A_2) + \frac{\varepsilon \gamma}{\rho} \right) \\ \implies L_2 &= \Psi_1^{-1} \left(\frac{1}{\pi + \mu} \left(F_1 \Lambda(U_2, A_2) + \frac{\varepsilon \gamma}{\rho} \right) \right) > 0. \end{aligned}$$

From Eq (2.12) we get

$$C_2 = \Psi_3^{-1} \left(\frac{\pi(\delta - \varepsilon F_2) + \delta \mu}{\alpha(\pi + \mu)} \left(\varrho \frac{\Lambda(U_2, A_2)}{\Psi_2(A_2)} - 1 \right) \right).$$

Clearly, $C_2 > 0$ when $\varrho \frac{\Lambda(U_2, A_2)}{\Psi_2(A_2)} > 1$. Let us denote

$$R_1 = \varrho \frac{\Lambda(U_2, A_2)}{\Psi_2(A_2)},$$

which represents the CTL immunity stimulation number and determines when CTL immunity can be activated. Therefore, C_2 can be written as:

$$C_2 = \Psi_3^{-1} \left(\frac{\pi(\delta - \varepsilon F_2) + \delta \mu}{\alpha(\pi + \mu)} (R_1 - 1) \right).$$

Thus, there exists an infected equilibrium point with CTL immunity $EP_2 = (U_2, L_2, A_2, C_2)$ when $R_1 > 1$.

Conditions **C2** and **C4** imply that

$$\begin{aligned} R_1 &= \varrho \frac{\Lambda(U_2, A_2)}{\Psi_2(A_2)} \leq \varrho \lim_{A \rightarrow 0^+} \frac{\Lambda(U_2, A)}{\Psi_2(A)} \\ &= \frac{\varrho}{\Psi_2'(0)} \frac{\partial \Lambda(U_2, 0)}{\partial A} \leq \frac{\varrho}{\Psi_2'(0)} \frac{\partial \Lambda(U_0, 0)}{\partial A} = R_0. \square \end{aligned}$$

2.3. Global stability analysis

Stability analysis of equilibrium points is at the heart of dynamical system analysis. Stable solutions can only be observed experimentally. Thus, we demonstrate the global asymptotic stability of all equilibrium points in this section by establishing appropriate Lyapunov functions [44–46] and applying Lyapunov-LaSalle asymptotic stability theorem (L-LAST) [47–49]. We define the function $\mathcal{H}(x) \geq 0$ for all $x > 0$ as: $\mathcal{H}(x) = x - 1 - \ln x$, where $\mathcal{H}(x) = 0$ if and only if $x = 1$. Hence,

$$\ln x \leq x - 1.$$

Denote $(U, L, A, C) = (U(t), L(t), A(t), C(t))$.

We will use the follow equations:

$$\begin{aligned} \ln\left(\frac{\Lambda(U(t-\varpi), A(t-\varpi))}{\Lambda(U, A)}\right) &= \ln\left(\frac{\Lambda(U_i, A_i)}{\Lambda(U, A_i)}\right) + \ln\left(\frac{\Lambda(U(t-\varpi), A(t-\varpi))\Psi_1(L_i)}{\Lambda(U_i, A_i)\Psi_1(L)}\right) \\ &+ \ln\left(\frac{\Psi_1(L)\Lambda(U, A_i)}{\Psi_1(L_i)\Lambda(U, A)}\right), \quad i = 1, 2 \end{aligned} \quad (2.16)$$

$$\ln\left(\frac{\Psi_1(L(t-\varpi))}{\Psi_1(L)}\right) = \ln\left(\frac{\Psi_1(L(t-\varpi))\Psi_2(A_i)}{\Psi_1(L_i)\Psi_2(A)}\right) + \ln\left(\frac{\Psi_2(A)\Psi_1(L_i)}{\Psi_2(A_i)\Psi_1(L)}\right), \quad i = 1, 2 \quad (2.17)$$

$$\ln\left(\frac{\Psi_2(A)\Lambda(U, A_1)}{\Psi_2(A_1)\Lambda(U, A)}\right) = \ln\left(\frac{\Psi_2(A)\Psi_1(L_1)}{\Psi_2(A_1)\Psi_1(L)}\right) + \ln\left(\frac{\Psi_1(L)\Lambda(U, A_1)}{\Psi_1(L_1)\Lambda(U, A)}\right) \quad (2.18)$$

Let $T_j(U, L, A, C)$ be a Lyapunov function candidate and define a set

$$\Upsilon_j = \left\{ (U, L, A, C) : \frac{dT_j}{dt} = 0 \right\}, \quad j = 0, 1, 2.$$

and Υ'_j be the largest invariant subset of Υ_j .

Theorem 1. *If $R_0 \leq 1$ and Conditions C1–C4 are satisfied, then the equilibrium point EP_0 is globally asymptotically stable (GAS).*

Proof. Let T_0 be defined as:

$$\begin{aligned} T_0 &= U - U_0 - \int_{U_0}^U \lim_{A \rightarrow 0^+} \frac{\Lambda(U_0, A)}{\Lambda(\eta, A)} d\eta + \frac{1}{F_1} L + \frac{(\pi + \mu)}{\pi F_1 F_2} A + \frac{\alpha(\pi + \mu)}{\rho \pi F_1 F_2} C \\ &+ \frac{1}{F_1} \int_0^{\kappa_1} e^{-\xi_1 \varpi} f_1(\varpi) \int_{t-\varpi}^t \Lambda(U(\theta), A(\theta)) d\theta d\varpi \\ &+ \frac{(\pi + \mu)}{F_1 F_2} \int_0^{\kappa_2} e^{-\xi_2 \varpi} f_2(\varpi) \int_{t-\varpi}^t \Psi_1(L(\theta)) d\theta d\varpi. \end{aligned}$$

Obviously, $T_0(U, L, A, C) > 0$ for all $U, L, A, C > 0$, while $T_0(U_0, 0, 0, 0) = 0$. The time derivative of T_0 along the trajectories of systems (2.6)–(2.9) is calculated as follows:

$$\frac{dT_0}{dt} = \left(1 - \lim_{A \rightarrow 0^+} \frac{\Lambda(U_0, A)}{\Lambda(U, A)}\right) \dot{U} + \frac{1}{F_1} \dot{L} + \frac{(\pi + \mu)}{\pi F_1 F_2} \dot{A} + \frac{\alpha(\pi + \mu)}{\rho \pi F_1 F_2} \dot{C}$$

$$\begin{aligned}
& + \frac{1}{F_1} \int_0^{\kappa_1} e^{-\xi_1 \varpi} f_1(\varpi) (\Lambda(U, A) - \Lambda(U(t - \varpi), A(t - \varpi))) d\varpi \\
& + \frac{(\pi + \mu)}{F_1 F_2} \int_0^{\kappa_2} e^{-\xi_2 \varpi} f_2(\varpi) (\Psi_1(L) - \Psi_1(L(t - \varpi))) d\varpi \\
& = \left(1 - \lim_{A \rightarrow 0^+} \frac{\Lambda(U_0, A)}{\Lambda(U, A)} \right) (\Phi(U) - \Lambda(U, A)) \\
& + \frac{1}{F_1} \left(\int_0^{\kappa_1} e^{-\xi_1 \varpi} f_1(\varpi) \Lambda(U(t - \varpi), A(t - \varpi)) d\varpi + \varepsilon \Psi_2(A) - (\pi + \mu) \Psi_1(L) \right) \\
& + \frac{(\pi + \mu)}{\pi F_1 F_2} \left(\pi \int_0^{\kappa_2} e^{-\xi_2 \varpi} f_2(\varpi) \Psi_1(L(t - \varpi)) d\varpi - \delta \Psi_2(A) - \alpha \Psi_2(A) \Psi_3(C) \right) \\
& + \frac{\alpha(\pi + \mu)}{\rho \pi F_1 F_2} (\rho \Psi_2(A) \Psi_3(C) - \gamma \Psi_3(C)) \\
& + \frac{1}{F_1} \left(F_1 \Lambda(U, A) - \int_0^{\kappa_1} e^{-\xi_1 \varpi} f_1(\varpi) \Lambda(U(t - \varpi), A(t - \varpi)) d\varpi \right) \\
& + \frac{(\pi + \mu)}{F_1 F_2} \left(F_2 \Psi_1(L) - \int_0^{\kappa_2} e^{-\xi_2 \varpi} f_2(\varpi) \Psi_1(L(t - \varpi)) d\varpi \right) \\
& = \left(1 - \lim_{A \rightarrow 0^+} \frac{\Lambda(U_0, A)}{\Lambda(U, A)} \right) \Phi(U) + \Lambda(U, A) \lim_{A \rightarrow 0^+} \frac{\Lambda(U_0, A)}{\Lambda(U, A)} + \frac{1}{F_1} \left(\varepsilon - \frac{\delta(\pi + \mu)}{\pi F_2} \right) \Psi_2(A) \\
& - \frac{\alpha \gamma (\pi + \mu)}{\rho \pi F_1 F_2} \Psi_3(C).
\end{aligned}$$

Since $\Phi(U_0) = 0$, then

$$\begin{aligned}
\frac{dT_0}{dt} & = \left(1 - \lim_{A \rightarrow 0^+} \frac{\Lambda(U_0, A)}{\Lambda(U, A)} \right) (\Phi(U) - \Phi(U_0)) \\
& + \left(\frac{\Lambda(U, A)}{\Psi_2(A)} \lim_{A \rightarrow 0^+} \frac{\Lambda(U_0, A)}{\Lambda(U, A)} - \frac{\pi(\delta - \varepsilon F_2) + \delta \mu}{\pi F_1 F_2} \right) \Psi_2(A) - \frac{\alpha \gamma (\pi + \mu)}{\rho \pi F_1 F_2} \Psi_3(C).
\end{aligned}$$

Using Condition C4 we obtain

$$\begin{aligned}
\frac{dT_0}{dt} & \leq \left(1 - \lim_{A \rightarrow 0^+} \frac{\Lambda(U_0, A)}{\Lambda(U, A)} \right) (\Phi(U) - \Phi(U_0)) + \left(\lim_{A \rightarrow 0^+} \frac{\Lambda(U, A)}{\Psi_2(A)} \lim_{A \rightarrow 0^+} \frac{\Lambda(U_0, A)}{\Lambda(U, A)} \right. \\
& \left. - \frac{\pi(\delta - \varepsilon F_2) + \delta \mu}{\pi F_1 F_2} \right) \Psi_2(A) - \frac{\alpha \gamma (\pi + \mu)}{\rho \pi F_1 F_2} \Psi_3(C) \\
& = \left(1 - \frac{\partial \Lambda(U_0, 0) / \partial A}{\partial \Lambda(U, 0) / \partial A} \right) (\Phi(U) - \Phi(U_0)) + \left(\frac{\partial \Lambda(U_0, 0) / \partial A}{\Psi_2'(0)} \right. \\
& \left. - \frac{\pi(\delta - \varepsilon F_2) + \delta \mu}{\pi F_1 F_2} \right) \Psi_2(A) - \frac{\alpha \gamma (\pi + \mu)}{\rho \pi F_1 F_2} \Psi_3(C)
\end{aligned}$$

$$= \left(1 - \frac{\partial \Lambda(U_0, 0)/\partial A}{\partial \Lambda(U, 0)/\partial A}\right) (\Phi(U) - \Phi(U_0)) + \frac{\pi(\delta - \varepsilon F_2) + \delta \mu}{\pi F_1 F_2} (R_0 - 1) \Psi_2(A) - \frac{\alpha \gamma (\pi + \mu)}{\rho \pi F_1 F_2} \Psi_3(C).$$

Therefore, if $R_0 \leq 1$, then $\frac{dT_0}{dt} \leq 0$ and $\frac{dT_0}{dt} = 0$ when $U = U_0$ and $A = C = 0$. The solutions of systems (2.6)–(2.9) are limited Υ'_0 which contains elements with $A(t) = 0$ and $C(t) = 0$. Then from Eq (2.8)

$$\dot{A}(t) = 0 = \pi \int_0^{\kappa_2} e^{-\xi_2 \varpi} f_2(\varpi) \Psi_1(L(t - \varpi)) d\varpi \implies L(t) = 0, \text{ for all } t.$$

It follows that $\Upsilon'_0 = \{EP_0\}$ and using L-LAST, we derive that EP_0 is GAS [47–49].

Remark 2. We know from Conditions **C2** and **C4** that

$$(\Lambda(U, A) - \Lambda(U, A_i)) \left(\frac{\Lambda(U, A)}{\Psi_2(A)} - \frac{\Lambda(U, A_i)}{\Psi_2(A_i)} \right) \leq 0, \quad U, A_i > 0, \quad i = 1, 2.$$

which provides us

$$\left(1 - \frac{\Lambda(U, A_i)}{\Lambda(U, A)}\right) \left(\frac{\Lambda(U, A)}{\Lambda(U, A_i)} - \frac{\Psi_2(A)}{\Psi_2(A_i)} \right) \leq 0, \quad U, A_i > 0, \quad i = 1, 2.$$

Lemma 2. Let $R_0 > 1$ and Conditions **C1**–**C4** are satisfied, then

$$\text{sgn}(U_2 - U_1) = \text{sgn}(A_1 - A_2) = \text{sgn}(R_1 - 1).$$

Proof. From **C1** and **C2**, for $U_1, U_2, A_1, A_2 > 0$, we obtain

$$(\Phi(U_2) - \Phi(U_1))(U_1 - U_2) > 0, \quad (2.19)$$

$$(\Lambda(U_2, A_2) - \Lambda(U_1, A_2))(U_2 - U_1) > 0, \quad (2.20)$$

$$(\Lambda(U_1, A_2) - \Lambda(U_1, A_1))(A_2 - A_1) > 0. \quad (2.21)$$

Using Condition **C4**, we get

$$\left(\frac{\Lambda(U_1, A_2)}{\Psi_2(A_2)} - \frac{\Lambda(U_1, A_1)}{\Psi_2(A_1)} \right) (A_1 - A_2) > 0. \quad (2.22)$$

First, assume that $\text{sgn}(U_2 - U_1) = \text{sgn}(A_2 - A_1)$. We have

$$\begin{aligned} \Phi(U_2) - \Phi(U_1) &= \Lambda(U_2, A_2) - \Lambda(U_1, A_1) \\ &= (\Lambda(U_2, A_2) - \Lambda(U_1, A_2)) + (\Lambda(U_1, A_2) - \Lambda(U_1, A_1)). \end{aligned}$$

Hence, from Inequalities (2.19)–(2.21) we get:

$$\text{sgn}(U_1 - U_2) = \text{sgn}(U_2 - U_1),$$

which leads to a contradiction and hence, $\text{sgn}(U_2 - U_1) = \text{sgn}(A_1 - A_2)$. Utilizing the equilibrium point conditions for EP_1 we obtain $\varrho \frac{\Lambda(U_1, A_1)}{\Psi_2(A_1)} = 1$, then

$$\begin{aligned} R_1 - 1 &= \varrho \frac{\Lambda(U_2, A_2)}{\Psi_2(A_2)} - \varrho \frac{\Lambda(U_1, A_1)}{\Psi_2(A_1)} \\ &= \varrho \left(\frac{\Lambda(U_2, A_2)}{\Psi_2(A_2)} - \frac{\Lambda(U_1, A_1)}{\Psi_2(A_1)} \right) \\ &= \varrho \left(\frac{1}{\Psi_2(A_2)} (\Lambda(U_2, A_2) - \Lambda(U_1, A_2)) + \frac{\Lambda(U_1, A_2)}{\Psi_2(A_2)} - \frac{\Lambda(U_1, A_1)}{\Psi_2(A_1)} \right). \end{aligned}$$

Thus, from Inequalities (2.20) and (2.22) we obtain $\text{sgn}(R_1 - 1) = \text{sgn}(U_2 - U_1) = \text{sgn}(A_1 - A_2)$. \square

Theorem 2. If $R_1 \leq 1 < R_0$ and Conditions C1-C4 are satisfied, then the infected equilibrium point without CTL immunity EP_1 is GAS.

Proof. Let T_1 be defined as:

$$\begin{aligned} T_1 &= U - U_1 - \int_{U_1}^U \frac{\Lambda(U_1, A_1)}{\Lambda(\eta, A_1)} d\eta + \frac{1}{F_1} \left(L - L_1 - \int_{L_1}^L \frac{\Psi_1(L_1)}{\Psi_1(\eta)} d\eta \right) \\ &\quad + \frac{(\pi + \mu)}{\pi F_1 F_2} \left(A - A_1 - \int_{A_1}^A \frac{\Psi_2(A_1)}{\Psi_2(\eta)} d\eta \right) + \frac{\alpha(\pi + \mu)}{\rho \pi F_1 F_2} C \\ &\quad + \frac{1}{F_1} \Lambda(U_1, A_1) \int_0^{\kappa_1} e^{-\xi_1 \varpi} f_1(\varpi) \int_{t-\varpi}^t \mathcal{H} \left(\frac{\Lambda(U(\theta), A(\theta))}{\Lambda(U_1, A_1)} \right) d\theta d\varpi \\ &\quad + \frac{(\pi + \mu)}{F_1 F_2} \Psi_1(L_1) \int_0^{\kappa_2} e^{-\xi_2 \varpi} f_2(\varpi) \int_{t-\varpi}^t \mathcal{H} \left(\frac{\Psi_1(L(\theta))}{\Psi_1(L_1)} \right) d\theta d\varpi. \end{aligned}$$

Clearly $T_1(U, L, A, C) > 0$ for all $U, L, A, C > 0$ and $T_1(U_1, L_1, A_1, 0) = 0$. Calculate $\frac{dT_1}{dt}$ as

$$\begin{aligned} \frac{dT_1}{dt} &= \left(1 - \frac{\Lambda(U_1, A_1)}{\Lambda(U, A_1)} \right) \dot{U} + \frac{1}{F_1} \left(1 - \frac{\Psi_1(L_1)}{\Psi_1(L)} \right) \dot{L} + \frac{(\pi + \mu)}{\pi F_1 F_2} \left(1 - \frac{\Psi_2(A_1)}{\Psi_2(A)} \right) \dot{A} + \frac{\alpha(\pi + \mu)}{\rho \pi F_1 F_2} \dot{C} \\ &\quad + \frac{1}{F_1} \int_0^{\kappa_1} e^{-\xi_1 \varpi} f_1(\varpi) \left[\Lambda(U, A) - \Lambda(U(t - \varpi), A(t - \varpi)) + \Lambda(U_1, A_1) \ln \left(\frac{\Lambda(U(t - \varpi), A(t - \varpi))}{\Lambda(U, A)} \right) \right] d\varpi \\ &\quad + \frac{(\pi + \mu)}{F_1 F_2} \int_0^{\kappa_2} e^{-\xi_2 \varpi} f_2(\varpi) \left[\Psi_1(L) - \Psi_1(L(t - \varpi)) + \Psi_1(L_1) \ln \left(\frac{\Psi_1(L(t - \varpi))}{\Psi_1(L)} \right) \right] d\varpi \\ &= \left(1 - \frac{\Lambda(U_1, A_1)}{\Lambda(U, A_1)} \right) (\Phi(U) - \Lambda(U, A)) \\ &\quad + \frac{1}{F_1} \left(1 - \frac{\Psi_1(L_1)}{\Psi_1(L)} \right) \left(\int_0^{\kappa_1} e^{-\xi_1 \varpi} f_1(\varpi) \Lambda(U(t - \varpi), A(t - \varpi)) d\varpi + \varepsilon \Psi_2(A) - (\pi + \mu) \Psi_1(L) \right) \\ &\quad + \frac{(\pi + \mu)}{\pi F_1 F_2} \left(1 - \frac{\Psi_2(A_1)}{\Psi_2(A)} \right) \left(\pi \int_0^{\kappa_2} e^{-\xi_2 \varpi} f_2(\varpi) \Psi_1(L(t - \varpi)) d\varpi - \delta \Psi_2(A) - \alpha \Psi_2(A) \Psi_3(C) \right) \end{aligned}$$

$$\begin{aligned}
& + \frac{\alpha(\pi + \mu)}{\rho\pi F_1 F_2} (\rho\Psi_2(A)\Psi_3(C) - \gamma\Psi_3(C)) + \Lambda(U, A) + \frac{(\pi + \mu)}{F_1}\Psi_1(L) \\
& - \frac{1}{F_1} \int_0^{\kappa_1} e^{-\xi_1\varpi} f_1(\varpi) \left(\Lambda(U(t - \varpi), A(t - \varpi)) - \Lambda(U_1, A_1) \ln \left(\frac{\Lambda(U(t - \varpi), A(t - \varpi))}{\Lambda(U, A)} \right) \right) d\varpi \\
& - \frac{(\pi + \mu)}{F_1 F_2} \int_0^{\kappa_2} e^{-\xi_2\varpi} f_2(\varpi) \left(\Psi_1(L(t - \varpi)) - \Psi_1(L_1) \ln \left(\frac{\Psi_1(L(t - \varpi))}{\Psi_1(L)} \right) \right) d\varpi.
\end{aligned}$$

Collecting terms we get

$$\begin{aligned}
\frac{dT_1}{dt} & = \left(1 - \frac{\Lambda(U_1, A_1)}{\Lambda(U, A_1)} \right) \Phi(U) + \Lambda(U_1, A_1) \frac{\Lambda(U, A)}{\Lambda(U, A_1)} \\
& - \frac{1}{F_1} \frac{\Psi_1(L_1)}{\Psi_1(L)} \int_0^{\kappa_1} e^{-\xi_1\varpi} f_1(\varpi) \Lambda(U(t - \varpi), A(t - \varpi)) d\varpi + \frac{\varepsilon}{F_1} \Psi_2(A) - \frac{\varepsilon}{F_1} \frac{\Psi_2(A)\Psi_1(L_1)}{\Psi_1(L)} \\
& + \frac{(\pi + \mu)}{F_1} \Psi_1(L_1) - \frac{(\pi + \mu)}{F_1 F_2} \frac{\Psi_2(A_1)}{\Psi_2(A)} \int_0^{\kappa_2} e^{-\xi_2\varpi} f_2(\varpi) \Psi_1(L(t - \varpi)) d\varpi - \frac{\delta(\pi + \mu)}{\pi F_1 F_2} \Psi_2(A) \\
& + \frac{\delta(\pi + \mu)}{\pi F_1 F_2} \Psi_2(A_1) + \frac{\alpha(\pi + \mu)}{\pi F_1 F_2} \Psi_2(A_1)\Psi_3(C) - \frac{\alpha\gamma(\pi + \mu)}{\rho\pi F_1 F_2} \Psi_3(C) \\
& + \frac{1}{F_1} \Lambda(U_1, A_1) \int_0^{\kappa_1} e^{-\xi_1\varpi} f_1(\varpi) \ln \left(\frac{\Lambda(U(t - \varpi), A(t - \varpi))}{\Lambda(U, A)} \right) d\varpi \\
& + \frac{(\pi + \mu)}{F_1 F_2} \Psi_1(L_1) \int_0^{\kappa_2} e^{-\xi_2\varpi} f_2(\varpi) \ln \left(\frac{\Psi_1(L(t - \varpi))}{\Psi_1(L)} \right) d\varpi.
\end{aligned}$$

Using $\Phi(U_1) = \Lambda(U_1, A_1)$ we obtain

$$\begin{aligned}
\frac{dT_1}{dt} & = \left(1 - \frac{\Lambda(U_1, A_1)}{\Lambda(U, A_1)} \right) (\Phi(U) - \Phi(U_1)) + \Lambda(U_1, A_1) \left(1 - \frac{\Lambda(U_1, A_1)}{\Lambda(U, A_1)} \right) + \Lambda(U_1, A_1) \frac{\Lambda(U, A)}{\Lambda(U, A_1)} \\
& - \frac{1}{F_1} \frac{\Psi_1(L_1)}{\Psi_1(L)} \int_0^{\kappa_1} e^{-\xi_1\varpi} f_1(\varpi) \Lambda(U(t - \varpi), A(t - \varpi)) d\varpi - \frac{\pi(\delta - \varepsilon F_2) + \delta\mu}{\pi F_1 F_2} \Psi_2(A) \\
& - \frac{\varepsilon}{F_1} \frac{\Psi_2(A)\Psi_1(L_1)}{\Psi_1(L)} + \frac{(\pi + \mu)}{F_1} \Psi_1(L_1) - \frac{(\pi + \mu)}{F_1 F_2} \frac{\Psi_2(A_1)}{\Psi_2(A)} \int_0^{\kappa_2} e^{-\xi_2\varpi} f_2(\varpi) \Psi_1(L(t - \varpi)) d\varpi \\
& + \frac{\delta(\pi + \mu)}{\pi F_1 F_2} \Psi_2(A_1) + \frac{\alpha(\pi + \mu)}{\pi F_1 F_2} \left(\Psi_2(A_1) - \frac{\gamma}{\rho} \right) \Psi_3(C) \\
& + \frac{1}{F_1} \Lambda(U_1, A_1) \int_0^{\kappa_1} e^{-\xi_1\varpi} f_1(\varpi) \ln \left(\frac{\Lambda(U(t - \varpi), A(t - \varpi))}{\Lambda(U, A)} \right) d\varpi
\end{aligned}$$

$$+ \frac{(\pi + \mu)}{F_1 F_2} \Psi_1(L_1) \int_0^{\kappa_2} e^{-\xi_2 \varpi} f_2(\varpi) \ln \left(\frac{\Psi_1(L(t - \varpi))}{\Psi_1(L)} \right) d\varpi.$$

Utilizing the equilibrium point conditions for EP_1 :

$$(\pi + \mu) \Psi_1(L_1) = \frac{\delta(\pi + \mu) F_1}{\pi(\delta - \varepsilon F_2) + \delta \mu} \Lambda(U_1, A_1),$$

$$\frac{\delta(\pi + \mu)}{\pi} \Psi_2(A_1) = \frac{\delta(\pi + \mu) F_1 F_2}{\pi(\delta - \varepsilon F_2) + \delta \mu} \Lambda(U_1, A_1),$$

we obtain

$$\begin{aligned} \frac{dT_1}{dt} = & \left(1 - \frac{\Lambda(U_1, A_1)}{\Lambda(U, A_1)} \right) (\Phi(U) - \Phi(U_1)) + \Lambda(U_1, A_1) \left(1 - \frac{\Lambda(U_1, A_1)}{\Lambda(U, A_1)} \right) + \Lambda(U_1, A_1) \frac{\Lambda(U, A)}{\Lambda(U, A_1)} \\ & - \frac{1}{F_1} \Lambda(U_1, A_1) \int_0^{\kappa_1} e^{-\xi_1 \varpi} f_1(\varpi) \frac{\Lambda(U(t - \varpi), A(t - \varpi)) \Psi_1(L_1)}{\Lambda(U_1, A_1) \Psi_1(L)} d\varpi - \Lambda(U_1, A_1) \frac{\Psi_2(A)}{\Psi_2(A_1)} \\ & - \frac{\pi \varepsilon F_2}{\pi(\delta - \varepsilon F_2) + \delta \mu} \Lambda(U_1, A_1) \frac{\Psi_2(A) \Psi_1(L_1)}{\Psi_2(A_1) \Psi_1(L)} + \frac{2\delta(\pi + \mu)}{\pi(\delta - \varepsilon F_2) + \delta \mu} \Lambda(U_1, A_1) \\ & - \frac{\delta(\pi + \mu)}{F_2 [\pi(\delta - \varepsilon F_2) + \delta \mu]} \Lambda(U_1, A_1) \int_0^{\kappa_2} e^{-\xi_2 \varpi} f_2(\varpi) \frac{\Psi_1(L(t - \varpi)) \Psi_2(A_1)}{\Psi_1(L_1) \Psi_2(A)} d\varpi \\ & + \frac{\delta(\pi + \mu)}{F_2 [\pi(\delta - \varepsilon F_2) + \delta \mu]} \Lambda(U_1, A_1) \int_0^{\kappa_2} e^{-\xi_2 \varpi} f_2(\varpi) \ln \left(\frac{\Psi_1(L(t - \varpi))}{\Psi_1(L)} \right) d\varpi \\ & + \frac{1}{F_1} \Lambda(U_1, A_1) \int_0^{\kappa_1} e^{-\xi_1 \varpi} f_1(\varpi) \ln \left(\frac{\Lambda(U(t - \varpi), A(t - \varpi))}{\Lambda(U, A)} \right) d\varpi \\ & + \frac{\alpha(\pi + \mu)}{\pi F_1 F_2} \left(\Psi_2(A_1) - \frac{\gamma}{\rho} \right) \Psi_3(C). \end{aligned}$$

Therefore $\frac{dT_1}{dt}$ can be written as:

$$\begin{aligned} \frac{dT_1}{dt} = & \left(1 - \frac{\Lambda(U_1, A_1)}{\Lambda(U, A_1)} \right) (\Phi(U) - \Phi(U_1)) + \Lambda(U_1, A_1) \left(\frac{\Lambda(U, A)}{\Lambda(U, A_1)} - \frac{\Psi_2(A)}{\Psi_2(A_1)} \right) \\ & + \Lambda(U_1, A_1) \left[1 - \frac{\Lambda(U_1, A_1)}{\Lambda(U, A_1)} - \frac{1}{F_1} \int_0^{\kappa_1} e^{-\xi_1 \varpi} f_1(\varpi) \frac{\Lambda(U(t - \varpi), A(t - \varpi)) \Psi_1(L_1)}{\Lambda(U_1, A_1) \Psi_1(L)} d\varpi \right. \\ & \left. + \frac{1}{F_1} \int_0^{\kappa_1} e^{-\xi_1 \varpi} f_1(\varpi) \ln \left(\frac{\Lambda(U(t - \varpi), A(t - \varpi))}{\Lambda(U, A)} \right) d\varpi \right] - \frac{\pi \varepsilon F_2}{\pi(\delta - \varepsilon F_2) + \delta \mu} \Lambda(U_1, A_1) \frac{\Psi_2(A) \Psi_1(L_1)}{\Psi_2(A_1) \Psi_1(L)} \\ & + \frac{\delta(\pi + \mu)}{\pi(\delta - \varepsilon F_2) + \delta \mu} \Lambda(U_1, A_1) \left[2 - \frac{1}{F_2} \int_0^{\kappa_2} e^{-\xi_2 \varpi} f_2(\varpi) \frac{\Psi_1(L(t - \varpi)) \Psi_2(A_1)}{\Psi_1(L_1) \Psi_2(A)} d\varpi \right. \end{aligned}$$

$$\begin{aligned}
& + \frac{1}{F_2} \int_0^{\kappa_2} e^{-\xi_2 \varpi} f_2(\varpi) \ln \left(\frac{\Psi_1(L(t-\varpi))}{\Psi_1(L)} \right) d\varpi \left] + \frac{\alpha(\pi + \mu)}{\pi F_1 F_2} \left(\Psi_2(A_1) - \frac{\gamma}{\rho} \right) \Psi_3(C) \\
& = \left(1 - \frac{\Lambda(U_1, A_1)}{\Lambda(U, A_1)} \right) (\Phi(U) - \Phi(U_1)) + \Lambda(U_1, A_1) \left(\frac{\Lambda(U, A)}{\Lambda(U, A_1)} - 1 - \frac{\Psi_2(A)}{\Psi_2(A_1)} + \frac{\Psi_2(A) \Lambda(U, A_1)}{\Psi_2(A_1) \Lambda(U, A)} \right) \\
& + \Lambda(U_1, A_1) \left[4 - \frac{\Lambda(U_1, A_1)}{\Lambda(U, A_1)} - \frac{\Psi_2(A) \Lambda(U, A_1)}{\Psi_2(A_1) \Lambda(U, A)} - \frac{1}{F_1} \int_0^{\kappa_1} e^{-\xi_1 \varpi} f_1(\varpi) \frac{\Lambda(U(t-\varpi), A(t-\varpi)) \Psi_1(L_1)}{\Lambda(U_1, A_1) \Psi_1(L)} d\varpi \right. \\
& + \frac{1}{F_1} \int_0^{\kappa_1} e^{-\xi_1 \varpi} f_1(\varpi) \ln \left(\frac{\Lambda(U(t-\varpi), A(t-\varpi))}{\Lambda(U, A)} \right) d\varpi - \frac{1}{F_2} \int_0^{\kappa_2} e^{-\xi_2 \varpi} f_2(\varpi) \frac{\Psi_1(L(t-\varpi)) \Psi_2(A_1)}{\Psi_1(L_1) \Psi_2(A)} d\varpi \\
& \left. + \frac{1}{F_2} \int_0^{\kappa_2} e^{-\xi_2 \varpi} f_2(\varpi) \ln \left(\frac{\Psi_1(L(t-\varpi))}{\Psi_1(L)} \right) d\varpi \right] - \frac{\pi \varepsilon F_2}{\pi(\delta - \varepsilon F_2) + \delta \mu} \Lambda(U_1, A_1) \frac{\Psi_2(A) \Psi_1(L_1)}{\Psi_2(A_1) \Psi_1(L)} \\
& - 2\Lambda(U_1, A_1) + \frac{1}{F_2} \Lambda(U_1, A_1) \int_0^{\kappa_2} e^{-\xi_2 \varpi} f_2(\varpi) \frac{\Psi_1(L(t-\varpi)) \Psi_2(A_1)}{\Psi_1(L_1) \Psi_2(A)} d\varpi \\
& - \frac{1}{F_2} \Lambda(U_1, A_1) \int_0^{\kappa_2} e^{-\xi_2 \varpi} f_2(\varpi) \ln \left(\frac{\Psi_1(L(t-\varpi))}{\Psi_1(L)} \right) d\varpi + \frac{\alpha(\pi + \mu)}{\pi F_1 F_2} \left(\Psi_2(A_1) - \frac{\gamma}{\rho} \right) \Psi_3(C) \\
& + \frac{\delta(\pi + \mu)}{\pi(\delta - \varepsilon F_2) + \delta \mu} \Lambda(U_1, A_1) \left[2 - \frac{1}{F_2} \int_0^{\kappa_2} e^{-\xi_2 \varpi} f_2(\varpi) \frac{\Psi_1(L(t-\varpi)) \Psi_2(A_1)}{\Psi_1(L_1) \Psi_2(A)} d\varpi \right. \\
& \left. + \frac{1}{F_2} \int_0^{\kappa_2} e^{-\xi_2 \varpi} f_2(\varpi) \ln \left(\frac{\Psi_1(L(t-\varpi))}{\Psi_1(L)} \right) d\varpi \right]. \tag{2.23}
\end{aligned}$$

Equation (2.23) can be written as:

$$\begin{aligned}
\frac{dT_1}{dt} & = \left(1 - \frac{\Lambda(U_1, A_1)}{\Lambda(U, A_1)} \right) (\Phi(U) - \Phi(U_1)) + \Lambda(U_1, A_1) \left(\frac{\Lambda(U, A)}{\Lambda(U, A_1)} - \frac{\Psi_2(A)}{\Psi_2(A_1)} \right) \left(1 - \frac{\Lambda(U, A_1)}{\Lambda(U, A)} \right) \\
& + \Lambda(U_1, A_1) \left[4 - \frac{\Lambda(U_1, A_1)}{\Lambda(U, A_1)} - \frac{\Psi_2(A) \Lambda(U, A_1)}{\Psi_2(A_1) \Lambda(U, A)} - \frac{1}{F_1} \int_0^{\kappa_1} e^{-\xi_1 \varpi} f_1(\varpi) \frac{\Lambda(U(t-\varpi), A(t-\varpi)) \Psi_1(L_1)}{\Lambda(U_1, A_1) \Psi_1(L)} d\varpi \right. \\
& + \frac{1}{F_1} \int_0^{\kappa_1} e^{-\xi_1 \varpi} f_1(\varpi) \ln \left(\frac{\Lambda(U(t-\varpi), A(t-\varpi))}{\Lambda(U, A)} \right) d\varpi - \frac{1}{F_2} \int_0^{\kappa_2} e^{-\xi_2 \varpi} f_2(\varpi) \frac{\Psi_1(L(t-\varpi)) \Psi_2(A_1)}{\Psi_1(L_1) \Psi_2(A)} d\varpi \\
& \left. + \frac{1}{F_2} \int_0^{\kappa_2} e^{-\xi_2 \varpi} f_2(\varpi) \ln \left(\frac{\Psi_1(L(t-\varpi))}{\Psi_1(L)} \right) d\varpi \right] + \frac{\pi \varepsilon}{\pi(\delta - \varepsilon F_2) + \delta \mu} \Lambda(U_1, A_1) \\
& \times \int_0^{\kappa_2} e^{-\xi_2 \varpi} f_2(\varpi) \left[2 - \frac{\Psi_2(A) \Psi_1(L_1)}{\Psi_2(A_1) \Psi_1(L)} - \frac{\Psi_1(L(t-\varpi)) \Psi_2(A_1)}{\Psi_1(L_1) \Psi_2(A)} + \ln \left(\frac{\Psi_1(L(t-\varpi))}{\Psi_1(L)} \right) \right] d\varpi
\end{aligned}$$

$$+ \frac{\alpha(\pi + \mu)}{\pi F_1 F_2} \left(\Psi_2(A_1) - \frac{\gamma}{\rho} \right) \Psi_3(C). \quad (2.24)$$

Equation (2.24) can be simplified as:

$$\begin{aligned} \frac{dT_1}{dt} = & \left(1 - \frac{\Lambda(U_1, A_1)}{\Lambda(U, A_1)} \right) (\Phi(U) - \Phi(U_1)) + \Lambda(U_1, A_1) \left(\frac{\Lambda(U, A)}{\Lambda(U, A_1)} - \frac{\Psi_2(A)}{\Psi_2(A_1)} \right) \left(1 - \frac{\Lambda(U, A_1)}{\Lambda(U, A)} \right) \\ & - \Lambda(U_1, A_1) \left[\mathcal{H} \left(\frac{\Lambda(U_1, A_1)}{\Lambda(U, A_1)} \right) + \frac{1}{F_1} \int_0^{\kappa_1} e^{-\xi_1 \varpi} f_1(\varpi) \mathcal{H} \left(\frac{\Lambda(U(t - \varpi), A(t - \varpi)) \Psi_1(L_1)}{\Lambda(U_1, A_1) \Psi_1(L)} \right) d\varpi \right. \\ & \left. + \mathcal{H} \left(\frac{\Psi_2(A) \Lambda(U, A_1)}{\Psi_2(A_1) \Lambda(U, A)} \right) + \frac{1}{F_2} \int_0^{\kappa_2} e^{-\xi_2 \varpi} f_2(\varpi) \mathcal{H} \left(\frac{\Psi_1(L(t - \varpi)) \Psi_2(A_1)}{\Psi_1(L_1) \Psi_2(A)} \right) d\varpi \right] \\ & - \frac{\pi \varepsilon F_2}{\pi(\delta - \varepsilon F_2) + \delta \mu} \Lambda(U_1, A_1) \left[\mathcal{H} \left(\frac{\Psi_2(A) \Psi_1(L_1)}{\Psi_2(A_1) \Psi_1(L)} \right) + \frac{1}{F_2} \int_0^{\kappa_2} e^{-\xi_2 \varpi} f_2(\varpi) \mathcal{H} \left(\frac{\Psi_1(L(t - \varpi)) \Psi_2(A_1)}{\Psi_1(L_1) \Psi_2(A)} \right) d\varpi \right] \\ & + \frac{\alpha(\pi + \mu)}{\pi F_1 F_2} (\Psi_2(A_1) - \Psi_2(A_2)) \Psi_3(C). \end{aligned}$$

Lemma 2 implies that, if $R_1 \leq 1$, then $A_1 \leq A_2$ and from Condition **C3** we get $\Psi_2(A_1) \leq \Psi_2(A_2)$. Therefore, if $R_1 \leq 1$, then $\frac{dT_1}{dt} \leq 0$, where $\frac{dT_1}{dt} = 0$ occurs at the equilibrium point EP_1 . Hence $\Upsilon'_1 = \{EP_1\}$ and then L-LAST guarantees the global asymptotic stability of EP_1 . \square

Theorem 3. *If $R_1 > 1$ and Conditions **C1–C4** are satisfied, then the infected equilibrium point with CTL immunity EP_2 is GAS.*

Proof. We define T_2 as:

$$\begin{aligned} T_2 = & U - U_2 - \int_{U_2}^U \frac{\Lambda(U_2, A_2)}{\Lambda(\eta, A_2)} d\eta + \frac{1}{F_1} \left(L - L_2 - \int_{L_2}^L \frac{\Psi_1(L_2)}{\Psi_1(\eta)} d\eta \right) \\ & + \frac{(\pi + \mu)}{\pi F_1 F_2} \left(A - A_2 - \int_{A_2}^A \frac{\Psi_2(A_2)}{\Psi_2(\eta)} d\eta \right) + \frac{\alpha(\pi + \mu)}{\rho \pi F_1 F_2} \left(C - C_2 - \int_{C_2}^C \frac{\Psi_3(C_2)}{\Psi_3(\eta)} d\eta \right) \\ & + \frac{1}{F_1} \Lambda(U_2, A_2) \int_0^{\kappa_1} e^{-\xi_1 \varpi} f_1(\varpi) \int_{t-\varpi}^t \mathcal{H} \left(\frac{\Lambda(U(\theta), A(\theta))}{\Lambda(U_2, A_2)} \right) d\theta d\varpi \\ & + \frac{(\pi + \mu)}{F_1 F_2} \Psi_1(L_2) \int_0^{\kappa_2} e^{-\xi_2 \varpi} f_2(\varpi) \int_{t-\varpi}^t \mathcal{H} \left(\frac{\Psi_1(L(\theta))}{\Psi_1(L_2)} \right) d\theta d\varpi. \end{aligned}$$

Clearly, $T_2(U, L, A, C) > 0$ for all $U, L, A, C > 0$ and $T_2(U_2, L_2, A_2, C_2) = 0$. Calculate $\frac{dT_2}{dt}$ as:

$$\begin{aligned} \frac{dT_2}{dt} = & \left(1 - \frac{\Lambda(U_2, A_2)}{\Lambda(U, A_2)} \right) \dot{U} + \frac{1}{F_1} \left(1 - \frac{\Psi_1(L_2)}{\Psi_1(L)} \right) \dot{L} + \frac{(\pi + \mu)}{\pi F_1 F_2} \left(1 - \frac{\Psi_2(A_2)}{\Psi_2(A)} \right) \dot{A} \\ & + \frac{\alpha(\pi + \mu)}{\rho \pi F_1 F_2} \left(1 - \frac{\Psi_3(C_2)}{\Psi_3(C)} \right) \dot{C} + \frac{1}{F_1} \int_0^{\kappa_1} e^{-\xi_1 \varpi} f_1(\varpi) (\Lambda(U, A) - \Lambda(U(t - \varpi), A(t - \varpi))) \end{aligned}$$

$$\begin{aligned}
& +\Lambda(U_2, A_2) \ln\left(\frac{\Lambda(U(t-\varpi), A(t-\varpi))}{\Lambda(U, A)}\right) d\varpi + \frac{(\pi + \mu)}{F_1 F_2} \int_0^{\kappa_2} e^{-\xi_2 \varpi} f_2(\varpi) \\
& \times \left(\Psi_1(L) - \Psi_1(L(t-\varpi)) + \Psi_1(L_2) \ln\left(\frac{\Psi_1(L(t-\varpi))}{\Psi_1(L)}\right) \right) d\varpi \\
& = \left(1 - \frac{\Lambda(U_2, A_2)}{\Lambda(U, A_2)} \right) (\Phi(U) - \Lambda(U, A)) \\
& + \frac{1}{F_1} \left(1 - \frac{\Psi_1(L_2)}{\Psi_1(L)} \right) \left(\int_0^{\kappa_1} e^{-\xi_1 \varpi} f_1(\varpi) \Lambda(U(t-\varpi), A(t-\varpi)) d\varpi + \varepsilon \Psi_2(A) - (\pi + \mu) \Psi_1(L) \right) \\
& + \frac{(\pi + \mu)}{\pi F_1 F_2} \left(1 - \frac{\Psi_2(A_2)}{\Psi_2(A)} \right) \left(\pi \int_0^{\kappa_2} e^{-\xi_2 \varpi} f_2(\varpi) \Psi_1(L(t-\varpi)) d\varpi - \delta \Psi_2(A) - \alpha \Psi_2(A) \Psi_3(C) \right) \\
& + \frac{\alpha(\pi + \mu)}{\rho \pi F_1 F_2} \left(1 - \frac{\Psi_3(C_2)}{\Psi_3(C)} \right) (\rho \Psi_2(A) \Psi_3(C) - \gamma \Psi_3(C)) + \Lambda(U, A) + \frac{(\pi + \mu)}{F_1} \Psi_1(L) \\
& - \frac{1}{F_1} \int_0^{\kappa_1} e^{-\xi_1 \varpi} f_1(\varpi) \left(\Lambda(U(t-\varpi), A(t-\varpi)) d\varpi - \Lambda(U_2, A_2) \ln\left(\frac{\Lambda(U(t-\varpi), A(t-\varpi))}{\Lambda(U, A)}\right) \right) d\varpi \\
& - \frac{(\pi + \mu)}{F_1 F_2} \int_0^{\kappa_2} e^{-\xi_2 \varpi} f_2(\varpi) \left(\Psi_1(L(t-\varpi)) d\varpi - \Psi_1(L_2) \ln\left(\frac{\Psi_1(L(t-\varpi))}{\Psi_1(L)}\right) \right) d\varpi.
\end{aligned}$$

Collecting terms we get

$$\begin{aligned}
\frac{dT_2}{dt} & = \left(1 - \frac{\Lambda(U_2, A_2)}{\Lambda(U, A_2)} \right) \Phi(U) + \Lambda(U_2, A_2) \frac{\Lambda(U, A)}{\Lambda(U, A_2)} \\
& - \frac{1}{F_1} \frac{\Psi_1(L_2)}{\Psi_1(L)} \int_0^{\kappa_1} e^{-\xi_1 \varpi} f_1(\varpi) \Lambda(U(t-\varpi), A(t-\varpi)) d\varpi \\
& + \frac{\varepsilon}{F_1} \Psi_2(A) - \frac{\varepsilon}{F_1} \frac{\Psi_2(A) \Psi_1(L_2)}{\Psi_1(L)} + \frac{(\pi + \mu)}{F_1} \Psi_1(L_2) \\
& - \frac{(\pi + \mu)}{F_1 F_2} \frac{\Psi_2(A_2)}{\Psi_2(A)} \int_0^{\kappa_2} e^{-\xi_2 \varpi} f_2(\varpi) \Psi_1(L(t-\varpi)) d\varpi \\
& - \frac{\delta(\pi + \mu)}{\pi F_1 F_2} \Psi_2(A) + \frac{\delta(\pi + \mu)}{\pi F_1 F_2} \Psi_2(A_2) + \frac{\alpha(\pi + \mu)}{\pi F_1 F_2} \Psi_2(A_2) \Psi_3(C) \\
& - \frac{\alpha(\pi + \mu)}{\pi F_1 F_2} \Psi_2(A) \Psi_3(C_2) - \frac{\alpha\gamma(\pi + \mu)}{\rho \pi F_1 F_2} \Psi_3(C) + \frac{\alpha\gamma(\pi + \mu)}{\rho \pi F_1 F_2} \Psi_3(C_2) \\
& + \frac{1}{F_1} \Lambda(U_2, A_2) \int_0^{\kappa_1} e^{-\xi_1 \varpi} f_1(\varpi) \ln\left(\frac{\Lambda(U(t-\varpi), A(t-\varpi))}{\Lambda(U, A)}\right) d\varpi
\end{aligned}$$

$$+ \frac{(\pi + \mu)}{F_1 F_2} \Psi_1(L_2) \int_0^{\kappa_2} e^{-\xi_2 \varpi} f_2(\varpi) \ln \left(\frac{\Psi_1(L(t - \varpi))}{\Psi_1(L)} \right) d\varpi.$$

Using $\Phi(U_2) = \Lambda(U_2, A_2)$ we obtain

$$\begin{aligned} \frac{dT_2}{dt} &= \left(1 - \frac{\Lambda(U_2, A_2)}{\Lambda(U, A_2)}\right) (\Phi(U) - \Phi(U_2)) + \Lambda(U_2, A_2) \left(1 - \frac{\Lambda(U_2, A_2)}{\Lambda(U, A_2)}\right) + \Lambda(U_2, A_2) \frac{\Lambda(U, A)}{\Lambda(U, A_2)} \\ &+ \frac{1}{F_1} \left(\varepsilon \Psi_2(A_2) - \frac{(\pi + \mu)}{\pi F_2} (\delta \Psi_2(A_2) + \alpha \Psi_2(A_2) \Psi_3(C_2)) \right) \frac{\Psi_2(A)}{\Psi_2(A_2)} + \frac{(\pi + \mu)}{F_1} \Psi_1(L_2) \\ &- \frac{1}{F_1} \Lambda(U_2, A_2) \int_0^{\kappa_1} e^{-\xi_1 \varpi} f_1(\varpi) \frac{\Lambda(U(t - \varpi), A(t - \varpi)) \Psi_1(L_2)}{\Lambda(U_2, A_2) \Psi_1(L)} d\varpi - \frac{\varepsilon}{F_1} \Psi_2(A_2) \frac{\Psi_2(A) \Psi_1(L_2)}{\Psi_2(A_2) \Psi_1(L)} \\ &- \frac{(\pi + \mu)}{F_1 F_2} \Psi_1(L_2) \int_0^{\kappa_2} e^{-\xi_2 \varpi} f_2(\varpi) \frac{\Psi_1(L(t - \varpi)) \Psi_2(A_2)}{\Psi_1(L_2) \Psi_2(A)} d\varpi + \frac{(\pi + \mu)}{\pi F_1 F_2} \left(\delta \Psi_2(A_2) + \frac{\alpha \gamma}{\rho} \Psi_3(C_2) \right) \\ &+ \frac{\alpha(\pi + \mu)}{\pi F_1 F_2} \left(\Psi_2(A_2) - \frac{\gamma}{\rho} \right) \Psi_3(C_2) + \frac{1}{F_1} \Lambda(U_2, A_2) \int_0^{\kappa_1} e^{-\xi_1 \varpi} f_1(\varpi) \ln \left(\frac{\Lambda(U(t - \varpi), A(t - \varpi))}{\Lambda(U, A)} \right) d\varpi \\ &+ \frac{(\pi + \mu)}{F_1 F_2} \Psi_1(L_2) \int_0^{\kappa_2} e^{-\xi_2 \varpi} f_2(\varpi) \ln \left(\frac{\Psi_1(L(t - \varpi))}{\Psi_1(L)} \right) d\varpi. \end{aligned}$$

Using the equilibrium point conditions for EP_2 :

$$\begin{aligned} \Lambda(U_2, A_2) &= \frac{1}{F_1} ((\pi + \mu) \Psi_1(L_2) - \varepsilon \Psi_2(A_2)), \\ \pi \Psi_1(L_2) &= \frac{1}{F_2} (\delta \Psi_2(A_2) + \alpha \Psi_2(A_2) \Psi_3(C_2)), \\ \Psi_2(A_2) &= \frac{\gamma}{\rho}, \end{aligned}$$

we obtain

$$\begin{aligned} \frac{dT_2}{dt} &= \left(1 - \frac{\Lambda(U_2, A_2)}{\Lambda(U, A_2)}\right) (\Phi(U) - \Phi(U_2)) + \Lambda(U_2, A_2) \left(1 - \frac{\Lambda(U_2, A_2)}{\Lambda(U, A_2)}\right) + \Lambda(U_2, A_2) \frac{\Lambda(U, A)}{\Lambda(U, A_2)} \\ &+ \frac{1}{F_1} (\varepsilon \Psi_2(A_2) - (\pi + \mu) \Psi_1(L_2)) \frac{\Psi_2(A)}{\Psi_2(A_2)} + \frac{2(\pi + \mu)}{F_1} \Psi_1(L_2) - \frac{\varepsilon}{F_1} \Psi_2(A_2) \frac{\Psi_2(A) \Psi_1(L_2)}{\Psi_2(A_2) \Psi_1(L)} \\ &- \frac{1}{F_1} \Lambda(U_2, A_2) \int_0^{\kappa_1} e^{-\xi_1 \varpi} f_1(\varpi) \frac{\Lambda(U(t - \varpi), A(t - \varpi)) \Psi_1(L_2)}{\Lambda(U_2, A_2) \Psi_1(L)} d\varpi \\ &- \frac{(\pi + \mu)}{F_1 F_2} \Psi_1(L_2) \int_0^{\kappa_2} e^{-\xi_2 \varpi} f_2(\varpi) \frac{\Psi_1(L(t - \varpi)) \Psi_2(A_2)}{\Psi_1(L_2) \Psi_2(A)} d\varpi \\ &+ \frac{1}{F_1} \Lambda(U_2, A_2) \int_0^{\kappa_1} e^{-\xi_1 \varpi} f_1(\varpi) \ln \left(\frac{\Lambda(U(t - \varpi), A(t - \varpi))}{\Lambda(U, A)} \right) d\varpi \end{aligned}$$

$$\begin{aligned}
& + \frac{(\pi + \mu)}{F_1 F_2} \Psi_1(L_2) \int_0^{\kappa_2} e^{-\xi_2 \varpi} f_2(\varpi) \ln \left(\frac{\Psi_1(L(t - \varpi))}{\Psi_1(L)} \right) d\varpi \\
& = \left(1 - \frac{\Lambda(U_2, A_2)}{\Lambda(U, A_2)} \right) (\Phi(U) - \Phi(U_2)) + \Lambda(U_2, A_2) \left(\frac{\Lambda(U, A)}{\Lambda(U, A_2)} - \frac{\Psi_2(A)}{\Psi_2(A_2)} \right) \\
& + \Lambda(U_2, A_2) \left[1 - \frac{\Lambda(U_2, A_2)}{\Lambda(U, A_2)} - \frac{1}{F_1} \int_0^{\kappa_1} e^{-\xi_1 \varpi} f_1(\varpi) \frac{\Lambda(U(t - \varpi), A(t - \varpi)) \Psi_1(L_2)}{\Lambda(U_2, A_2) \Psi_1(L)} d\varpi \right. \\
& + \left. \frac{1}{F_1} \int_0^{\kappa_1} e^{-\xi_1 \varpi} f_1(\varpi) \ln \left(\frac{\Lambda(U(t - \varpi), A(t - \varpi))}{\Lambda(U, A)} \right) d\varpi \right] - \frac{\varepsilon}{F_1} \Psi_2(A_2) \frac{\Psi_2(A) \Psi_1(L_2)}{\Psi_2(A_2) \Psi_1(L)} \\
& + \frac{(\pi + \mu)}{F_1} \Psi_1(L_2) \left[2 - \frac{1}{F_2} \int_0^{\kappa_2} e^{-\xi_2 \varpi} f_2(\varpi) \frac{\Psi_1(L(t - \varpi)) \Psi_2(A_2)}{\Psi_1(L_2) \Psi_2(A)} d\varpi \right. \\
& + \left. \frac{1}{F_2} \int_0^{\kappa_2} e^{-\xi_2 \varpi} f_2(\varpi) \ln \left(\frac{\Psi_1(L(t - \varpi))}{\Psi_1(L)} \right) d\varpi \right]. \tag{2.26}
\end{aligned}$$

Equation (2.26) can be written as:

$$\begin{aligned}
\frac{dT_2}{dt} & = \left(1 - \frac{\Lambda(U_2, A_2)}{\Lambda(U, A_2)} \right) (\Phi(U) - \Phi(U_2)) + \Lambda(U_2, A_2) \left(\frac{\Lambda(U, A)}{\Lambda(U, A_2)} - 1 - \frac{\Psi_2(A)}{\Psi_2(A_2)} + \frac{\Psi_2(A) \Lambda(U, A_2)}{\Psi_2(A_2) \Lambda(U, A)} \right) \\
& + \Lambda(U_2, A_2) \left[4 - \frac{\Lambda(U_2, A_2)}{\Lambda(U, A_2)} - \frac{\Psi_2(A) \Lambda(U, A_2)}{\Psi_2(A_2) \Lambda(U, A)} - \frac{1}{F_1} \int_0^{\kappa_1} e^{-\xi_1 \varpi} f_1(\varpi) \frac{\Lambda(U(t - \varpi), A(t - \varpi)) \Psi_1(L_2)}{\Lambda(U_2, A_2) \Psi_1(L)} d\varpi \right. \\
& + \frac{1}{F_1} \int_0^{\kappa_1} e^{-\xi_1 \varpi} f_1(\varpi) \ln \left(\frac{\Lambda(U(t - \varpi), A(t - \varpi))}{\Lambda(U, A)} \right) d\varpi - \frac{1}{F_2} \int_0^{\kappa_2} e^{-\xi_2 \varpi} f_2(\varpi) \frac{\Psi_1(L(t - \varpi)) \Psi_2(A_2)}{\Psi_1(L_2) \Psi_2(A)} d\varpi \\
& + \left. \frac{1}{F_2} \int_0^{\kappa_2} e^{-\xi_2 \varpi} f_2(\varpi) \ln \left(\frac{\Psi_1(L(t - \varpi))}{\Psi_1(L)} \right) d\varpi \right] - \frac{\varepsilon}{F_1} \Psi_2(A_2) \frac{\Psi_2(A) \Psi_1(L_2)}{\Psi_2(A_2) \Psi_1(L)} - 2\Lambda(U_2, A_2) \\
& + \frac{1}{F_2} \Lambda(U_2, A_2) \int_0^{\kappa_2} e^{-\xi_2 \varpi} f_2(\varpi) \left(\frac{\Psi_1(L(t - \varpi)) \Psi_2(A_2)}{\Psi_1(L_2) \Psi_2(A)} - \ln \left(\frac{\Psi_1(L(t - \varpi))}{\Psi_1(L)} \right) \right) d\varpi \\
& + \frac{(\pi + \mu)}{F_1} \Psi_1(L_2) \left[2 - \frac{1}{F_2} \int_0^{\kappa_2} e^{-\xi_2 \varpi} f_2(\varpi) \left(\frac{\Psi_1(L(t - \varpi)) \Psi_2(A_2)}{\Psi_1(L_2) \Psi_2(A)} - \ln \left(\frac{\Psi_1(L(t - \varpi))}{\Psi_1(L)} \right) \right) d\varpi \right] \\
& = \left(1 - \frac{\Lambda(U_2, A_2)}{\Lambda(U, A_2)} \right) (\Phi(U) - \Phi(U_2)) + \Lambda(U_2, A_2) \left(\frac{\Lambda(U, A)}{\Lambda(U, A_2)} - \frac{\Psi_2(A)}{\Psi_2(A_2)} \right) \left(1 - \frac{\Lambda(U, A_2)}{\Lambda(U, A)} \right) \\
& + \Lambda(U_2, A_2) \left[4 - \frac{\Lambda(U_2, A_2)}{\Lambda(U, A_2)} - \frac{\Psi_2(A) \Lambda(U, A_2)}{\Psi_2(A_2) \Lambda(U, A)} - \frac{1}{F_1} \int_0^{\kappa_1} e^{-\xi_1 \varpi} f_1(\varpi) \frac{\Lambda(U(t - \varpi), A(t - \varpi)) \Psi_1(L_2)}{\Lambda(U_2, A_2) \Psi_1(L)} d\varpi \right.
\end{aligned}$$

$$\begin{aligned}
& + \frac{1}{F_1} \int_0^{\kappa_1} e^{-\xi_1 \varpi} f_1(\varpi) \ln \left(\frac{\Lambda(U(t-\varpi), A(t-\varpi))}{\Lambda(U, A)} \right) d\varpi - \frac{1}{F_2} \int_0^{\kappa_2} e^{-\xi_2 \varpi} f_2(\varpi) \frac{\Psi_1(L(t-\varpi)) \Psi_2(A_2)}{\Psi_1(L_2) \Psi_2(A)} d\varpi \\
& + \frac{1}{F_2} \int_0^{\kappa_2} e^{-\xi_2 \varpi} f_2(\varpi) \ln \left(\frac{\Psi_1(L(t-\varpi))}{\Psi_1(L)} \right) d\varpi \left. + \frac{\varepsilon}{F_1} \Psi_2(A_2) \left[2 - \frac{\Psi_2(A) \Psi_1(L_2)}{\Psi_2(A_2) \Psi_1(L)} \right. \right. \\
& \left. \left. - \frac{1}{F_2} \int_0^{\kappa_2} e^{-\xi_2 \varpi} f_2(\varpi) \frac{\Psi_1(L(t-\varpi)) \Psi_2(A_2)}{\Psi_1(L_2) \Psi_2(A)} d\varpi + \frac{1}{F_2} \int_0^{\kappa_2} e^{-\xi_2 \varpi} f_2(\varpi) \ln \left(\frac{\Psi_1(L(t-\varpi))}{\Psi_1(L)} \right) d\varpi \right].
\end{aligned}$$

Using Eqs (2.16) and (2.18) we get

$$\begin{aligned}
\frac{dT_2}{dt} & = \left(1 - \frac{\Lambda(U_2, A_2)}{\Lambda(U, A_2)} \right) (\Phi(U) - \Phi(U_2)) + \Lambda(U_2, A_2) \left(\frac{\Lambda(U, A)}{\Lambda(U, A_2)} - \frac{\Psi_2(A)}{\Psi_2(A_2)} \right) \left(1 - \frac{\Lambda(U, A_2)}{\Lambda(U, A)} \right) \\
& - \Lambda(U_2, A_2) \left[\mathcal{H} \left(\frac{\Lambda(U_2, A_2)}{\Lambda(U, A_2)} \right) + \frac{1}{F_1} \int_0^{\kappa_1} e^{-\xi_1 \varpi} f_1(\varpi) \mathcal{H} \left(\frac{\Lambda(U(t-\varpi), A(t-\varpi)) \Psi_1(L_2)}{\Lambda(U_2, A_2) \Psi_1(L)} \right) d\varpi \right. \\
& \left. + \mathcal{H} \left(\frac{\Psi_2(A) \Lambda(U, A_2)}{\Psi_2(A_2) \Lambda(U, A)} \right) + \frac{1}{F_2} \int_0^{\kappa_2} e^{-\xi_2 \varpi} f_2(\varpi) \mathcal{H} \left(\frac{\Psi_1(L(t-\varpi)) \Psi_2(A_2)}{\Psi_1(L_2) \Psi_2(A)} \right) d\varpi \right] \\
& - \frac{\varepsilon}{F_1} \Psi_2(A_2) \left[\mathcal{H} \left(\frac{\Psi_2(A) \Psi_1(L_2)}{\Psi_2(A_2) \Psi_1(L)} \right) + \frac{1}{F_2} \int_0^{\kappa_2} e^{-\xi_2 \varpi} f_2(\varpi) \mathcal{H} \left(\frac{\Psi_1(L(t-\varpi)) \Psi_2(A_2)}{\Psi_1(L_2) \Psi_2(A)} \right) d\varpi \right].
\end{aligned}$$

Hence, if $R_1 > 1$, then $U_2, L_2, A_2, C_2 > 0$. From Conditions **C1**, **C2** and **C4**, we get that $\frac{dT_2}{dt} \leq 0$ and $\frac{dT_2}{dt} = 0$ when $U = U_2, L = L_2$ and $A = A_2$. The solutions of the system converge to Υ'_2 which has elements with $U = U_2, L = L_2$ and $A = A_2$. It follows that $\dot{A} = 0$ and Eq (2.8) becomes

$$\begin{aligned}
0 & = \pi F_2 \Psi_1(L_2) - \delta \Psi_2(A_2) - \alpha \Psi_2(A_2) \Psi_3(C(t)) \\
& \implies C(t) = C_2 \text{ for all } t,
\end{aligned}$$

and hence $\Upsilon'_2 = \{EP_2\}$. L-LAST implies the global asymptotic stability of EP_2 . \square

3. Special case of the distributed-time delay

In this section, we take a particular form of the probability distributed functions as:

$$f_i(\varpi) = \Delta(\varpi - \tau_i), \quad i = 1, 2,$$

where $\Delta(\cdot)$ is the Dirac delta function and $\tau_i, i = 1, 2$ are constants. When $\kappa_i \rightarrow \infty, i = 1, 2$, we have

$$\begin{aligned}
\int_0^{\infty} f_i(\varpi) d\varpi & = 1, \\
\int_0^{\infty} \Delta(\varpi - \tau_i) e^{-\xi_i \varpi} d\varpi & = e^{-\xi_i \tau_i}.
\end{aligned}$$

Moreover,

$$\int_0^\infty \Delta(\varpi - \tau_1) e^{-\xi_1 \varpi} \Lambda(U(t - \varpi), A(t - \varpi)) d\varpi = e^{-\xi_1 \tau_1} \Lambda(U(t - \tau_1), A(t - \tau_1)),$$

$$\int_0^\infty \Delta(\varpi - \tau_2) e^{-\xi_2 \varpi} \Psi_1(L(t - \varpi)) d\varpi = e^{-\xi_2 \tau_2} \Psi_1(L(t - \tau_2)),$$

Hence, models (2.6)–(2.9) will reduce to the following model with discrete-time delays:

$$\dot{U} = \Phi(U(t)) - \Lambda(U(t), A(t)), \quad (3.1)$$

$$\dot{L} = e^{-\xi_1 \tau_1} \Lambda(U(t - \tau_1), A(t - \tau_1)) + \varepsilon \Psi_2(A(t)) - (\pi + \mu) \Psi_1(L(t)), \quad (3.2)$$

$$\dot{A} = \pi e^{-\xi_2 \tau_2} \Psi_1(L(t - \tau_2)) - \delta \Psi_2(A(t)) - \alpha \Psi_2(A(t)) \Psi_3(C(t)), \quad (3.3)$$

$$\dot{C} = \rho \Psi_2(A(t)) \Psi_3(C(t)) - \gamma \Psi_3(C(t)). \quad (3.4)$$

Similar to the proof of Proposition 1, one can show that the solutions of systems (3.1)–(3.4) are non-negative and ultimately bounded.

Corollary 1. Consider systems (3.1)–(3.4) and suppose that **C1–C4** are satisfied, then there exist two positive threshold numbers R_0 and R_1 with $R_0 > R_1$ such that:

- (a) If $R_0 \leq 1$, then there exists a single equilibrium point EP_0 .
- (b) If $R_1 \leq 1 < R_0$, then there exist two equilibrium points EP_0 and EP_1 .
- (c) If $R_1 > 1$, then there exist three equilibrium points EP_0 , EP_1 and EP_2 .

The proof can be completed as the same as given in Lemma 1 by replacing F_i by $e^{-\xi_i \tau_i}$, $i = 1, 2$. The parameters R_0 and R_1 for system (3.1)–(3.4) are given by

$$R_0 = \frac{\varrho^S}{\Psi_2'(0)} \frac{\partial \Lambda(U_0, 0)}{\partial A}, \quad R_1 = \varrho^S \frac{\Lambda(U_2, A_2)}{\Psi_2(A_2)},$$

where $\varrho^S = \frac{\pi e^{-\xi_1 \tau_1 - \xi_2 \tau_2}}{\pi(\delta - \varepsilon e^{-\xi_2 \tau_2}) + \delta \mu}$.

We can obtain the global dynamics of models (3.1)–(3.4) as follows:

Corollary 2. Consider systems (3.1)–(3.4) and suppose that Conditions **C1–C4** are satisfied.

- (i) If $R_0 \leq 1$, then the equilibrium point EP_0 is GAS.
- (ii) If $R_1 \leq 1 < R_0$, then the infected equilibrium point without CTL immunity EP_1 is GAS.
- (iii) If $R_1 > 1$, then the infected equilibrium point with CTL immunity EP_2 is GAS.

Proof. (i) We consider the Lyapunov function T_0 as:

$$T_0 = U - U_0 - \int_{U_0}^U \lim_{A \rightarrow 0^+} \frac{\Lambda(U_0, A)}{\Lambda(\eta, A)} d\eta + e^{\xi_1 \tau_1} L + \frac{(\pi + \mu) e^{\xi_1 \tau_1 + \xi_2 \tau_2}}{\pi} A$$

$$+ \frac{\alpha(\pi + \mu) e^{\xi_1 \tau_1 + \xi_2 \tau_2}}{\rho \pi} C + \int_{t-\tau_1}^t \Lambda(U(\theta), A(\theta)) d\theta + (\pi + \mu) e^{\xi_1 \tau_1} \int_{t-\tau_2}^t \Psi_1(L(\theta)) d\theta.$$

Following the proof of Theorem 1 we obtain $\frac{dT_0}{dt}$ as:

$$\frac{dT_0}{dt} \leq \left(1 - \frac{\partial \Lambda(U_0, 0)/\partial A}{\partial \Lambda(U, 0)/\partial A}\right) (\Phi(U) - \Phi(U_0)) + \frac{(\pi(\delta - \varepsilon e^{-\xi_2 \tau_2}) + \delta \mu) e^{\xi_1 \tau_1 + \xi_2 \tau_2}}{\pi} (R_0 - 1) \Psi_2(A)$$

$$- \frac{\alpha\gamma(\pi + \mu) e^{\xi_1\tau_1 + \xi_2\tau_2}}{\rho\pi} \Psi_3(C).$$

(ii) We define the Lyapunov function T_1 as:

$$\begin{aligned} T_1 = & U - U_1 - \int_{U_1}^U \frac{\Lambda(U_1, A_1)}{\Lambda(\eta, A_1)} d\eta + e^{\xi_1\tau_1} \left(L - L_1 - \int_{L_1}^L \frac{\Psi_1(L_1)}{\Psi_1(\eta)} d\eta \right) \\ & + \frac{(\pi + \mu) e^{\xi_1\tau_1 + \xi_2\tau_2}}{\pi} \left(A - A_1 - \int_{A_1}^A \frac{\Psi_2(A_1)}{\Psi_2(\eta)} d\eta \right) + \frac{\alpha(\pi + \mu) e^{\xi_1\tau_1 + \xi_2\tau_2}}{\rho\pi} C \\ & + \Lambda(U_1, A_1) \int_{t-\tau_1}^t \mathcal{H} \left(\frac{\Lambda(U(\theta), A(\theta))}{\Lambda(U_1, A_1)} \right) d\theta \\ & + (\pi + \mu) e^{\xi_1\tau_1} \Psi_1(L_1) \int_{t-\tau_2}^t \mathcal{H} \left(\frac{\Psi_1(L(\theta))}{\Psi_1(L_1)} \right) d\theta. \end{aligned}$$

Then, we follow the proof of Theorem 2 to get

$$\begin{aligned} \frac{dT_1}{dt} = & \left(1 - \frac{\Lambda(U_1, A_1)}{\Lambda(U, A_1)} \right) (\Phi(U) - \Phi(U_1)) + \Lambda(U_1, A_1) \left(\frac{\Lambda(U, A)}{\Lambda(U, A_1)} - \frac{\Psi_2(A)}{\Psi_2(A_1)} \right) \left(1 - \frac{\Lambda(U, A_1)}{\Lambda(U, A)} \right) \\ & - \Lambda(U_1, A_1) \left[\mathcal{H} \left(\frac{\Lambda(U_1, A_1)}{\Lambda(U, A_1)} \right) + \mathcal{H} \left(\frac{\Psi_2(A)\Lambda(U, A_1)}{\Psi_2(A_1)\Lambda(U, A)} \right) + \mathcal{H} \left(\frac{\Lambda(U(t-\tau_1), A(t-\tau_1))\Psi_1(L_1)}{\Lambda(U_1, A_1)\Psi_1(L)} \right) \right] \\ & + \mathcal{H} \left(\frac{\Psi_1(L(t-\tau_2))\Psi_2(A_1)}{\Psi_1(L_1)\Psi_2(A)} \right) - \frac{\pi\epsilon e^{-\xi_2\tau_2}}{(\pi(\delta - \epsilon e^{-\xi_2\tau_2}) + \delta\mu)} \Lambda(U_1, A_1) \left[\mathcal{H} \left(\frac{\Psi_2(A)\Psi_1(L_1)}{\Psi_2(A_1)\Psi_1(L)} \right) \right] \\ & + \mathcal{H} \left(\frac{\Psi_1(L(t-\tau_2))\Psi_2(A_1)}{\Psi_1(L_1)\Psi_2(A)} \right) + \frac{\alpha(\pi + \mu) e^{\xi_1\tau_1 + \xi_2\tau_2}}{\pi} \left(\Psi_2(A_1) - \frac{\gamma}{\rho} \right) \Psi_3(C). \end{aligned}$$

(iii) We define the Lyapunov function T_2 as:

$$\begin{aligned} T_2 = & U - U_2 - \int_{U_2}^U \frac{\Lambda(U_2, A_2)}{\Lambda(\eta, A_2)} d\eta + e^{\xi_1\tau_1} \left(L - L_2 - \int_{L_2}^L \frac{\Psi_1(L_2)}{\Psi_1(\eta)} d\eta \right) \\ & + \frac{(\pi + \mu) e^{\xi_1\tau_1 + \xi_2\tau_2}}{\pi} \left(A - A_2 - \int_{A_2}^A \frac{\Psi_2(A_2)}{\Psi_2(\eta)} d\eta \right) \\ & + \frac{\alpha(\pi + \mu) e^{\xi_1\tau_1 + \xi_2\tau_2}}{\rho\pi} \left(C - C_2 - \int_{C_2}^C \frac{\Psi_3(C_2)}{\Psi_3(\eta)} d\eta \right) \\ & + \Lambda(U_2, A_2) \int_{t-\tau_1}^t \mathcal{H} \left(\frac{\Lambda(U(\theta), A(\theta))}{\Lambda(U_2, A_2)} \right) d\theta \\ & + (\pi + \mu) e^{\xi_1\tau_1} \Psi_1(L_2) \int_{t-\tau_2}^t \mathcal{H} \left(\frac{\Psi_1(L(\theta))}{\Psi_1(L_2)} \right) d\theta. \end{aligned}$$

Following the proof of Theorem 3 we obtain $\frac{dT_2}{dt}$ as:

$$\begin{aligned} \frac{dT_2}{dt} = & \left(1 - \frac{\Lambda(U_2, A_2)}{\Lambda(U, A_2)} \right) (\Phi(U) - \Phi(U_2)) + \Lambda(U_2, A_2) \left(\frac{\Lambda(U, A)}{\Lambda(U, A_2)} - \frac{\Psi_2(A)}{\Psi_2(A_2)} \right) \left(1 - \frac{\Lambda(U, A_2)}{\Lambda(U, A)} \right) \\ & - \Lambda(U_2, A_2) \left[\mathcal{H} \left(\frac{\Lambda(U_2, A_2)}{\Lambda(U, A_2)} \right) + \mathcal{H} \left(\frac{\Psi_2(A)\Lambda(U, A_2)}{\Psi_2(A_2)\Lambda(U, A)} \right) + \mathcal{H} \left(\frac{\Lambda(U(t-\tau_1), A(t-\tau_1))\Psi_1(L_2)}{\Lambda(U_2, A_2)\Psi_1(L)} \right) \right] \end{aligned}$$

$$+\mathcal{H}\left(\frac{\Psi_1(L(t-\tau_2))\Psi_2(A_2)}{\Psi_1(L_2)\Psi_2(A)}\right)\Big] - \varepsilon e^{\xi_1\tau_1}\Psi_2(A_2)\left[\mathcal{H}\left(\frac{\Psi_2(A)\Psi_1(L_2)}{\Psi_2(A_2)\Psi_1(L)}\right) + \mathcal{H}\left(\frac{\Psi_1(L(t-\tau_2))\Psi_2(A_2)}{\Psi_1(L_2)\Psi_2(A)}\right)\right]. \quad (3.5)$$

Similar to the proofs of Theorems 1–3 one can complete the proof.

4. Numerical simulations

To illustrate and validate our theoretical results we present some numerical simulations for systems (3.1)–(3.4) with the following specific shapes of the general functions:

- Logistic function for the intrinsic growth rate of uninfected cells

$$\Phi(U) = \nu - \bar{\nu}U + \varsigma U \left(1 - \frac{U}{U_{\max}}\right),$$

- Crowley-Martin incidence rate

$$\Lambda(U, A) = \frac{\beta UA}{(1 + \eta_1 U)(1 + \eta_2 A)},$$

- Linear death rate of the cells

$$\Psi_i(s) = s, \quad i = 1, 2, 3.$$

Thus, systems (3.1)–(3.4) become

$$\dot{U}(t) = \nu - \bar{\nu}U(t) + \varsigma U(t) \left(1 - \frac{U(t)}{U_{\max}}\right) - \frac{\beta U(t)A(t)}{(1 + \eta_1 U(t))(1 + \eta_2 A(t))}, \quad (4.1)$$

$$\dot{L}(t) = e^{-\xi_1\tau_1} \frac{\beta U(t-\tau_1)A(t-\tau_1)}{(1 + \eta_1 U(t-\tau_1))(1 + \eta_2 A(t-\tau_1))} + \omega \varepsilon^* A(t) - (\pi + \mu)L(t), \quad (4.2)$$

$$\dot{A}(t) = \pi e^{-\xi_2\tau_2} L(t-\tau_2) + (1 - \omega)\varepsilon^* A(t) - \delta^* A(t) - \alpha A(t)C(t), \quad (4.3)$$

$$\dot{C}(t) = \rho A(t)C(t) - \gamma C(t). \quad (4.4)$$

Clearly $\Phi(0) = \nu > 0$ and $\Phi(U_0) = 0$, where $U_0 = \frac{U_{\max}}{2\varsigma} \left(\varsigma - \bar{\nu} + \sqrt{(\varsigma - \bar{\nu})^2 + \frac{4\nu\varsigma}{U_{\max}}}\right)$. It was mentioned in [16] that the term $\varsigma - \bar{\nu}$ is not necessary to be positive, therefore we assume that $\varsigma < \bar{\nu}$. We see that $\Phi'(U) = -\bar{\nu} + \varsigma - \frac{2\varsigma U}{U_{\max}} < 0$.

Obviously, $\Phi(U) > 0$ for all $U \in [0, U_0)$. Hence, Condition **C1** is satisfied. We note that $\Lambda(U, A) > 0$ for all $U, A > 0$ and $\Lambda(U, 0) = \Lambda(0, A) = 0$. Moreover, for all $U > 0, A > 0$ we have

$$\frac{\partial \Lambda(U, A)}{\partial U} = \frac{\beta A}{(1 + \eta_1 U)^2(1 + \eta_2 A)} > 0,$$

$$\frac{\partial \Lambda(U, A)}{\partial A} = \frac{\beta U}{(1 + \eta_1 U)(1 + \eta_2 A)^2} > 0,$$

$$\frac{\partial \Lambda(U, 0)}{\partial A} = \frac{\beta U}{1 + \eta_1 U} > 0,$$

Table 1. The data of models (4.1)–(4.4).

P	Value	Sources	P	Value	Sources
ν	10 cells mm ⁻³ day ⁻¹	[10, 14, 50]	μ	0.03 day ⁻¹	[1, 10, 14, 27]
$\bar{\nu}$	0.012 day ⁻¹	[10, 14, 26]	δ^*	0.03 day ⁻¹	[10, 14, 26]
ζ	0.03 day ⁻¹	[51, 52]	α	0.029 cells ⁻¹ mm ³ day ⁻¹	[14, 26, 54]
U_{\max}	1500 cells mm ⁻³	[51, 52]	ρ	Varies	Assumed
β	Varies	Assumed	γ	0.03 day ⁻¹	[10, 14, 26]
η_1	0.0013 cells ⁻¹ mm ³	[53]	ξ_1	1	Assumed
η_2	0.009 cells ⁻¹ mm ³	[53]	ξ_2	1	Assumed
ε^*	0.011 day ⁻¹	[27]	τ_1	Varies	Assumed
ω	0.9	[27]	τ_2	Varies	Assumed
π	0.003 day ⁻¹	[10, 13, 14, 26]			

$$\frac{d}{dU} \left(\frac{\partial \Lambda(U, 0)}{\partial A} \right) = \frac{\beta}{(1 + \eta_1 U)^2} > 0.$$

Then Condition **C2** is satisfied.

Also, we can see that $\Psi_i(s) > 0$, for all $s > 0$ and $\Psi_i(0) = 0, i = 1, 2, 3$. Moreover, $\Psi'_i(s) = 1 > 0, i = 1, 2, 3$ for all $s \geq 0$. Thus, Condition **C3** is satisfied. Finally, we have

$$\frac{\Lambda(U, A)}{\Psi_2(A)} = \frac{\beta U}{(1 + \eta_1 U)(1 + \eta_2 A)},$$

$$\frac{\partial}{\partial A} \left(\frac{\Lambda(U, A)}{\Psi_2(A)} \right) = \frac{-\eta_2 \beta U}{(1 + \eta_1 U)(1 + \eta_2 A)^2} < 0, \text{ for all } U, A > 0.$$

Thus, Condition **C4** is satisfied as well. We can also see that our example satisfied the global stability results (Theorems 1–3) with, R_0 and R_1 given by

$$R_0 = \frac{\beta \pi e^{-\xi_1 \tau_1 - \xi_2 \tau_2} U_0}{[\pi (\delta^* - (1 - \omega) \varepsilon^* - \omega \varepsilon^* e^{-\xi_2 \tau_2}) + (\delta^* - (1 - \omega) \varepsilon^*) \mu] (1 + \eta_1 U_0)},$$

$$R_1 = \frac{\beta \pi e^{-\xi_1 \tau_1 - \xi_2 \tau_2} U_2 \rho}{[\pi (\delta^* - (1 - \omega) \varepsilon^* - \omega \varepsilon^* e^{-\xi_2 \tau_2}) + (\delta^* - (1 - \omega) \varepsilon^*) \mu] (1 + \eta_1 U_2)(\rho + \eta_2 \gamma)},$$

where U_2 is the positive root of the equation

$$\nu - \bar{\nu} U + \zeta U \left(1 - \frac{U}{U_{\max}} \right) - \frac{\beta U \gamma}{(1 + \eta_1 U)(\rho + \eta_2 \gamma)} = 0.$$

We present some numerical results for models (4.1)–(4.4) to address the stability of equilibrium points. Further, we address the effect of time delays on the dynamical behavior of the system. All the simulations are done using the solver dde23 MATLAB.

4.1. Stability of equilibrium points

In this subsection, we illustrate our global stability results given in Theorems 1–3 by showing that from any selected initial conditions, the solution of the HTLV-I infection model will tend to one of the

three equilibrium points. Let us select three initial conditions as:

$$\text{IC1} : (U(\theta), L(\theta), A(\theta), C(\theta)) = (600, 150, 15, 4),$$

$$\text{IC2} : (U(\theta), L(\theta), A(\theta), C(\theta)) = (500, 200, 20, 3),$$

$$\text{IC3} : (U(\theta), L(\theta), A(\theta), C(\theta)) = (400, 250, 25, 2), \text{ where } \theta \in [-\max\{\tau_1, \tau_2\}, 0].$$

We fix the time delays τ_1 and τ_2 to become $\tau_1 = \tau_2 = 0.1$. We use the values of some parameters of models (4.1)–(4.4) given in Table 1 and establish the effect of the other parameters, β and ρ on the stability of the three equilibrium points. We investigate three cases as follows:

Case 1. ($R_0 \leq 1$): Choosing $\beta = 0.0001$ and $\rho = 0.0001$ which gives $R_0 = 0.1276 < 1$ and $R_1 = 0.0332 < 1$. Lemma 1 and Theorem 1 prove that the system has a single equilibrium point, EP_0 and it is GAS. Figure 1 shows that for all the three initials IC1-IC3, the concentrations of latently infected cells, actively infected cells and CTLs are tending to zero. In the mean time, the concentration of the uninfected cells tends to its healthy value $U_0 = 1288.15$. This case means that there is no HTLV-I infection in the body.

Case 2. ($R_1 \leq 1 < R_0$): We take $\beta = 0.004$ and $\rho = 0.0001$. So, we get $R_0 = 5.1054 > 1$ and $R_1 = 0.0936 < 1$. Based on Lemma 1 and Theorem 2, the infected equilibrium point without CTL immunity EP_1 exists. In such case, EP_1 is GAS. Figure 2 shows that the numerical simulations illustrate our theoretical result given in Theorem 2. The system's solutions converge to the equilibrium point $EP_1 = (144.65, 343.80, 32.29, 0)$ for all the three initials IC1-IC3. In this situation, the HTLV-I-patient has non-active CTL immunity.

Case 3. ($R_1 > 1$): We choose $\beta = 0.004$ and $\rho = 0.005$. Then, we calculate $R_0 = 5.1054 > 1$ and $R_1 = 4.2216 > 1$. Lemma 1 and Theorem 3 state that the infected equilibrium point with CTL immunity $EP_2 = (923.92, 263.87, 6, 3.12)$ exists and is GAS. Figure 3 displays the numerical solutions of the system converge to EP_2 for all the three initials IC1-IC3. The results support the theoretical results presented in Theorem 3. This case corresponds to an HTLV-I chronic infection with active CTL immunity.

4.2. Impact of the CTL immunity on the dynamics of HTLV-I

We observe that the values of the parameter α , ρ and γ have no effect on the value of R_0 . It means that, CTL immunity has no effect on the stability of the infection-free equilibrium point EP_0 . Now we address the effect of the proliferation rate constant of CTL ρ on the HTLV-I dynamics. Using the values of the parameters in Table 1 to solve the model (4.1)-(4.4) with initial condition IC2. We choose $\beta = 0.004$, $\tau_1 = \tau_2 = 0.1$. We can see from Table 2 that R_1 can be increased by increasing the value of ρ . We can see from Figure 4 when ρ is increased, the concentrations of uninfected cells and CTLs are increased, while the concentration of actively infected cells is decreased. Therefore, CTL immunity does not play the role in deleting the virus, but it has an important role in controlling the HTLV-I infection.

4.3. Impact of time delays τ_1 and τ_2 on the dynamics of HTLV-I

In this part, we study the effect of vary the time delays τ_1 and τ_2 on the HTLV-1 dynamics. Using the values of the parameters in Table 1 and considering $\beta = 0.004$ and $\rho = 0.001$ to solve the models

(4.1)–(4.4) with initial condition:

$$\text{IC4} : U(\theta) = 500, L(\theta) = 200, A(\theta) = 20 \text{ and } C(\theta) = 0.2 \text{ where } \theta \in [-\max\{\tau_1, \tau_2\}, 0].$$

Consider $\tau = \tau_1 = \tau_2$, then R_0 and R_1 can be given as functions of τ as follows:

$$R_0(\tau) = \frac{\beta\pi e^{-(\xi_1+\xi_2)\tau} U_0}{[\pi\omega\varepsilon^* e^{-\xi_2\tau} - (\pi + \mu)(\delta^* - (1 - \omega)\varepsilon^*)](1 + \eta_1 U_0)}.$$

$$R_1(\tau) = \frac{\beta\pi e^{-(\xi_1+\xi_2)\tau} U_2 \rho}{[\pi\omega\varepsilon^* e^{-\xi_2\tau} - (\pi + \mu)(\delta^* - (1 - \omega)\varepsilon^*)](1 + \eta_1 U_2)(\rho + \eta_2 \gamma)}.$$

We note that R_0 and R_1 are decreasing functions of τ . Let τ_{CR_0} and τ_{CR_1} be such that $R_0(\tau_{CR_0}) = 1$ and $R_1(\tau_{CR_1}) = 1$. Using the values of the parameters in Table 1 and considering $\beta = 0.004$ and $\rho = 0.001$, we obtain $\tau_{CR_0} = 0.907187$ and $\tau_{CR_1} = 0.142356$. Therefore, we have the following cases:

- (a) if $\tau \geq 0.907187$, then $R_0(\tau) \leq 1$ and EP_0 is GAS;
- (b) if $0.142356 \leq \tau < 0.907187$, then $R_1(\tau) \leq 1 < R_0(\tau)$ and EP_1 is GAS;
- (c) if $\tau < 0.142356$, then $R_1(\tau) > 1$ and EP_2 is GAS.

It is clear from Figure 5 that as τ increases, the concentration of uninfected CD4⁺T cells is increased and the other concentrations are decreased. In Table 3 we calculate the values of R_0 and R_1 as functions of τ . We note that, when τ is increased, the values of both R_0 and R_1 are decreased. We can see from the above discussion that increasing time delays values can have similar effect as antiviral treatments.

5. Conclusions and discussion

In this work, we proposed and examined a general HTLV-I infection models with CTL immunity and mitotic transmission of actively infected cells. We introduce two intracellular distributed-time delays into the models: (i) delay in the formation of latently infected cells, (ii) delay in the activation of latently infected cells. We constructed the model with more general nonlinear functions for the generation/stimulation and clearance rates of all compartments as well as the incidence rate of infection. We established some conditions on such general functions and determined two threshold numbers R_0 and R_1 which control the existence and global stability of the three equilibrium points. We formulated Lyapunov functions and used L-LAST to establish the global asymptotic stability of the equilibrium points. We proved that

- If $R_0 \leq 1$, then the infection-free equilibrium point EP_0 is GAS. This result suggests that when $R_0 \leq 1$, the HTLV-I infection is predicted to die out regardless of the initial conditions. From a control viewpoint, making $R_0 \leq 1$ will be an ideal way but HTLV-I infection is lifelong, and the viruses are rarely cleared.
- If $R_1 \leq 1 < R_0$, then the infected equilibrium point without CTL immunity EP_1 is GAS. This result establishes that when $R_1 \leq 1 < R_0$, the HTLV-I infection with inactive CTL immunity is always established regardless of the initial conditions.
- If $R_1 > 1$, then the infected equilibrium point with CTL immunity EP_2 is GAS. This result illustrates that when $R_1 > 1$, the HTLV-I infection with active CTL immunity is always established

regardless of the initial conditions. This implies that the infection becomes chronic and the CTL immune response is persistent. In cases $R_1 \leq 1 < R_0$ and $R_1 > 1$, the individuals have a high risk of developing HAM/TSP and can be characterized as the HAM/TSP patients.

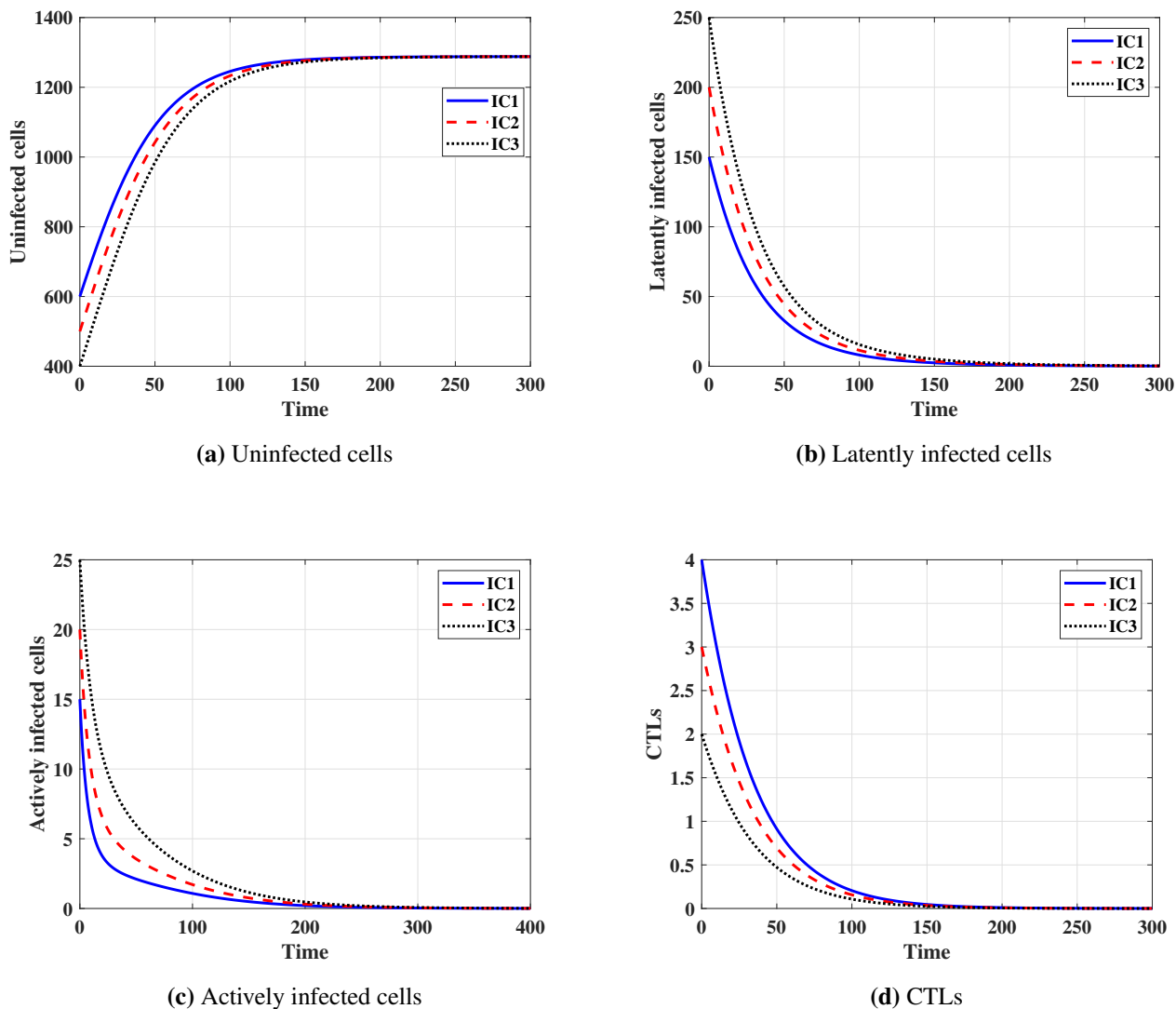


Figure 1. Solutions of systems (4.1)–(4.4) with initial conditions IC1–IC3 in case of $R_0 \leq 1$, (a) Uninfected cells; (b) Latently infected cells; (c) Actively infected cells; (d) CTLs.

Table 2. The values of R_1 for models (4.1)–(4.4) with selected values of ρ .

ρ	0.0001	0.0005	0.001	0.002	0.005	0.01
R_1	0.094	0.50	1.09	2.47	4.22	4.69

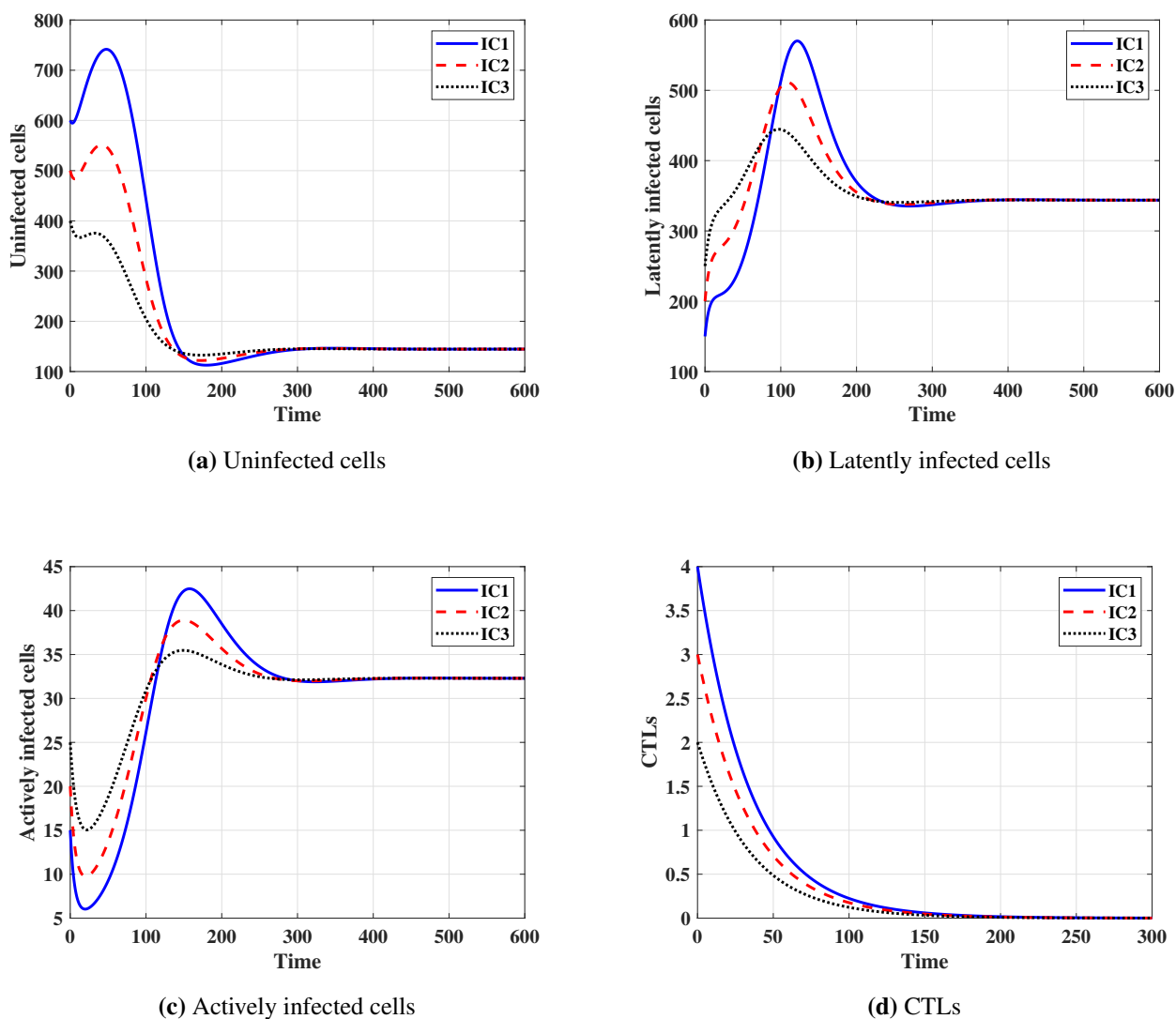


Figure 2. Solutions of systems (4.1)–(4.4) with initial conditions IC1-IC3 in case of $R_1 \leq 1 < R_0$, (a) Uninfected cells; (b) Latently infected cells; (c) Actively infected cells; (d) CTLs.

We studied the global stability of a general HTLV-I model with discrete-time delays as a special case of the model with distributed-time delays when the probability distributed function is given by Dirac delta function. To support the obtained theoretical results, we conducted numerical simulations for the model with discrete-time delays, logistic form for the intrinsic growth rate of uninfected cells, Crowley-Martin incidence rate and linear death rate of the cells. We discussed the impacts of the proliferation of CTLs on the HTLV-I dynamics. We noted that the CTL immunity does not play the role in deleting the virus from the body, but it has an important role in controlling and suppressing the HTLV-I infection. We showed that the parameter ρ has a significant effect of the dynamical behavior of the HTLV-I. The effect of the time delays on the HTLV-I dynamics was discussed. We established that, when all other parameters are fixed and delays are sufficiently large, R_0 becomes less than one, which makes the infection-free equilibrium point EP_0 globally asymptotically stable. From a biological viewpoint, time

delays play positive roles in the HTLV-I infection process in order to eliminate the virus. Sufficiently large time delays makes the HTLV-I development slower, and the HTLV-I is controlled and disappears. This gives us some suggestions on new drugs to prolong the time of formation of latent infected cells, or the time of activation of latent infected cells.

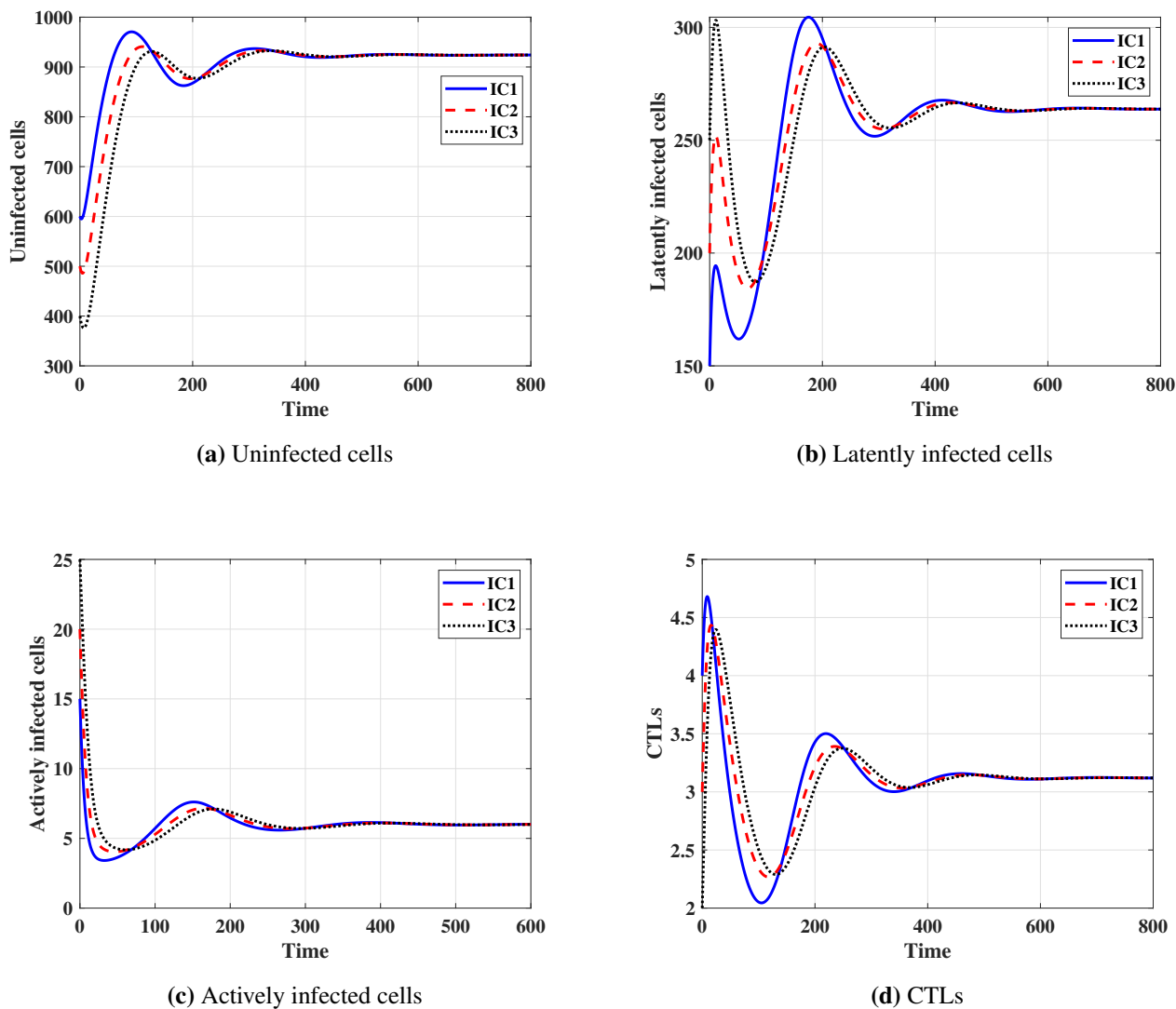


Figure 3. Solutions of systems (4.1)–(4.4) with initial conditions IC1-IC3 in case of $R_1 > 1$, (a) Uninfected cells; (b) Latently infected cells; (c) Actively infected cells; (d) CTLs.

We mention that models (1.8)–(1.11) presented by Lim and Maini [14] considered a linear proliferation rate of the CTLs, ρA . In comparison with our proposed model, models (1.8)–(1.11) admits only two equilibrium points, infection-free equilibrium point $\widetilde{EP}_0 = (\frac{\nu}{\nu}, 0, 0, 0)$ and infected equilibrium point $\widetilde{EP}_1 = (\widetilde{U}_1, \widetilde{L}_1, \widetilde{A}_1, \widetilde{C}_1)$. The existence and stability of \widetilde{EP}_0 and \widetilde{EP}_1 are determined by the basic reproductive number

$$\widetilde{R}_0 = \frac{\pi}{\delta^* (\pi + \mu)} \left(\beta \frac{\nu}{\nu} + \varepsilon^* \right).$$

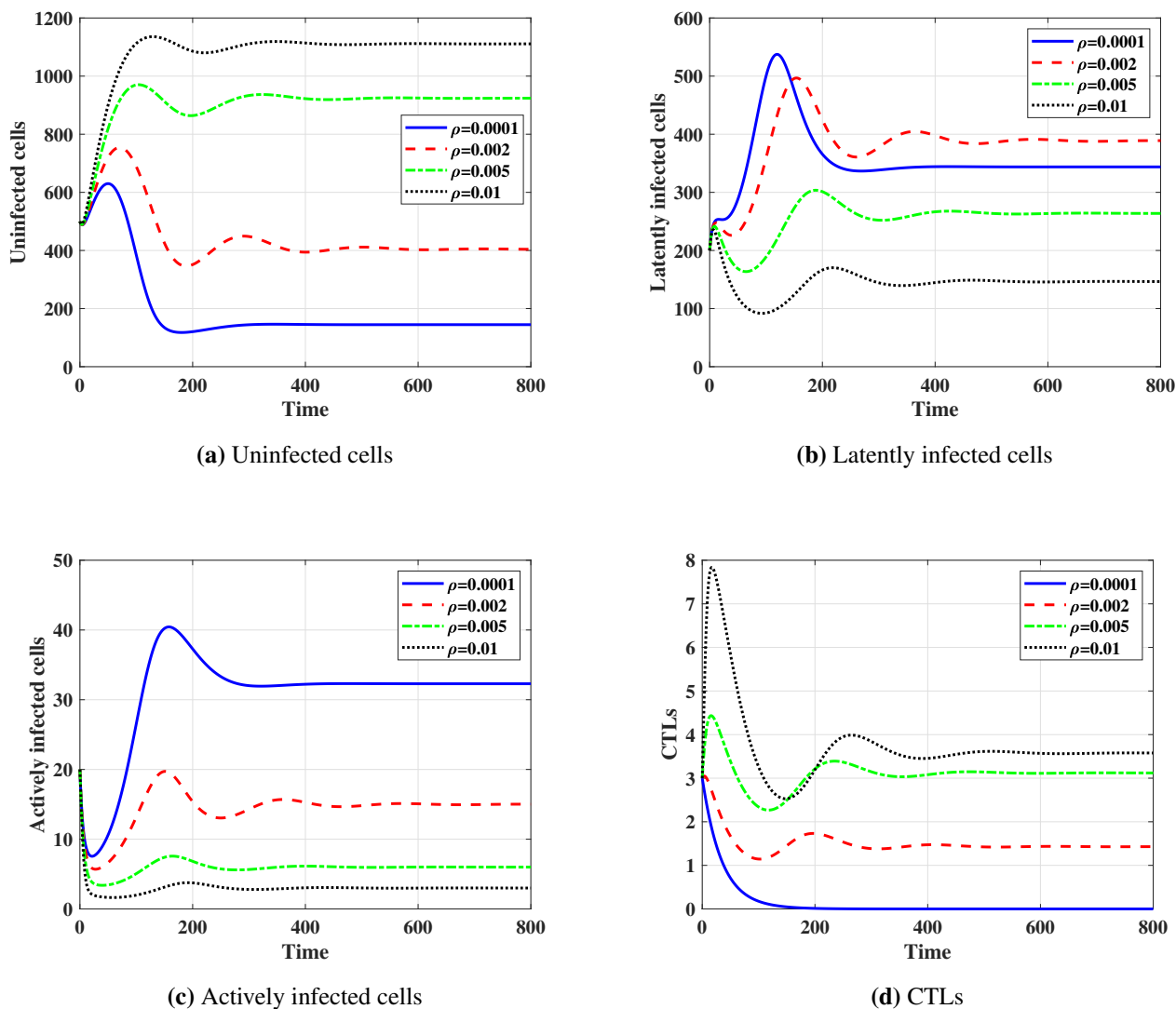


Figure 4. Impact of the CTL immunity ρ on the dynamics of HTLV-I given by systems (4.1)–(4.4) with initial condition IC2, (a) Uninfected cells; (b) Latently infected cells; (c) Actively infected cells; (d) CTLs.

We note that, \tilde{R}_0 does not depend on the proliferation rate constant of the CTLs, ρ . As a result, ρ does not play any role on the existence and stability of both equilibria. In this case, the effect of the CTL immune response on the dynamical behavior of the HTLV-I does not appear explicitly. In our model, by considering a nonlinear proliferation rate of the CTLs, the role of the CTLs in controlling the HTLV-I infection is well presented. In [1], an HTLV-I infection model was presented with a nonlinear proliferation rate of the CTLs, ρAC , however, the intracellular time delay was neglected. In addition, the infection rate was given by bilinear incidence which may not be completely characterize the incidence between uninfected cells and actively infected cells [37]. Overall, our proposed model helps to better understand the dynamical behavior of HTLV-I infection with CTL immunity and time delays.

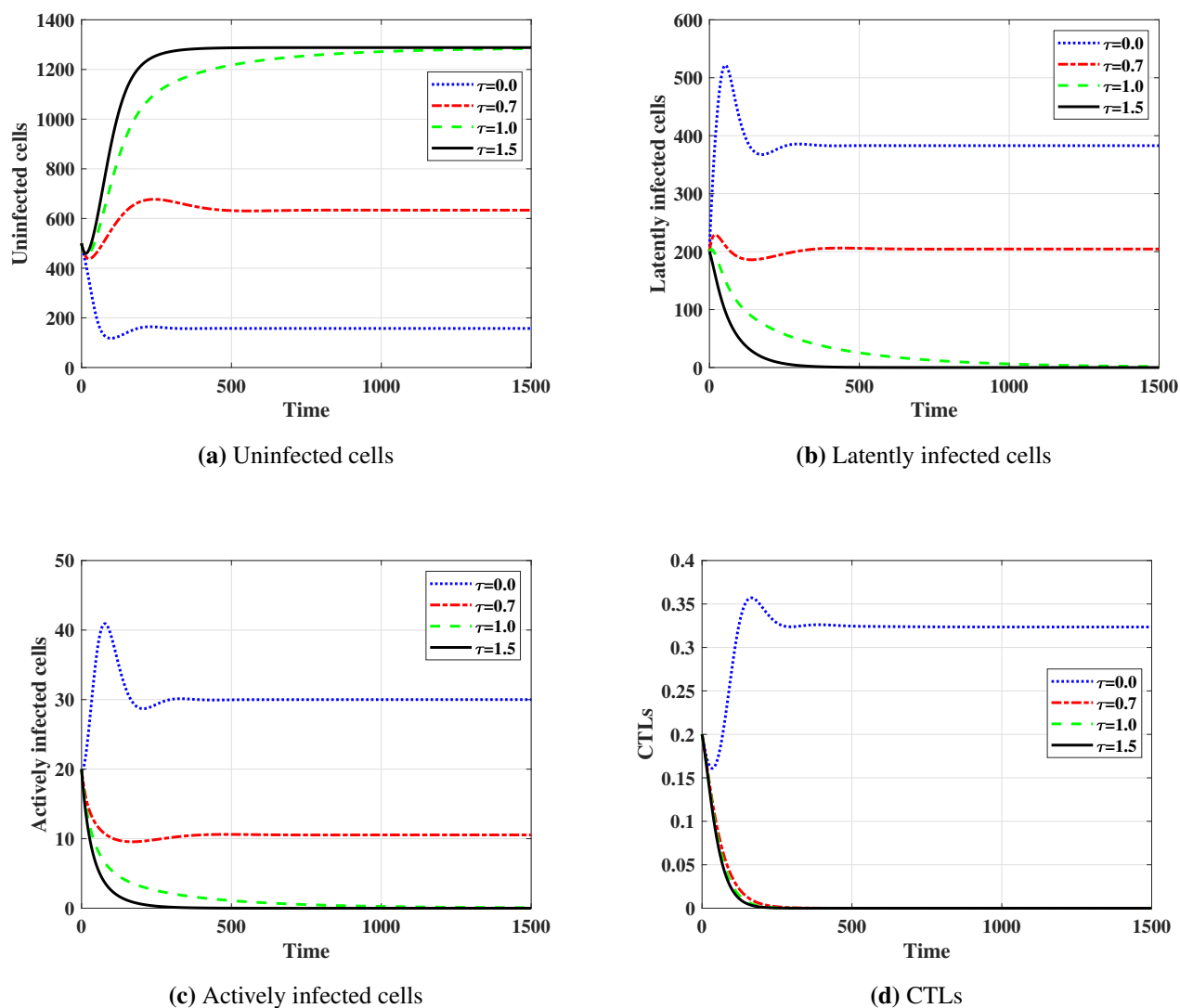


Figure 5. Impact of time delays τ_1, τ_2 on the HTLV-I dynamics given by systems (4.1)–(4.4) with initial condition IC4 (a) Uninfected cells; (b) Latently infected cells; (c) Actively infected cells; (d) CTLs.

Table 3. The values of R_0 and R_1 for models (4.1)–(4.4) with selected values of τ .

τ	R_0	R_1
0	6.25	1.34
0.142356	4.69	1
0.7	1.52	0.32
0.907187	1	0.21
1	0.83	0.18
1.5	0.30	0.06

The model presented in this paper can be extended in many directions such as (i) including the reaction diffusion [55], (ii) considering the stochastic interactions [56], (iii) modeling the coinfection with HTLV-I and other types of viruses.

Acknowledgements

This project was funded by the Deanship of Scientific Research (DSR), King Abdulaziz University, Jeddah, Saudi Arabia under grant no. (KEP-PHD-38-130-43). The authors, therefore, acknowledge with thanks DSR technical and financial support.

Conflict of interest

The authors declare there is no conflict of interest.

References

1. S. Khajanchi, S. Bera, T. K. Roy, Mathematical analysis of the global dynamics of a HTLV-I infection model, considering the role of cytotoxic T-lymphocytes, *Math. Comput. Simul.*, **180** (2021), 354–378. <https://doi.org/10.1016/j.matcom.2020.09.009>
2. F. A. Proietti, A. B. F. Carneiro-Proietti, B. C. Catalan-Soares, E. L. Murphy, Global epidemiology of HTLV-I infection and associated diseases, *Oncogene*, **24** (2005), 6058–6068. <https://doi.org/10.1038/sj.onc.1208968>
3. C. R. M. Bangham, HTLV-I infections, *J. Clin. Pathol.*, **53** (2000), 581–586. <http://dx.doi.org/10.1136/jcp.53.8.581>
4. D. Wodarz, C. R. M. Bangham, Evolutionary dynamics of HTLV-I, *J. Mol. Evol.*, **50** (2000), 448–455. <https://doi.org/10.1007/s002390010047>
5. B. Asquith, C. R. M. Bangham, How does HTLV-I persist despite a strong cell-mediated immune response?, *Trends Immunol.*, **29** (2008), 4–11. <https://doi.org/10.1016/j.it.2007.09.006>
6. H. Shiraki, Y. Sagara, Y. Inoue, Cell-to-cell transmission of HTLV-I, *Gann Monogr. Cancer Res.*, **50** (2003), 303–316.
7. N. I. Stilianakis, J. Seydel, Modeling the T-cell dynamics and pathogenesis of HTLV-I infection, *Bull. Math. Biol.*, **61** (1999), 935–947. <https://doi.org/10.1006/bulm.1999.0117>
8. H. Gomez-Acevedo, M. Y. Li, Backward bifurcation in a model for HTLV-I infection of CD4⁺T cells, *Bull. Math. Biol.*, **67** (2005), 101–114. <https://doi.org/10.1016/j.bulm.2004.06.004>
9. C. Vargas-De-Leon, The complete classification for global dynamics of a model for the persistence of HTLV-1 infection, *Appl. Math. Comput.*, **237** (2014), 489–493. <https://doi.org/10.1016/j.amc.2014.03.138>
10. M. Y. Li, A. G. Lim, Modelling the role of tax expression in HTLV-I persistence in vivo, *Bull. Math. Biol.*, **73** (2011), 3008–3029. <https://doi.org/10.1007/s11538-011-9657-1>
11. X. Song, Y. Li, Global stability and periodic solution of a model for HTLV-1 infection and ATL progression, *Appl. Math. Comput.*, **180** (2006), 401–410. <https://doi.org/10.1016/j.amc.2005.12.022>

12. L. Wang, M. Y. Li, D. Kirschner, Mathematical analysis of the global dynamics of a model for HTLV-I infection and ATL progression, *Math. Biosci.*, **179** (2002), 207–217. [https://doi.org/10.1016/S0025-5564\(02\)00103-7](https://doi.org/10.1016/S0025-5564(02)00103-7)
13. B. Asquith, C. R. M. Bangham, Quantifying HTLV-I dynamics, *Immunol. Cell Biol.*, **85** (2007), 280–286. <https://doi.org/10.1038/sj.icb.7100050>
14. A. G. Lim, P. K. Maini, HTLV-I infection: A dynamic struggle between viral persistence and host immunity, *J. Theor. Biol.*, **352** (2014), 92–108. <https://doi.org/10.1016/j.jtbi.2014.02.022>
15. C. R. M. Bangham, CTL quality and the control of human retroviral infections, *Eur. J. Immunol.*, **39** (2009), 1700–1712. <https://doi.org/10.1002/eji.200939451>
16. X. Pan, Y. Chen, H. Shu, Rich dynamics in a delayed HTLV-I infection model: Stability switch, multiple stable cycles, and torus, *J. Math. Anal. Appl.*, **479** (2019), 2214–2235. <https://doi.org/10.1016/j.jmaa.2019.07.051>
17. C. Bartholdy, J. P. Christensen, D. Wodarz, A. R. Thomsen, Persistent virus infection despite chronic cytotoxic T-lymphocyte activation in gamma interferon-deficient mice infected with lymphocytic choriomeningitis virus, *J. Virol.*, **74** (2000), 10304–10311. <https://doi.org/10.1128/JVI.74.22.10304-10311.2000>
18. H. Gomez-Acevedo, M. Y. Li, S. Jacobson, Multi-stability in a model for CTL response to HTLV-I infection and its implications to HAM/TSP development and prevention, *Bull. Math. Biol.*, **72** (2010), 681–696. <https://doi.org/10.1007/s11538-009-9465-z>
19. J. Lang, M. Y. Li, Stable and transient periodic oscillations in a mathematical model for CTL response to HTLV-I infection, *J. Math. Biol.*, **65** (2012), 181–199. <https://doi.org/10.1007/s00285-011-0455-z>
20. M. Y. Li, H. Shu, Multiple stable periodic oscillations in a mathematical model of CTL response to HTLV-I infection, *Bull. Math. Biol.*, **73** (2011), 1774–1793. <https://doi.org/10.1007/s11538-010-9591-7>
21. M. Y. Li, H. Shu, Global dynamics of a mathematical model for HTLV-I infection of CD4+ T cells with delayed CTL response, *Nonlinear Anal. Real World Appl.*, **13** (2012), 1080–1092. <https://doi.org/10.1016/j.nonrwa.2011.02.026>
22. D. Wodarz, M. A. Nowak, C. R. M. Bangham, The dynamics of HTLV-I and the CTL response, *Immunol. Today*, **20** (1999), 220–227. [https://doi.org/10.1016/S0167-5699\(99\)01446-2](https://doi.org/10.1016/S0167-5699(99)01446-2)
23. L. Wang, Z. Liu, Y. Li, D. Xu, Complete dynamical analysis for a nonlinear HTLV-I infection model with distributed delay, CTL response and immune impairment, *Discrete Contin. Dyn. Syst.*, **25** (2020), 917–933. <http://dx.doi.org/10.3934/dcdsb.2019196>
24. Y. Muroya, Y. Enatsu, H. Li, Global stability of a delayed HTLV-I infection model with a class of nonlinear incidence rates and CTLs immune response, *Appl. Math. Comput.*, **219** (2013), 10559–10573. <https://doi.org/10.1016/j.amc.2013.03.081>
25. Y. Wang, J. Liu, J. M. Heffernan, Viral dynamics of an HTLV-I infection model with intracellular delay and CTL immune response delay, *J. Math. Anal. Appl.*, **459** (2018), 506–527. <https://doi.org/10.1016/j.jmaa.2017.10.027>

26. F. Li, W. Ma, Dynamics analysis of an HTLV-1 infection model with mitotic division of actively infected cells and delayed CTL immune response, *Math. Methods Appl. Sci.*, **41** (2018), 3000–3017. <https://doi.org/10.1002/mma.4797>
27. S. Li, Y. Zhou, Backward bifurcation of an HTLV-I model with immune response, *Discrete Contin. Dyn. Syst.*, **21** (2016), 863–881. <http://dx.doi.org/10.3934/dcdsb.2016.21.863>
28. W. Wang, W. Ma, Global dynamics of a reaction and diffusion model for an HTLV-I infection with mitotic division of actively infected cells, *J. Appl. Anal. Comput.*, **7** (2017), 899–930. <http://dx.doi.org/10.11948/2017057>
29. X. Jia, R. Xu, Global dynamics of a delayed HTLV-I infection model with Beddington-DeAngelis incidence and immune impairment, *Chaos Solitons Fractals*, **155** (2022), 111733. <https://doi.org/10.1016/j.chaos.2021.111733>
30. A. M. Elaiw, N. H. AlShamrani, Stability of HIV/HTLV-I co-infection model with delays, *Math. Methods Appl. Sci.*, **45** (2022), 238–300. <https://doi.org/10.1002/mma.7775>
31. P. Katri, S. Ruan, Dynamics of human T-cell lymphotropic virus I (HTLV-I) infection of CD4⁺T cells, *C. R. Biol.*, **327** (2004), 1009–1016. <https://doi.org/10.1016/j.crv.2004.05.011>
32. Y. Wang, J. Liu, Global stability for delay-dependent HTLV-I model with CTL immune response, *AIP Conf. Proc.*, **1738** (2016), 480074. <https://doi.org/10.1063/1.4952310>
33. X. Sun, J. Wei, Global dynamics of a HTLV-I infection model with CTL response, *Elec. J. Qual. Theory Diff. Equations*, **2013** (2013), 1–15.
34. M. Y. Li, X. Lin, H. Wang, Global Hopf branches in a delayed model for immune response to HTLV-1 infections: coexistence of multiple limit cycles, *Can. Appl. Math. Q.*, **20** (2012), 39–50.
35. S. Bera, S. Khajanchi, T. K. Roy, Dynamics of an HTLV-I infection model with delayed CTLs immune response, *Appl. Math. Comput.*, **430** (2022), 127206. <https://doi.org/10.1016/j.amc.2022.127206>
36. X. Lu, L. Hui, S. Liu, J. Li, A mathematical model of HTLV-I infection with two time delays, *Math. Biosci. Eng.*, **12** (2015), 431–449. <http://dx.doi.org/10.3934/mbe.2015.12.431>
37. A. Korobeinikov, Global asymptotic properties of virus dynamics models with dose-dependent parasite reproduction and virulence and non-linear incidence rate, *Math. Med. Biol. J. IMA*, **26** (2009), 225–239. <https://doi.org/10.1093/imammb/dqp006>
38. K. Qi, D. Jiang, Threshold behavior in a stochastic HTLV-I infection model with CTL immune response and regime switching, *Math. Methods Appl. Sci.*, **41** (2018), 6866–6882. <https://doi.org/10.1002/mma.5198>
39. L. Cai, X. Li, M. Ghosh, Global dynamics of a mathematical model for HTLV-I infection of CD4⁺T-cells, *Appl. Math. Modell.*, **35** (2011), 3587–3595. <https://doi.org/10.1016/j.apm.2011.01.033>
40. J. Hale, S. M. V. Lunel, *Introduction to Functional Differential Equations*, Applied Mathematical Science, Springer Verlag, New York, 1993.
41. A. M. Elaiw, N. H. AlShamrani, Modeling and analysis of a within-host HIV/HTLV-I co-infection, *Bol. Soc. Mat. Mex.*, **27** (2021), 27–38. <https://doi.org/10.1007/s40590-021-00330-6>
42. A. M. Elaiw, N. H. AlShamrani, Analysis of a within-host HIV/HTLV-I co-infection model with immunity, *Virus Res.*, **295** (2021), 198204. <https://doi.org/10.1016/j.virusres.2020.198204>

43. X. Yang, L. Chen, J. Chen, Permanence and positive periodic solution for the single-species nonautonomous delay diffusive models, *Comput. Math. Appl.*, **32** (1996), 109–116. [https://doi.org/10.1016/0898-1221\(96\)00129-0](https://doi.org/10.1016/0898-1221(96)00129-0)
44. A. Korobeinikov, Global properties of basic virus dynamics models, *Bull. Math. Biol.*, **66** (2004), 879–883. <https://doi.org/10.1016/j.bulm.2004.02.001>
45. A. Korobeinikov, Global properties of infectious disease models with nonlinear incidence, *Bull. Math. Biol.*, **69** (2007), 1871–1886. <https://doi.org/10.1007/s11538-007-9196-y>
46. A. M. Elaiw, N. H. AlShamrani, Global stability of humoral immunity virus dynamics models with nonlinear infection rate and removal, *Nonlinear Anal. Real World Appl.*, **26** (2015), 161–190. <https://doi.org/10.1016/j.nonrwa.2015.05.007>
47. E. A. Barbashin, *Introduction to the theory of stability*, Wolters-Noordhoff, Groningen, 1970.
48. J. P. LaSalle, *The Stability of Dynamical Systems*, SIAM, Philadelphia, 1976.
49. A. M. Lyapunov, The general problem of the stability of motion, *Int. J. Control*, **55** (1992), 531–534. <https://doi.org/10.1080/00207179208934253>
50. A. S. Perelson, D. E. Kirschner, R. de boer, Dynamics of HIV Infection of CD4+ T cells, *Math. Biosci.*, **114** (1993), 81–125. [https://doi.org/10.1016/0025-5564\(93\)90043-A](https://doi.org/10.1016/0025-5564(93)90043-A)
51. R. V. Culshaw, S. Ruan, A delay-differential equation model of HIV infection of CD4+ T-cells, *Math. Biosci.*, **165** (2000), 27–39. [https://doi.org/10.1016/S0025-5564\(00\)00006-7](https://doi.org/10.1016/S0025-5564(00)00006-7)
52. Y. Wang, Y. Zhou, J. Wu, J. Heffernan, Oscillatory viral dynamics in a delayed HIV pathogenesis model, *Math. Biosci.*, **219** (2009), 104–112. <https://doi.org/10.1016/j.mbs.2009.03.003>
53. M. N. Jan, N. Ali, G. Zaman, I. Ahmad, Z. Shah, P. Kumam, HIV-1 infection dynamics and optimal control with Crowley-Martin function response, *Comput. Methods Prog. Biomed.*, **193** (2020), 105503. <https://doi.org/10.1016/j.cmpb.2020.105503>
54. B. Asquith, A. J. Mosley, A. Barfield, S. E. F. Marshall, A. Heaps, P. Goon, et al., A functional CD8+ cell assay reveals individual variation in CD8+ cell antiviral efficacy and explains differences in human T-lymphotropic virus type 1 proviral load, *J. Gener. Virol.*, **86** (2005), 1515–1523. <https://doi.org/10.1099/vir.0.80766-0>
55. N. Bellomo, N. Outada, J. Soler, Y. Tao, M. Winkler, Chemotaxis and cross diffusion models in complex environments: Models and analytic problems toward a multiscale vision, *Math. Models Methods Appl. Sci.*, **32** (2022), 713–792. <https://doi.org/10.1142/S0218202522500166>
56. L. Gibelli, A. M. Elaiw, M. A. Alghamdi, A. M. Althiabi, Heterogeneous population dynamics of active particles: Progression, mutations, and selection dynamics, *Math. Models Methods Appl. Sci.*, **27** (2017), 617–640. <https://doi.org/10.1142/S0218202517500117>



AIMS Press

©2022 the Author(s), licensee AIMS Press. This is an open access article distributed under the terms of the Creative Commons Attribution License (<http://creativecommons.org/licenses/by/4.0>)