

ON A SPIKE TRAIN PROBABILITY MODEL WITH INTERACTING NEURAL UNITS

ANTONIO DI CRESCENZO

Dipartimento di Matematica, Università degli Studi di Salerno
Via Giovanni Paolo II, 132, I-84084 Fisciano (SA), Italy

MARIA LONGOBARDI

Dipartimento di Matematica e Applicazioni, Università di Napoli Federico II
Via Cintia, I-80126 Napoli, Italy

BARBARA MARTINUCCI

Dipartimento di Matematica, Università degli Studi di Salerno
Via Giovanni Paolo II, 132, I-84084 Fisciano (SA), Italy

ABSTRACT. We investigate an extension of the spike train stochastic model based on the conditional intensity, in which the recovery function includes an interaction between several excitatory neural units. Such function is proposed as depending both on the time elapsed since the last spike and on the last spiking unit. Our approach, being somewhat related to the competing risks model, allows to obtain the general form of the interspike distribution and of the probability of consecutive spikes from the same unit. Various results are finally presented in the two cases when the free firing rate function (i) is constant, and (ii) has a sinusoidal form.

1. Introduction. Since the seminal papers by Gerstein and Mandelbrot [19] and Stein [32], many efforts have been directed to the formulation of stochastic models for single neuron's activity aimed to describe the relevant features of the behaviour exhibited by neural cells. We mention the contributions by Ricciardi [27] and Ricciardi *et al.* [30], and the bibliography therein, as a reference to mathematical models and methods on this subject.

Various researches have been carried out by the authors of this paper on the construction and analysis of models, based on stochastic processes and aimed to describe dynamic systems of interest in different fields. Their research activity has been performed continuously thanks to the precious guidance and support of Professor Luigi M. Ricciardi, to whose unforgettable memory this paper is gratefully dedicated.

Among the numerous investigations performed in biomathematics under his advice and supervision (mainly in neuronal modeling, population dynamics, subcellular stochastic modeling) we recall the following themes:

2010 *Mathematics Subject Classification.* Primary: 60J28, 92B20; Secondary: 60K20.

Key words and phrases. Neural model, Poisson process, refractory period, conditional intensity, firing rate, cumulative firing rate, recovery function.

Paper presented at the International Conference BIOCAMP2012 - Mathematical Modeling and Computational Topics in Biosciences. Dedicated to the Memory of Professor Luigi M. Ricciardi, Vietri sul Mare, Italy, June 4-8, 2012.

- the characterization of the time course of the neuronal membrane potential as an instantaneous return process (Ricciardi *et al.* [29]),
- the description of neuronal units subject to time-dependent inputs via Gauss-Markov processes (Di Crescenzo *et al.* [12]),
- analysis of the interaction between neuronal units of Stein type based on Monte-Carlo simulations (Di Crescenzo *et al.* [18]),
- stochastic modeling of the evolution of a multi-species population, where competition is regulated by colonization, death and replacement of individuals (Di Crescenzo *et al.* [13]),
- analysis of birth-death processes and time-non-homogeneous Markov processes in the presence of catastrophes (Di Crescenzo *et al.* [14], [15]),
- the study of stochastic processes suitable to describe the displacements performed by single myosin heads along actin filaments during the rising phases (Buonocore *et al.* [4], [5]).

Along the lines traced by some of the above contributions, in this paper we discuss a suitable extension of a spike train stochastic model to neuronal networks with interacting units.

In several investigations the synaptic inputs that carry the stochastic component of the neuronal activity is modeled by Poisson processes with a fixed spike rate (see Amit and Brunel [1], Bernander *et al.* [3], Softky and Koch [31], for instance). We recall that the customary assumption based on Poisson processes allows the approximation of the synaptic input of a typical neuron by a stationary uncorrelated Gaussian process due to the superposition of a large number of incoming spikes (hence a sum of many Poisson processes) of either excitatory as well as inhibitory type (see Ricciardi [27]). However, models based on homogeneous Poisson processes fail to capture the relevant feature of the neural activity consisting in the refractory period. See, for instance, Hampel and Lansky [20] for an investigation on parametric and nonparametric refractory period estimation methods. The refractory period is sometimes modeled by means of a dead time, i.e. the time interval following every firing during which the neuron cannot fire again. This leads to a delayed Poisson process, obtained by a step change to the rate of a Poisson process (see Deger *et al.* [11], Johnson [21], Ricciardi [28]).

Aiming to include the neuronal refractory period and to describe properties of spike trains, another approach has been adopted recently by various authors. It is based on the assumption that the inhomogeneous Poisson process describing the number of neuronal firings has a conditional intensity function expressed as product of the free firing rate function and a suitable recovery function.

We purpose to investigate the spike train model based on the conditional intensity, where the recovery function is aimed not only to include the refractory period, but also to devise the interaction between several excitatory neural units. This is performed via a suitable choice of the monotone recovery function, which is increasing when describes the effect of excitatory neurons and is decreasing when models the refractory period. This scheme allows studying various statistics related to the firing activity, by following an approach analogous to the competing risks model (see Di Crescenzo and Longobardi [16]). In the homogeneous case it is shown that the overall activity of the network exhibits exponentially distributed interspike intervals. In addition, it seems that other suitable choices of the recovery function yield further dynamics, such as the bi-exponential and periodic behaviors investigated by Mazzoni *et al.* [24].

This is the plan of the paper: In Section 2 we describe the background on the conditional intensity function model. Section 3 presents a suitable extension of this model to the case of a network formed by a fixed number of units, in which the recovery function depends both on the time elapsed since the last spike and on the last spiking unit. A comprehensive discussion on this model is also given, with attention to the conditional random variables describing the time length between consecutive spikes. A connection with the competing risks model is also pinpointed. Section 4 is devoted to investigate the model in detail. We determine the general form of the interspike distribution and of the probability of consecutive spikes from the same unit. Explicit expressions are thus obtained in the special case of constant free firing rate function, when the interspike distribution is shown to be exponential. We also consider the case when the free firing rate is of sinusoidal type. The spike intertimes density is thus given in closed form, whereas the mean and the variance are obtained and shown for some suitable instances by means of numerical computations.

2. A spike train probability model. A customary believe in neuroscience is based on the hypothesis that the neural coding adopted by the brain to handle information is based on the neuronal spike (the number of spikes in the time unit), or on the temporal occurrence of spikes (the sequence of spikes). Within both paradigms, since spikes have very short duration, point processes or counting processes are commonly used as probability models of spike trains.

The occurrence of neuronal spikes is often described by the inhomogeneous Poisson process. It is a continuous-time stochastic process $\{N(t); t \geq 0\}$, with state space the set of non-negative integers, where $N(t)$ denotes the number of spikes of a single neural unit occurring in $[0, t]$ (see, for instance, Burkitt [7] and [8] for comprehensive reviews of the integrate-and-fire neuron model, where the stochastic synaptic inputs are described as a temporally homogeneous and inhomogeneous Poisson process). The intensity function of the inhomogeneous Poisson process is defined as follows:

$$\lambda(t) = \lim_{\delta \downarrow 0} \frac{\mathbb{E}[N(t + \delta) - N(t)]}{\delta}, \quad t \geq 0. \tag{1}$$

It represents the intensity of occurrence of a spike at time t in a single neural unit. Various choices of $\lambda(t)$ have been proposed in the past. In the simplest case it is constant in t , this leading to a homogeneous Poisson process.

Function (1) is useful to describe various quantities of interest. For instance, let τ_j be the j -th spike time ($j = 1, 2, \dots$) of a single unit; denote by $\Lambda(t) = \int_0^t \lambda(s) ds$ the mean function of $N(t)$, and assume that $\Lambda(t) < +\infty$ for any finite $t \geq 0$, with $\lim_{t \rightarrow +\infty} \Lambda(t) = +\infty$; then the probability density function of τ_j is:

$$f_{\tau_j}(t) = \frac{\lambda(t) e^{-\Lambda(t)} [\Lambda(t)]^{j-1}}{(j-1)!}, \quad t \geq 0, \quad j = 1, 2, \dots$$

A customary extension of definition (1) is based on the assumption that the following conditional intensity function exists:

$$\lambda(t | \tau_1, \tau_2, \dots, \tau_{N(t)}) = \lim_{\delta \downarrow 0} \frac{\mathbb{E}[N(t + \delta) - N(t) | \tau_1 < \tau_2 < \dots < \tau_{N(t)}]}{\delta} \text{ a.s.}, \tag{2}$$

where $0 < \tau_1 < \tau_2 < \dots < \tau_{N(t)}$ is the sequence of spike times occurring in $[0, t]$. Function (2) thus describes the intensity of occurrence of a new spike at time t conditional on the spike times occurred in $[0, t]$.

In order to describe specific properties of spike trains, such as the neuronal refractory period, various authors follow an approach based on the assumption that $\lambda(t | \tau_1, \tau_2, \dots, \tau_{N(t)})$ is expressed as product of two suitable functions (see, for instance, Berry and Meister [6], Johnson and Swami [22], Kass and Ventura [23], Miller [25]), i.e.

$$\lambda(t | \tau_1, \tau_2, \dots, \tau_{N(t)}) = \begin{cases} s(t), & \text{if } N(t) = 0, \\ s(t) r(t - \tau_{N(t)}), & \text{if } N(t) \geq 1. \end{cases} \quad (3)$$

In Eq. (3), $s(\cdot)$ and $r(\cdot)$ are suitable non-negative functions, s being known as the *free firing rate function* and r as the *recovery function*. Recently, Chan and Loh [9] investigated this model with reference to template matching of multiple spike trains, and to maximum likelihood estimators of the free firing rate and recovery functions. We notice that model (3) is Markovian because the conditional intensity of spikes is assumed to depend only on the present time t and on the duration $t - \tau_{N(t)}$ since the last spike.

3. A model for interacting neural units. We aim to study the model described by Eq. (3) in a more general case that includes interaction among units. Indeed, we consider a network of d excitatory neural units, say U_1, U_2, \dots, U_d . Let $N_1(t), N_2(t), \dots, N_d(t)$ be counting processes, where $N_i(t)$ describes the number of spikes of unit U_i in $[0, t]$, for $1 \leq i \leq d$. Moreover, we denote by $\tau_{i,k}$ the k -th spike time, $k = 1, 2, \dots$, of unit U_i , for $1 \leq i \leq d$. The sequence of overall spike times of the network occurring in $[0, t]$ will be denoted as

$$0 < \tau_{.1} < \tau_{.2} < \dots < \tau_{.N(t)}, \quad t \geq 0, \quad (4)$$

where the counting process

$$N(t) := N_1(t) + \dots + N_d(t), \quad t \geq 0 \quad (5)$$

counts the total number of spikes occurring in $[0, t]$. For $k = 1, 2, \dots$ and $1 \leq i \leq d$, we set

$$Z_k = j, \quad \text{if the } k\text{-th spike in the sequence (4) is generated by unit } U_j. \quad (6)$$

In analogy with the model expressed by (3), the conditional intensity function of the unit U_i , for $1 \leq i \leq d$, is assumed to have the following form, for $t \geq 0$:

$$\begin{aligned} \lambda_i(t | G_t) &= \lim_{\delta \downarrow 0} \frac{\mathbb{E}[N_i(t + \delta) - N_i(t) | G_t]}{\delta} \\ &= \begin{cases} s(t) \frac{1}{d}, & \text{if } N(t) = 0, \\ s(t) r_i(t - \tau_{.N(t)}; Z_{N(t)}), & \text{if } N(t) \geq 1, \end{cases} \end{aligned} \quad (7)$$

where G_t collects all information related to the activity up to time t , i.e.

$$G_t := \sigma(N(t), \tau_{.1}, \dots, \tau_{.N(t)}, Z_1, \dots, Z_{N(t)}).$$

Function $s(t)$ is non-negative and such that $\int_{\tau}^{+\infty} s(t) dt = +\infty$ for any $\tau > 0$. As for model (3), it is named free firing rate function, since it describes the spiking intensity of the network's units due to external inputs, and in absence of firing activity. From Eq. (7) we note that if $N(t) = 0$ then $\lambda_i(t | G_t)$ is constant in $i = 1, 2, \dots, d$. This

means that the occurrence of the first spike is uniform over the d units. Moreover, we have:

$$\sum_{i=1}^d \lambda_i(t | G_t) = s(t) \quad \text{if } N(t) = 0. \tag{8}$$

In the general setting $s(t)$ is a time-varying function, which allows for the description of stimuli with varying amplitudes such as modulated inputs. Again, function $r_i(\cdot; \cdot)$ is non-negative, and is called the recovery function of unit U_i . Its main role is the inclusion in the model of the refractory period of U_i , and also of the effect of the spiking activity of the other network units.

Remark 1. Due to Eq. (7) the intensity function of $N_i(t)$ does not depend on i when $N(t) = 0$, whereas it depends on the counting process (5) through $\tau_{N(t)}$ and $Z_{N(t)}$, when $N(t) \geq 1$. The firing activity of the i -th neural unit is thus governed by the last spiking time, $\tau_{N(t)}$, and by the last spiking unit of the network, $Z_{N(t)}$. Moreover, $N_1(t), N_2(t), \dots, N_d(t)$ are conditionally independent processes, in the sense that the distribution of each of such counting processes depends on the remaining $d - 1$ processes only through the sum (5).

From now on we suppose that the recovery function appearing in the right-hand-side of (7) is given by:

$$r_i(t - \tau_{N(t)}; Z_{N(t)} = j) = \frac{1}{2} [1 + c_{i,j} u(t - \tau_{N(t)})], \quad t \geq 0, \tag{9}$$

for all $1 \leq i \leq d$ and $1 \leq j \leq d$, where:

(i) coefficients $c_{i,j}$ are such that

$$c_{i,j} = \begin{cases} -1, & \text{if } i = j \\ > 0, & \text{if } i \neq j \end{cases} \quad \text{and} \quad \sum_{\substack{i=1 \\ i \neq j}}^d c_{i,j} = 1, \tag{10}$$

(ii) $u(t)$ is a non-negative continuous function, decreasing for all $t \in [0, +\infty)$, with

$$u(0) = 1 \quad \text{and} \quad \lim_{t \rightarrow +\infty} u(t) = 0.$$

We point out that the above assumptions concerning Eq. (9) yield the following features of the model:

- Coefficients $c_{i,j}$ measure the strength of the spiking activity of U_j on the network units. Conditioning on $Z_{N(t)} = j$, thus being U_j the last spiking unit before t , we have:

(a) If $i = j$ then $c_{j,j} = -1$; this describes the auto-inhibition due to a neuron spike, i.e. the effect of the refractory period.

(b) If $i \neq j$ then the coefficients $c_{i,j}$ are strictly positive, this yielding a full interaction (of excitatory type) among the network's units. In some sense, they give a measure of the synaptic strength from U_j (the presynaptic neuron) to U_i (the postsynaptic neuron).

- Function $u(\cdot)$ describes the effect over time of the spiking activity on the network units. When t is close to last spiking time $\tau_{N(t)}$, the last spiking neuron, U_j , is less likely to process the stimuli arriving according to the free firing rate function $s(\cdot)$, since

$$r_j(t - \tau_{N(t)}; Z_{N(t)} = j) = \frac{1}{2} [1 - u(t - \tau_{N(t)})] \approx 0 \quad \text{for small } t - \tau_{N(t)}, \tag{11}$$

this being in agreement with the effect of the refractory period. Moreover, for all t and $1 \leq j \leq d$ we have $r_j(t - \tau_{N(t)}; Z_{N(t)} = j) \leq 1/2$.

- All other units $U_i, i \neq j$, receive a stimulus from the last spiking neuron U_j , the strength of the stimulus being regulated by $c_{i,j}$. In this case, for all t and $i \neq j$, it is $r_i(t - \tau_{N(t)}; Z_{N(t)} = j) \geq 1/2$.
- The effect of the last spike tends to vanish as time proceeds; indeed, for all $1 \leq i \leq d$ and $1 \leq j \leq d$,

$$r_i(t - \tau_{N(t)}; Z_{N(t)} = j) \approx \frac{1}{2} \quad \text{for large } t - \tau_{N(t)}.$$

Note that an accurate choice of the recovery function $r_i(t - \tau_{N(t)}; Z_{N(t)} = j)$ should treat the cases $i = j$ and $i \neq j$ as different since they arise from distinct physical situations. When $i = j$ we deal with the auto-inhibition of a neuron due to spikes, and then the modeling of the refractory period should include time-delay effects in function $u(\cdot)$. On the contrary, when $i \neq j$ we deal with the interaction between different neurons, and thus such delay is not required. Nevertheless, in order to make the model mathematically treatable, the cases $i = j$ and $i \neq j$ have been unified in the right-hand-side of Eq. (9). On the other hand the condition (11) implies that, within the present model, spikes close in time from the same neuron are very unlikely.

Remark 2. In order to assess the plausibility of the above assumptions in a model of neural spike trains, we point out that the mean interspike intervals (of the superposed spike trains) should be larger than the characteristic time scale of the recovery function. In a broad sense, the model is physiologically plausible when the recovery function (9) decreases rapidly as t increases.

Recalling Remark 1, the first spike occurs according to the free firing rate $s(t)$ (see Eq. (8)), so that $\tau_{\cdot 1}$ has distribution function

$$F_{\tau_{\cdot 1}}(t) = P(\tau_{\cdot 1} \leq t) = 1 - \exp \left\{ - \int_0^t s(v) dv \right\}, \quad t \geq 0.$$

Moreover, the probability that the first spike is generated by unit U_i is uniform, since $P(Z_1 = i) = \frac{1}{d}, 1 \leq i \leq d$, due to (6) and (7). We now introduce the random vectors

$$\left(X_{1,j}^{(\tau_k)}, X_{2,j}^{(\tau_k)}, \dots, X_{d,j}^{(\tau_k)} \right), \quad 1 \leq j \leq d, \quad k = 1, 2, \dots, \quad (12)$$

where, in agreement with (7), $X_{i,j}^{(\tau_k)}$ is a non-negative random variable having hazard rate $s(t) r_i(t - \tau_{N(t)}; Z_{N(t)} = j)$. Assuming that the k -th spike of the network was generated by unit U_j at time τ_k , then $X_{i,j}^{(\tau_k)}$ describes the time length between τ_k and the next spike, conditional on the event that the latter spike is generated by unit $U_i, 1 \leq i \leq d$. From the above assumptions it follows that the spiking process is regenerative, in the sense that the distribution of $X_{i,j}^{(\tau_k)}$ does not depend on k . Hence, we shall write $X_{i,j}^{(\tau)}$ when it is not necessary to specify the index k . Moreover, as soon as a spike occurs, the firing activity restarts afresh according to the scheme described by Eqs. (7) and (9). We notice that the components of vector (12) are not observable, whereas the following random variables are observable:

$$\begin{aligned} T_j^{(\tau)} &:= \min \left\{ X_{1,j}^{(\tau)}, X_{2,j}^{(\tau)}, \dots, X_{d,j}^{(\tau)} \right\}, \\ \delta_j^{(\tau)} &:= i, \quad \text{if } T_j^{(\tau)} = X_{i,j}^{(\tau)}, \end{aligned} \quad (13)$$

for $1 \leq j \leq d$. Clearly, $T_j^{(\tau)}$ denotes the time length between a spike discharged at time τ by unit U_j and the next spike produced in the network, the unit producing such spike being described by $\delta_j^{(\tau)}$. On the ground of Eqs. (7) and (9), the distribution function of $X_{i,j}^{(\tau)}$ is given by

$$F_{i,j}(t | \tau) := P(X_{i,j}^{(\tau)} \leq t) = 1 - \exp \left\{ -\frac{1}{2} \int_{\tau}^{\tau+t} s(v) [1 + c_{i,j} u(v - \tau)] dv \right\}, \quad t \geq 0. \tag{14}$$

In the following we shall denote by

$$q_j^{(\tau)} = P(\delta_j^{(\tau)} = j) = \sum_{k=1}^{+\infty} P(Z_{k+1} = Z_k | Z_k = j, \tau_k = \tau), \quad 1 \leq j \leq d \tag{15}$$

the probability that a spike of unit U_j , occurred at time τ , is followed by a spike of the same unit.

We remark that the above framework can be viewed as referring to the classical “competing risks model”. The latter deals with failure times subject to multiple causes of failure, and deserves interest in various fields such as survival analysis and reliability theory. In the present case the roles of failures and of failure causes are played, respectively, by the observed spikes and by the firing network units. General properties of the competing risks model can be found for instance in Crowder [10], whereas recent results on such model related to ageing notions and shock models are given in Di Crescenzo and Longobardi [16] and [17], respectively.

4. Analysis of the model. Aiming to give a deeper description of the model introduced in the previous section, we first consider the simple case where the network is composed of $d = 2$ units. Due to (10), for $d = 2$ and $i, j = 1, 2$ we have

$$c_{i,j} = \begin{cases} -1, & \text{if } i = j \\ +1, & \text{if } i \neq j, \end{cases} \tag{16}$$

so that Eq. (9) becomes

$$r_i(t - \tau_{N(t)}; Z_{N(t)} = j) = \begin{cases} \frac{1}{2} [1 - u(t - \tau_{N(t)})], & \text{if } i = j \\ \frac{1}{2} [1 + u(t - \tau_{N(t)})], & \text{if } i \neq j, \end{cases}$$

for $i, j = 1, 2$. Recalling (12) and (13), now we deal with the random vectors

$$\left(X_{1,j}^{(\tau)}, X_{2,j}^{(\tau)} \right), \quad j = 1, 2, \tag{17}$$

whose components are not observable. On the contrary, the random variables $T_j^{(\tau)}$ and $\delta_j^{(\tau)}$, $j = 1, 2$, defined in (13), are observable. Since the matrix $\|c_{i,j}\|$ in this case is symmetric (cf. (16)), we can introduce two random variables $X_-^{(\tau)}$ and $X_+^{(\tau)}$, by renaming the components of the random vector (17) as follows:¹

$$X_-^{(\tau)} \stackrel{d}{=} X_{1,1}^{(\tau)} \stackrel{d}{=} X_{2,2}^{(\tau)}, \quad X_+^{(\tau)} \stackrel{d}{=} X_{1,2}^{(\tau)} \stackrel{d}{=} X_{2,1}^{(\tau)}. \tag{18}$$

Hence, from the given assumption it is not hard to prove that $X_-^{(\tau)}$ and $X_+^{(\tau)}$ are non-negative independent random variables, where $X_-^{(\tau)}$ (resp., $X_+^{(\tau)}$) describes the

¹The notation $\stackrel{d}{=}$ denotes equality in distribution.

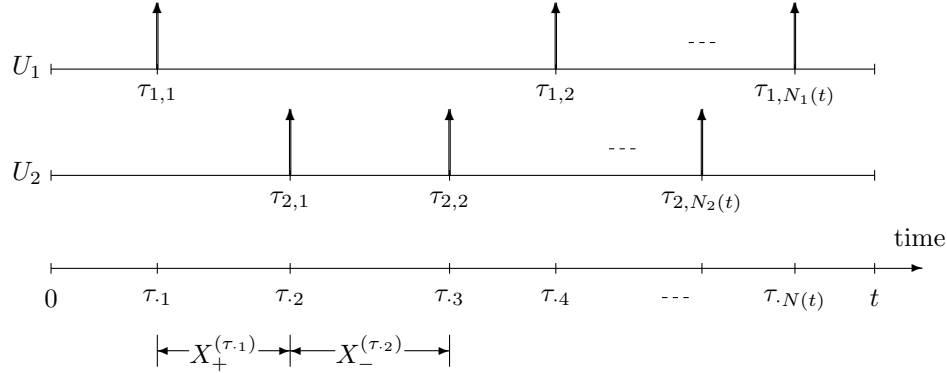


FIGURE 1. A sample of activity of a network with $d = 2$ units.

time length between a spike occurring at time τ and the next spike, conditional on the event that the latter spike is due to the same unit (resp., the other unit). An example of activity of a network with $d = 2$ units is shown in Figure 1 where, for instance, $X_+^{(\tau_1)}$ and $X_-^{(\tau_2)}$ are observable.

Recalling (14), the complementary distribution functions and the probability density functions of variables (18) can be expressed respectively as

$$\begin{aligned} \bar{F}_\pm(t|\tau) &:= P(X_\pm^{(\tau)} > t) = \exp \left\{ -\frac{1}{2} \int_\tau^{\tau+t} s(v) [1 \pm u(v-\tau)] dv \right\}, \\ f_\pm(t|\tau) &:= -\frac{\partial}{\partial t} \bar{F}_\pm(t|\tau) = \bar{F}_\pm(t|\tau) \frac{1}{2} s(\tau+t) [1 \pm u(t)], \end{aligned} \tag{19}$$

for $t \geq 0$. Moreover, due to (15), and since $X_-^{(\tau)}$ and $X_+^{(\tau)}$ are independent, when $d = 2$ the probability that a spike of a generic unit, occurred at time τ , is followed by a spike of the same unit is given by

$$q^{(\tau)} = q_1^{(\tau)} = q_2^{(\tau)} = P(X_-^{(\tau)} < X_+^{(\tau)}) = \int_0^{+\infty} f_-(t|\tau) \bar{F}_+(t|\tau) dt. \tag{20}$$

We are now able to provide the expressions of (20) and of the distribution function of the observable random variable

$$T^{(\tau)} = \min\{X_-^{(\tau)}, X_+^{(\tau)}\}. \tag{21}$$

Note that $T^{(\tau)}$ describes the intertime between a spike occurring at time τ and the subsequent spike. A relevant role is played by the free firing rate function $s(\cdot)$ and by the auxiliary function $u(\cdot)$ appearing in the recovery function (9).

Proposition 1. *For a network constituted by $d = 2$ units we have*

$$q^{(\tau)} = \frac{1}{2} \left\{ 1 - \int_0^{+\infty} e^{-v} u(\phi_\tau^{-1}(v)) dv \right\}, \tag{22}$$

$$F_T^{(\tau)}(t) := P(T^{(\tau)} \leq t) = 1 - e^{-\phi_\tau(t)}, \quad t \geq 0. \tag{23}$$

where

$$\phi_\tau(t) := \int_\tau^{\tau+t} s(v) dv, \quad t \geq 0, \tag{24}$$

and where $\phi_\tau^{-1}(\cdot)$ is the inverse function of $\phi_\tau(\cdot)$.

Proof. From (19) and (20) we have

$$q^{(\tau)} = \frac{1}{2} \int_0^{+\infty} e^{-\phi_\tau(t)} s(\tau + t) [1 - u(t)] dt.$$

Eq. (22) thus follows by position $v = \phi_\tau(t)$. Moreover, making use of (19) and (21), and of the independence of $X_-^{(\tau)}$ and $X_+^{(\tau)}$, recalling (24) we get

$$P(T^{(\tau)} > t) = P(X_-^{(\tau)} > t) P(X_+^{(\tau)} > t) = e^{-\phi_\tau(t)}, \quad t \geq 0,$$

this giving Eq. (23). □

Since $u(\cdot)$ is a non-negative function, from (22) we have $q^{(\tau)} \leq 1/2$. Thus it is more likely that consecutive spikes are displayed by different units rather than the same unit. The function $\phi_\tau(t)$, defined in Eq. (24), is named *cumulative firing rate*.

The analysis of the model in the case of a network of d units can be performed by taking into account that, similarly to (20), the probability (15) is given by

$$q_j^{(\tau)} = P\left(X_{j,j}^{(\tau)} < \min_{i \neq j} \{X_{i,j}^{(\tau)}\}\right) = \int_0^{+\infty} f_{j,j}(t|\tau) \prod_{i \neq j} \bar{F}_{i,j}(t|\tau) dt, \quad (25)$$

where $f_{i,j}(t|\tau)$ and $\bar{F}_{i,j}(t|\tau)$ denote respectively the probability density and the complementary distribution function of $X_{i,j}^{(\tau)}$, for $i, j = 1, 2, \dots, d$. Due to (10), the terms in the right-hand-side of (25) do not depend on j , and thus we are now able to give the following extension of Proposition 1.

Proposition 2. *For a network constituted by d units we have, for $1 \leq j \leq d$,*

$$q^{(\tau)} = q_j^{(\tau)} = \frac{1}{2} \left\{ \frac{2}{d} - \int_0^{+\infty} e^{-(d/2)v} u(\phi_\tau^{-1}(v)) dv \right\}, \quad (26)$$

$$F_{T^{(\tau)}}(t) := P(T_j^{(\tau)} \leq t) = 1 - e^{-(d/2)\phi_\tau(t)}, \quad t \geq 0, \quad (27)$$

where $\phi_\tau(t)$ is defined in (24), and $\phi_\tau^{-1}(\cdot)$ is its inverse.

Proof. Making use of (14) and (25) we obtain Eq. (26). The expression (27) follows from the first of (13) and from (14), and recalling conditions (10). □

Hereafter, in Sections 4.1 and 4.2 we consider two special cases in which $s(t)$ is constant and of sinusoidal type.

4.1. Constant free firing rate. In this section we discuss the homogeneous case, in which the external inputs arrive to the network's units according to a constant intensity. We thus assume that the free firing rate is constant, so that

$$s(t) = \lambda \quad \text{for all } t \geq 0, \quad (28)$$

with $\lambda > 0$. We point out that in this case the distribution functions given in (14) do not depend on τ , and thus can be expressed as follows:

$$F_{i,j}(t) = F_{i,j}(t|\tau) = \exp \left\{ -\frac{1}{2} \lambda [t + c_{i,j} U(t)] \right\}, \quad t \geq 0, \quad (29)$$

where

$$U(t) := \int_0^t u(v) dv, \quad t \geq 0. \quad (30)$$

In this case we show that probability (20) can be expressed in terms of the mean of $u[T_j^{(\tau)}]$, and that the intertime $T_j^{(\tau)}$ is exponentially distributed. Moreover, since both quantities do not depend on τ and j , in this section we adopt the simpler notation $q = q_j^{(\tau)}$ and $T = T_j^{(\tau)}$.

Proposition 3. *For a network constituted by d units, under assumption (28) we have*

$$q = \frac{1}{d} \{1 - \mathbb{E}[u(T)]\}, \tag{31}$$

$$F_T(t) = 1 - e^{-\lambda(d/2)t}, \quad t \geq 0.$$

Proof. It follows from Proposition 2 and by noting that, due to assumption (28), the cumulative firing rate is linear, i.e. $\phi_\tau(t) = \lambda t$, and then $\phi_\tau^{-1}(y) = y/\lambda$. \square

Example 1. Making use of (30) and (31), we now evaluate function $U(\cdot)$ and probability q under two suitable choices of $u(\cdot)$.

(i) Let $u(t) = e^{-(\alpha t)^r}$, $t \geq 0$, with $\alpha > 0$ and $r > 0$. Then, the distribution function (29) can be easily evaluated, since

$$U(t) = \frac{1}{\alpha r} \gamma\left(\frac{1}{r}, (\alpha t)^r\right), \quad t \geq 0,$$

where $\gamma(\cdot, \cdot)$ is the lower incomplete gamma function. For instance, for $t \geq 0$ we have

$$U(t) = \begin{cases} \frac{2}{\alpha} e^{-\sqrt{\alpha t}} (e^{\sqrt{\alpha t}} - \sqrt{\alpha t} - 1), & \text{if } r = \frac{1}{2} \\ \frac{1}{\alpha} (1 - e^{-\alpha t}), & \text{if } r = 1 \\ \frac{\sqrt{\pi}}{2\alpha} \operatorname{erf}(\alpha t), & \text{if } r = 2, \end{cases}$$

where $\operatorname{erf}(\cdot)$ is the error function. Moreover, we can evaluate q for some choices of r :

$$q = \begin{cases} \frac{\sqrt{\pi}}{2d\sqrt{c}} \exp\left(\frac{1}{4c}\right) \operatorname{erfc}\left(\frac{1}{2\sqrt{c}}\right), & \text{if } r = \frac{1}{2} \\ \frac{1}{d} \frac{1}{1+c}, & \text{if } r = 1 \\ \frac{1}{2d} \left[2 - c\sqrt{\pi} \exp\left(\frac{c^2}{4}\right) \operatorname{erfc}\left(\frac{c}{2}\right)\right], & \text{if } r = 2, \end{cases}$$

where $\operatorname{erfc}(\cdot)$ is the complementary error function and

$$c := \frac{\lambda}{\alpha} \frac{d}{2}. \tag{32}$$

(ii) Let $u(t) = [1 + (\alpha t)^r]^{-1}$, $t \geq 0$, with $\alpha > 0$ and $r > 0$. Hence,

$$U(t) = {}_2F_1\left(1, \frac{1}{r}; 1 + \frac{1}{r}; -(\alpha t)^r\right), \quad t \geq 0,$$

where ${}_2F_1$ is the Gauss hypergeometric function. For instance, for $t \geq 0$ we have

$$U(t) = \begin{cases} \frac{2}{\alpha} \left[\sqrt{\alpha t} - \log(1 + \sqrt{\alpha t})\right], & \text{if } r = \frac{1}{2} \\ \frac{1}{\alpha} \log(1 + \alpha t), & \text{if } r = 1 \\ \frac{1}{\alpha} \arctan(\alpha t), & \text{if } r = 2. \end{cases}$$

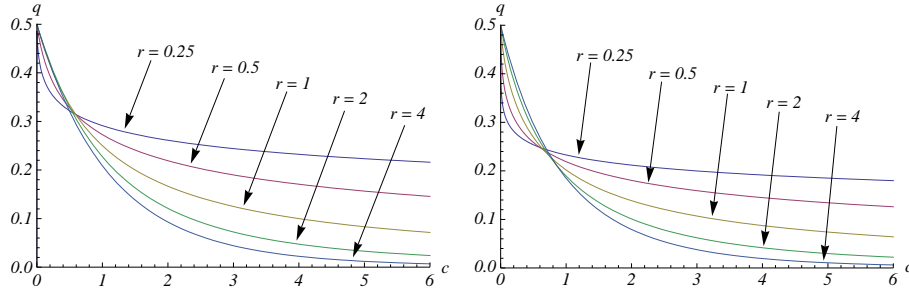


FIGURE 2. Probability q in cases (i) (left panel) and (ii) (right panel) of Example 1, for $d = 2$.

If $r = 1$ the following expression of q holds:

$$q = \frac{1}{d} [1 - ce^c \Gamma(0, c)]$$

where c is defined in (32), and $\Gamma(\cdot, \cdot)$ is the upper incomplete gamma function.

For both cases treated above, Figure 2 shows some plots of q as function of c , with various choices of r , and for $d = 2$.

We point out that Proposition 3 states that the interspike intervals described by T are exponentially distributed. This is significantly different from the distribution functions specified in (29).

4.2. Sinusoidal free firing rate. Several papers on neuronal activity focus on modulated stimuli described by periodic inputs. For instance we recall Tateno *et al.* [33], where the problem of finding the period of the oscillation in an oscillator driven by a period input is studied by means of a first-passage-time approach, and Yoshino *et al.* [34], where the effect of periodic pulse trains on oscillatory regimes neuronal membranes is investigated. More recent researches studied the behaviour of the leaky integrate-and-fire model driven by a sinusoidal current or slowly fluctuating signal (see, for instance, Barbi *et al.* [2], Picchini *et al.* [26]).

Aiming to include the presence of periodic external stimuli in model (7), in this section we consider the inhomogeneous case in which the time-varying free firing rate is given by

$$s(t) = \lambda + A \sin\left(\frac{2\pi}{P}t\right), \quad \text{for all } t \geq 0, \tag{33}$$

where $|A| \leq \lambda$ and $P > 0$. Hence, due to (27) the density of the spike intertimes $T^{(\tau)}$ for a network of d units is

$$f_T^{(\tau)}(t) = \frac{d}{2} s(t + \tau) e^{-(d/2)\phi_\tau(t)}, \quad t \geq 0, \tag{34}$$

where, due to (24), the cumulative firing rate is

$$\phi_\tau(t) = \lambda t + \frac{AP}{2\pi} \left[\cos\left(\frac{2\pi}{P}\tau\right) - \cos\left(\frac{2\pi}{P}(t + \tau)\right) \right], \quad t \geq 0.$$

Figure 3 displays some plots of density (34) for some choices of the involved parameters. It shows that the multimodality of such density reflects the periodicity of the free firing rate (33). Figure 4 gives the mean $M = \mathbb{E}[T^{(\tau)}]$ and the variance

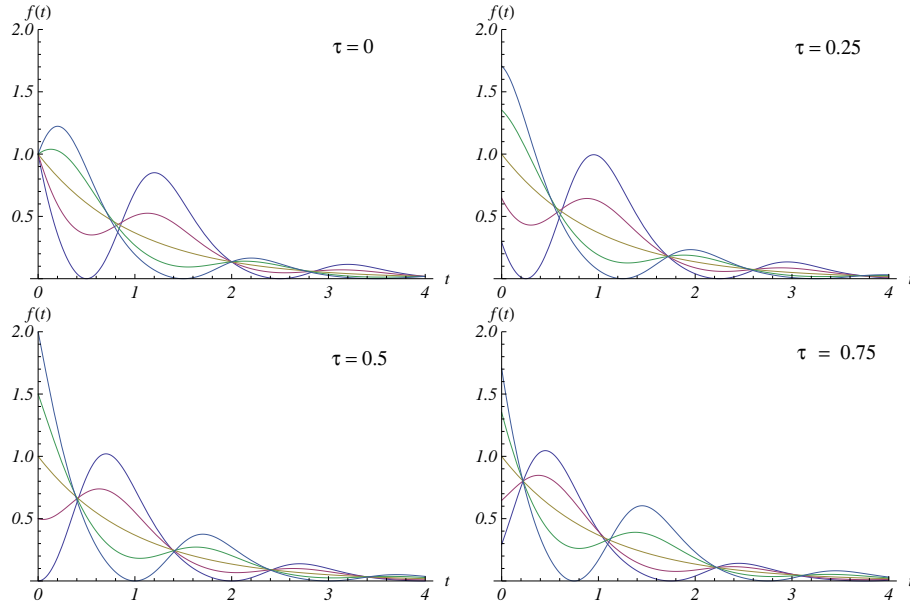


FIGURE 3. Density (34) for $A = -1, -0.5, 0, 0.5, 1$ (from bottom to top near the origin), with $d = 2, \lambda = 1$ and $P = 2$.

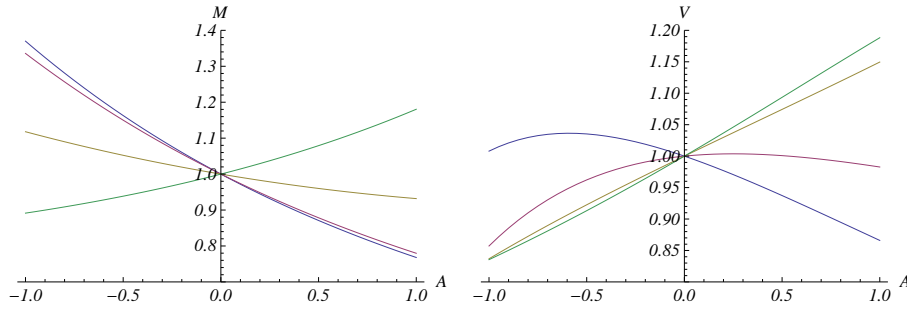


FIGURE 4. Mean (left panel) and variance (right panel) of density (34) for $\tau = 0, 0.25, 0.5, 0.75$ (from bottom to top when $A > 0$), with $d = 2, \lambda = 1$ and $P = 2$.

$V = \text{Var}[T^{(\tau)}]$ of the spike intertimes, obtained from (34) by numerical evaluation.

In this case a closed-form expression of probability $q^{(\tau)}$ seems not available. However, it can be numerically evaluated by making use of Proposition 1. See Figure 5 for some plots of $q^{(\tau)}$ when $u(t) = e^{-t}, t \geq 0$. In particular, the oscillating behaviour of $q^{(\tau)}$ with respect to τ is evident for large values of A (see the right panel of Figure 5).

5. Concluding remarks. The model proposed in this paper has been inspired by the suitable assumption that the conditional intensity function of the non-homogeneous Poisson process describing the number of neuronal firings is given by the

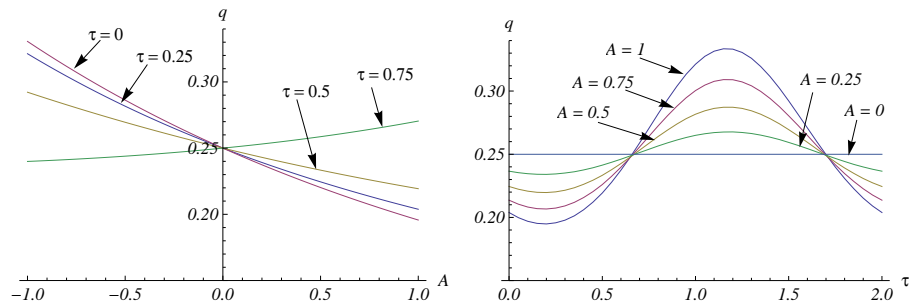


FIGURE 5. Plots of $q^{(\tau)}$ in the sinusoidal free firing rate case as a function of A (left panel) and of τ (right panel), for $u(t) = e^{-t}$, $t \geq 0$, with $d = 2$, $\lambda = 1$ and $P = 2$.

product of the free firing rate function and a suitable recovery function. We have proposed an extension dealing with a neural network composed of d excitatory units, in which the recovery function of each unit depends both on the time elapsed since the last spike and on the last spiking unit. Our approach, which is somewhat related to the competing risks model, leads to the general form of the interspike distribution and of the probability of consecutive spikes from the same unit.

Explicit results have been found when the free firing rate function is constant. We also considered the case when the free firing rate is sinusoidal, for which the density, the mean and the variance of the spike intertimes is investigated by means of numerical evaluations. In both cases we studied the probability that a spike of a generic unit, occurred at a fixed time, is followed by a spike of the same unit.

Acknowledgments. This work is partially supported by MIUR (PRIN 2008), Project “Mathematical models and computation methods for information processing and transmission in neuronal systems subject to stochastic dynamics”.

The authors thank the two referees for useful comments that improved the paper.

REFERENCES

- [1] D. J. Amit and N. Brunel, [Model of global spontaneous activity and local structured activity during delay periods in the cerebral cortex](#), *Cerebral Cortex*, **7** (1997), 237–252.
- [2] M. Barbi, S. Chillemi, A. Di Garbo and L. Reale, [Stochastic resonance in a sinusoidally forced LIF model with noisy threshold](#), *Biosystems*, **71** (2003), 23–28.
- [3] O. Bernander, C. Koch and M. Usher, The effect of synchronized inputs at the single neuron level, *Neural Computation*, **6** (1994), 622–641.
- [4] A. Buonocore, A. Di Crescenzo, V. Giorno, A. G. Nobile and L. M. Ricciardi, A Markov chain-based model for actomyosin dynamics, *Sci. Math. Japon.*, **70** (2009), 159–174.
- [5] A. Buonocore, A. Di Crescenzo, B. Martinucci and L. M. Ricciardi, A stochastic model for the stepwise motion in actomyosin dynamics, *Sci. Math. Japon.*, **58** (2003), 245–254.
- [6] M. J. Berry and M. Meister, Refractoriness and neural precision, *J. Neurosci.*, **18** (1998), 2200–2211.
- [7] A. N. Burkitt, [A review of the integrate-and-fire neuron model. I. Homogeneous synaptic input](#), *Biol. Cybern.*, **95** (2006), 1–19.
- [8] A. N. Burkitt, [A review of the integrate-and-fire neuron model. II. Inhomogeneous synaptic input and network properties](#), *Biol. Cybern.*, **95** (2006), 97–112.
- [9] H. P. Chan and W.-L. Loh, [Some theoretical results on neural spike train probability models](#), *Ann. Stat.*, **35** (2007), 2691–2722.

- [10] M. Crowder, *Classical Competing Risks*, Chapman & Hall/CRC, Boca Raton, 2001.
- [11] M. Deger, S. Cardanobile, M. Helias and S. Rotter, [The Poisson process with dead time captures important statistical features of neural activity](#), *BMC Neuroscience*, **10** (2009), P110.
- [12] A. Di Crescenzo, E. Di Nardo, A. G. Nobile, E. Pirozzi and L. M. Ricciardi, On some computational results for single neurons' activity modeling, *BioSystems*, **58** (2000), 19–26.
- [13] A. Di Crescenzo, V. Giorno, A. G. Nobile and L. M. Ricciardi, [Stochastic population models with interacting species](#), *J. Math. Biol.*, **42** (2001), 1–25.
- [14] A. Di Crescenzo, V. Giorno, A. G. Nobile and L. M. Ricciardi, [A note on birth-death processes with catastrophes](#), *Stat. Prob. Lett.*, **78** (2008), 2248–2257.
- [15] A. Di Crescenzo, V. Giorno, A. G. Nobile and L. M. Ricciardi, On time non-homogeneous stochastic processes with catastrophes, in *Cybernetics and Systems 2010* (ed. R. Trappl), Austrian Society for Cybernetic Studies, Vienna, 2010, 169–174.
- [16] A. Di Crescenzo and M. Longobardi, [On the NBU ageing notion within the competing risks model](#), *J. Stat. Plann. Infer.*, **136** (2006), 1638–1654.
- [17] A. Di Crescenzo and M. Longobardi, Competing risks within shock models, *Sci. Math. Japon.*, **67** (2008), 125–135.
- [18] A. Di Crescenzo, B. Martinucci, E. Pirozzi and L. M. Ricciardi, On the interaction between two Stein's neuronal units, in *Cybernetics and Systems 2004* (ed. R. Trappl), Austrian Society for Cybernetic Studies, Vienna, 2004, 205–210.
- [19] G. L. Gerstein and B. Mandelbrot, [Random walk models for the spike activity of a single neuron](#), *Biophys. J.*, **4** (1964), 41–68.
- [20] D. Hampel and P. Lansky, [On the estimation of refractory period](#), *J. Neurosci. Meth.*, **171** (2008), 288–295.
- [21] D. H. Johnson, [Point process models of single-neuron discharges](#), *J. Comput. Neurosci.*, **3** (1996), 275–299.
- [22] D. H. Johnson and A. Swami, [The transmission of signals by auditory-nerve fiber discharge patterns](#), *J. Acoust. Soc. Am.*, **74** (1983), 493–501.
- [23] R. E. Kass and V. Ventura, [A spike-train probability model](#), *Neural Comput.*, **13** (2001), 1713–1720.
- [24] A. Mazzoni, F. D. Broccard, E. Garcia-Perez, P. Bonifazi, M. E. Ruaro and V. Torre, [On the dynamics of the spontaneous activity in neuronal networks](#), *PLoS ONE*, **2** (2007), e439.
- [25] M. I. Miller, [Algorithms for removing recovery-related distortion from auditory nerve discharge patterns](#), *J. Acoust. Soc. Am.*, **77** (1985), 1452–1464.
- [26] U. Picchini, S. Ditlevsen, A. De Gaetano and P. Lansky, [Parameters of the diffusion leaky integrate-and-fire neuronal model for a slowly fluctuating signal](#), *Neural Comput.*, **20** (2008), 2696–2714.
- [27] L. M. Ricciardi, *Diffusion Processes and Related Topics in Biology*, Notes taken by Charles E. Smith, Lecture Notes in Biomathematics, Vol. 14, Springer-Verlag, Berlin-New York, 1977.
- [28] L. M. Ricciardi, [Modeling single neuron activity in the presence of refractoriness: New contributions to an old problem](#), in *Imagination and Rigor. Essays on Eduardo R. Caianiello's Scientific Heritage* (ed. S. Termini), Springer-Verlag Italia, 2006, 133–145.
- [29] L. M. Ricciardi, A. Di Crescenzo, V. Giorno and A. G. Nobile, On the instantaneous return process for neuronal diffusion models, in *Structure: from Physics to General Systems - Festschrift Volume in Honour of E.R. Caianiello on his Seventieth Birthday* (eds. M. Marinaro and G. Scarpetta), World Scientific, Singapore, 1992, 78–94.
- [30] L. M. Ricciardi, A. Di Crescenzo, V. Giorno and A. G. Nobile, An outline of theoretical and algorithmic approaches to first passage time problems with applications to biological modeling, *Math. Japon.*, **50** (1999), 247–322.
- [31] W. R. Softky and C. Koch, The highly irregular firing of cortical cells is inconsistent with temporal integration of random EPSPs, *The Journal of Neuroscience*, **13** (1993), 334–350.
- [32] R. B. Stein, [A theoretical analysis of neuronal variability](#), *Biophys. J.*, **5** (1965), 173–194.

- [33] T. Tateno, S. Doi, S. Sato and L. M. Ricciardi, [Stochastic phase lockings in a relaxation oscillator forced by a periodic input with additive noise: A first-passage-time approach](#), *J. Stat. Phys.*, **78** (1995), 917–935.
- [34] K. Yoshino, T. Nomura, K. Pakdaman and S. Sato, [Synthetic analysis of periodically stimulated excitable and oscillatory membrane models](#), *Phys. Rev. E (3)*, **59** (1999), 956–969.

Received October 15, 2012; Accepted April 11, 2013.

E-mail address: adicrescenzo@unisa.it

E-mail address: maria.longobardi@unina.it

E-mail address: bmartinucci@unisa.it