

MODELLING POPULATION GROWTH WITH DELAYED NONLOCAL REACTION IN 2-DIMENSIONS

DONG LIANG, JIANHONG WU AND FAN ZHANG

Department of Mathematics and Statistics, York University, Toronto, Ontario, Canada M3J 1P3

(Communicated by Stephen Gourley)

ABSTRACT. In this paper, we consider the population growth of a single species living in a two-dimensional spatial domain. New reaction-diffusion equation models with delayed nonlocal reaction are developed in two-dimensional bounded domains combining different boundary conditions. The important feature of the models is the reflection of the joint effect of the diffusion dynamics and the nonlocal maturation delayed effect. We consider and analyze numerical solutions of the mature population dynamics with some well-known birth functions. In particular, we observe and study the occurrences of asymptotically stable steady state solutions and periodic waves for the two-dimensional problems with nonlocal delayed reaction. We also investigate numerically the effects of various parameters on the period, the peak and the shape of the periodic wave as well as the shape of the asymptotically stable steady state solution.

1. Introduction. Mathematical modelling of population dynamics is a fast growing division, which has been playing more and more important roles in discovering the relation between species and their environment and in understanding the dynamics involved in the corresponding biological and physical processes.

A well-known logistic equation with time delay (see [9]) is given by:

$$\frac{du(t)}{dt} = pu(t) \left(1 - \frac{u(t-r)}{K} \right), \quad t > 0, \quad (1)$$

where $u(t)$ is the total population of the species at time $t \geq 0$, $p > 0$ is the birth rate coefficient, $K > 0$ is the carrying capacity of the environment, and $r \geq 0$ is the delay parameter reflecting the fact that the current growth rate is governed by the relative size of the population at time r ago, in comparison with the carrying capacity.

Then, by introducing simply a diffusion term and incorporating a discrete delay in the birth term, a widely used reaction-diffusion equation with delay and local effect on a two-dimensional bounded domain (see [1], [3], [4], and [9]) is described as:

$$\frac{\partial u}{\partial t} = D \frac{\partial^2 u}{\partial x^2} + D \frac{\partial^2 u}{\partial y^2} + pu(t, x, y) \left(1 - \frac{u(t-r, x, y)}{K} \right), \quad t > 0, \quad (2)$$

2000 *Mathematics Subject Classification.* 92D25, 65M06, 35K57, 41A28.

Key words and phrases. population growth, 2-d reaction-diffusion, time delay, non-local reaction, numerical analysis.

where $u(t, x, y)$ is the density of the population of the species at time $t \geq 0$ and location (x, y) , and D is the diffusion coefficient.

In recent years, new mathematical models incorporating delayed effects have been studied. Smith in [10] and Smith and Thieme in [11] derived a scalar delayed differential equation for the population with immature and mature age classes. The maturation period was regarded as the time delay. Using the same idea, a system of delayed differential equations for mature population in a patchy environment was proposed by So, Wu and Zou in [12]. Furthermore, in [13], they derived a non-local reaction-diffusion equation with time delay in a continuous unbounded one-dimensional spatial domain. Existence of travelling wavefronts for this model was also studied in [13]. Moreover, Liang and Wu [6] considered a species living in a spatially transporting one-dimensional field and derived a reaction advection diffusion equation model with an advection term accounting for the spatial transport and a spatial translation in the delayed nonlocal effect term. Travelling wavefronts for the unbounded one-dimensional domain were studied both theoretically and numerically in [6].

However, there is particular interest in studying the species population with nonlocal delayed effect living in a high-dimensional bounded spatial field. It is very important and difficult to investigate the asymptotically stable steady state solutions and the periodic wave solutions for the high-dimensional problems with nonlocal delayed effects. In this paper, we consider the population growth of a single species living in a two-dimensional spatial domain. Only two age classes, that is, immature and mature populations are assumed for the species and the fixed maturation period is regarded as the time delay. Both the death rate and the diffusion rate of the mature population are further supposed to be age independent. New reaction-diffusion equation (RED) models with delayed nonlocal reaction are developed in two-dimensional bounded domains. The important feature of the models is that they reflect the joint effect of the diffusion dynamics and the nonlocal maturation delayed effect in the bounded two-dimensional domain. We focus on the numerical computation and analysis of the mature population dynamics on the two-dimensional bounded domains with some well-known birth functions combining with Neumann and Dirichlet boundary conditions. In particular, we investigate numerically the occurrences of the asymptotically stable steady state solutions and the periodic waves for certain ranges of birth rate and death rate parameters. In addition, the effects of various parameters on the periodic waves and the asymptotically stable steady state solutions are further investigated. Moreover, the initial condition is considered as a function of time and space, and its effect on the mature population dynamics is also studied.

The paper is organized as follows. In the next section, we derive the new reaction-diffusion equation models with delayed nonlocal reactions in two dimensional bounded domains. In Section 3, we introduce numerical methods for simulating the models in two-dimensional bounded domains. We report our numerical results and analyze in detail the dynamical behaviours of the processes in Section 4. Finally, we draw some conclusions in Section 5.

2. RDE Models in 2-D. Starting from the age-structured population dynamic, we consider the population growth of a single species in a two-dimensional bounded domain. The reaction-diffusion equation models with delayed nonlocal reactions will be derived for the maturation population in 2-D. Let $\Omega = [0, L_x] \times [0, L_y]$ be

the spatial living two-dimensional domain of the species, $u(t, a, x, y)$ denote the density of the population of the species at time $t \geq 0$, the age $a \geq 0$ and the spatial location $(x, y) \in \Omega$. Let $D(a)$ and $d(a)$ denote the diffusion rate and death rate at age a respectively. Then, the population density function $u(t, a, x, y)$ satisfies

$$\frac{\partial u}{\partial t} + \frac{\partial u}{\partial a} = D(a) \frac{\partial^2 u}{\partial x^2} + D(a) \frac{\partial^2 u}{\partial y^2} - d(a)u, \quad t > 0, \quad a > 0, \quad (x, y) \in \Omega. \quad (3)$$

At first, let us consider the Neumann boundary condition:

$$\frac{\partial}{\partial x} u(t, a, 0, y) = 0, \quad \frac{\partial}{\partial x} u(t, a, L_x, y) = 0, \quad 0 \leq y \leq L_y, \quad (4)$$

$$\frac{\partial}{\partial y} u(t, a, x, 0) = 0, \quad \frac{\partial}{\partial y} u(t, a, x, L_y) = 0, \quad 0 \leq x \leq L_x, \quad (5)$$

for $t \geq 0$ and $a \geq 0$.

Assume that the population has only two age stages as mature and immature species. Let $r \geq 0$ denote the fixed maturation time for the species and $a_l > 0$ be the life limit of an individual species. Therefore, $u(t, a_l, x, y) = 0$ at any time $t > 0$ and any $(x, y) \in \Omega$. The total mature population is denoted by $w(t, x, y)$ and

$$w(t, x, y) = \int_r^{a_l} u(t, a, x, y) da, \quad t \geq 0, \quad (x, y) \in \Omega.$$

Since only the mature population can reproduce, we have

$$u(t, 0, x, y) = b(w(t, x, y)), \quad t \geq 0, \quad (x, y) \in \Omega, \quad (6)$$

where $b(\cdot) : [0, \infty) \rightarrow [0, \infty)$ is the birth function.

Suppose D_m and d_m are the age-independent diffusion rate and death rate for the mature population respectively, that is, $D(a) = D_m$ and $d(a) = d_m$ for $a \in [r, a_l]$. Then integrating (3) leads to

$$\frac{\partial w}{\partial t} = u(t, r, x, y) + D_m \frac{\partial^2 w}{\partial x^2} + D_m \frac{\partial^2 w}{\partial y^2} - d_m w. \quad (7)$$

Further, we can eliminate $u(t, r, x, y)$ from (7), which can be achieved as follows. Let us fix $s \geq 0$ and define $V^s(t, x, y) = u(t, t - s, x, y)$ for $s \leq t \leq s + r$. Then, from (3), it follows, for $s \leq t \leq s + r$, that

$$\frac{\partial V^s}{\partial t} = D(t - s) \frac{\partial^2 V^s}{\partial x^2} + D(t - s) \frac{\partial^2 V^s}{\partial y^2} - d(t - s)V^s, \quad (8)$$

with

$$V^s(s, x, y) = b(w(s, x, y)), \quad (x, y) \in \Omega \quad (9)$$

and the corresponding boundary conditions

$$\frac{\partial}{\partial x} V^s(t, 0, y) = 0, \quad \frac{\partial}{\partial x} V^s(t, L_x, y) = 0, \quad y \in [0, L_y], \quad t \geq 0, \quad (10)$$

$$\frac{\partial}{\partial y} V^s(t, x, 0) = 0, \quad \frac{\partial}{\partial y} V^s(t, x, L_y) = 0, \quad x \in [0, L_x], \quad t \geq 0. \quad (11)$$

Note that (8) is a linear reaction diffusion equation in 2-D, we can solve (8)-(11) by the method of separation variables. Let $V^s(t, x, y) = \Psi(t)\Phi(x, y)$. From (8) it leads to

$$\Psi'(t)\Phi(x, y) = D(t - s)\Psi(t)\left(\Phi''_{xx}(x, y) + \Phi''_{yy}(x, y)\right) - d(t - s)\Psi(t)\Phi(x, y).$$

The corresponding eigenvalue problem of (8) - (11) is

$$-\left(\frac{\partial^2 \Phi}{\partial x^2} + \frac{\partial^2 \Phi}{\partial y^2}\right) = \lambda \Phi, \quad (x, y) \in \Omega, \tag{12}$$

$$\Phi_x(0, y) = 0, \quad \Phi_y(L_x, y) = 0, \quad y \in [0, L_y], \tag{13}$$

$$\Phi_x(x, 0) = 0, \quad \Phi_y(x, L_y) = 0, \quad x \in [0, L_x]. \tag{14}$$

We have the following solutions of (12) - (14):

$$\lambda_n = \left(\frac{n\pi}{L_x}\right)^2, \quad n = 0, 1, 2, \dots,$$

$$\lambda_m = \left(\frac{m\pi}{L_y}\right)^2, \quad m = 0, 1, 2, \dots,$$

$$\lambda_{n,m} = \left(\frac{m\pi}{L_x}\right)^2 + \left(\frac{m\pi}{L_y}\right)^2, \quad n, m = 0, 1, 2, \dots,$$

$$\Phi_{n,m}(x, y) = \cos \sqrt{\lambda_n}x \cos \sqrt{\lambda_m}y, \quad n, m = 0, 1, 2, \dots.$$

Further, we obtain the following series solution for (8) - (11):

$$V^s(t, x, y) = \sum_{n,m=0}^{\infty} a_{n,m}(s) e^{-\int_s^t [\lambda_{n,m} D(\theta-s) + d(t-\theta)] d\theta} \cos \sqrt{\lambda_n}x \cos \sqrt{\lambda_m}y, \tag{15}$$

where

$$a_{0,0}(s) = \frac{1}{L_x L_y} \int_0^{L_x} \int_0^{L_y} b(w(s, z_x, z_y)) dz_x dz_y,$$

$$a_{0,m}(s) = \frac{2}{L_x L_y} \int_0^{L_x} \int_0^{L_y} b(w(s, z_x, z_y)) \cos \sqrt{\lambda_m}z_y dz_x dz_y, \quad m = 1, 2, \dots,$$

$$a_{n,0}(s) = \frac{2}{L_x L_y} \int_0^{L_x} \int_0^{L_y} b(w(s, z_x, z_y)) \cos \sqrt{\lambda_n}z_x dz_x dz_y, \quad n = 1, 2, \dots,$$

$$a_{n,m}(s) = \frac{4}{L_x L_y} \int_0^{L_x} \int_0^{L_y} b(w(s, z_x, z_y)) \cos \sqrt{\lambda_n}z_x \cos \sqrt{\lambda_m}z_y dz_x dz_y, \\ n, m = 1, 2, \dots.$$

Let D_I and d_I denote the diffusion and death rates of the immature population, respectively, i. e., $D(a) = D_I(a)$ and $d(a) = d_I(a)$ for $a \in [0, r]$. Let

$$\varepsilon = e^{-\int_0^\tau d_I(a) da}, \quad \alpha = \int_0^\tau D_I(a) da, \tag{16}$$

with the use of the relation $u(t, r, x, y) = V^{t-r}(t, x, y)$, we finally obtain a reaction-diffusion equation model in 2-D with delayed nonlocal reaction and the Neumann boundary condition as following:

$$\frac{\partial w}{\partial t} = D_m \frac{\partial^2 w}{\partial x^2} + D_m \frac{\partial^2 w}{\partial y^2} - d_m w + F(x, y, w(t-r, \cdot)), \tag{17}$$

$$(x, y) \in \Omega, \quad t \in (0, T],$$

$$w(t, x, y) = w_0(t, x, y), \quad (x, y) \in \Omega, \quad t \in [-r, 0], \tag{18}$$

$$\frac{\partial}{\partial x} w(t, 0, y) = 0, \quad \frac{\partial}{\partial x} w(t, L_x, y) = 0, \quad 0 \leq y \leq L_y, \tag{19}$$

$$\frac{\partial}{\partial y} w(t, x, 0) = 0, \quad \frac{\partial}{\partial y} w(t, x, L_y) = 0, \quad 0 \leq x \leq L_x, \tag{20}$$

where $w_0(t, x, y)$ is an initial function which should be specified, and

$$\begin{aligned}
 F(x, y, w(t-r, \cdot)) &= \frac{\varepsilon}{L_x L_y} \int_0^{L_x} \int_0^{L_y} b(w(t-r, z_x, z_y)) \cdot \\
 &\quad \left\{ 1 + \sum_{n=1}^{\infty} \left[\cos \frac{n\pi(x-z_x)}{L_x} + \cos \frac{n\pi(x+z_x)}{L_x} \right] e^{-\alpha \left(\frac{n\pi}{L_x}\right)^2} \right. \\
 &\quad + \sum_{m=1}^{\infty} \left[\cos \frac{m\pi(y-z_y)}{L_y} + \cos \frac{m\pi(y+z_y)}{L_y} \right] e^{-\alpha \left(\frac{m\pi}{L_y}\right)^2} \\
 &\quad + \sum_{n=1}^{\infty} \sum_{m=1}^{\infty} \left[\cos \frac{n\pi(x-z_x)}{L_x} + \cos \frac{n\pi(x+z_x)}{L_x} \right] \cdot \\
 &\quad \left. \left[\cos \frac{m\pi(y-z_y)}{L_y} + \cos \frac{m\pi(y+z_y)}{L_y} \right] \cdot \right. \\
 &\quad \left. e^{-\alpha \left[\left(\frac{n\pi}{L_x}\right)^2 + \left(\frac{m\pi}{L_y}\right)^2\right]} \right\} dz_x dz_y. \quad (21)
 \end{aligned}$$

The homogeneous Neumann boundary condition indicates an isolating boundary, and no species can go through the boundary. In the same way, we can consider the problem with the Dirichlet boundary condition, mixed boundary condition and periodic boundary condition. The similar 2-D reaction-diffusion equation models are obtained but with different delayed nonlocal reaction terms.

The 2-D model with delayed nonlocal reaction and the Dirichlet boundary condition is

$$\begin{aligned}
 \frac{\partial w}{\partial t} &= D_m \frac{\partial^2 w}{\partial x^2} + D_m \frac{\partial^2 w}{\partial y^2} - d_m w + F(x, y, w(t-r, \cdot)), \\
 &\quad (x, y) \in [0, L_x] \times [0, L_y], \quad t > 0, \quad (22) \\
 w(t, x, y) &= w_0(t, x, y), \quad (x, y) \in [0, L_x] \times [0, L_y], \quad t \in [-r, 0], \quad (23) \\
 w(t, x, 0) &= 0, \quad w(t, x, L_y) = 0, \quad 0 \leq x \leq L_x, \quad t \geq 0, \quad (24) \\
 w(t, 0, y) &= 0, \quad w(t, L_x, y) = 0, \quad 0 \leq y \leq L_y, \quad t \geq 0, \quad (25)
 \end{aligned}$$

where

$$\begin{aligned}
 F(x, y, w(t-r, \cdot)) &= \frac{\varepsilon}{L_x L_y} \int_0^{L_x} \int_0^{L_y} b(w(t-r, z_x, z_y)) \cdot \\
 &\quad \sum_{n=1}^{\infty} \sum_{m=1}^{\infty} \left[\cos \frac{n\pi(x-z_x)}{L_x} - \cos \frac{n\pi(x+z_x)}{L_x} \right] \cdot \\
 &\quad \left[\cos \frac{m\pi(y-z_y)}{L_y} - \cos \frac{m\pi(y+z_y)}{L_y} \right] e^{-\alpha \left[\left(\frac{n\pi}{L_x}\right)^2 + \left(\frac{m\pi}{L_y}\right)^2\right]} dz_x dz_y. \quad (26)
 \end{aligned}$$

The 2-D model with delayed nonlocal reaction and the mixed boundary condition is

$$\begin{aligned} \frac{\partial w}{\partial t} &= D_m \frac{\partial^2 w}{\partial x^2} + D_m \frac{\partial^2 w}{\partial y^2} - d_m w + \frac{\varepsilon}{L_x L_y} \int_0^{L_x} \int_0^{L_y} b(w(t-r, z_x, z_y)) \cdot \\ &\left\{ \sum_{n,m=1}^{\infty} \left[\cos \frac{(2n-1)\pi}{2L_x} (x-z_x) - \cos \frac{(2n-1)\pi}{2L_x} (x+z_x) \right] \right. \\ &\left[\cos \frac{(2m-1)\pi}{2L_y} (y-z_y) - \cos \frac{(2m-1)\pi}{2L_y} (y+z_y) \right] \cdot \\ &\left. e^{-\alpha \left(\left(\frac{(2n-1)\pi}{2L_x} \right)^2 + \left(\frac{(2m-1)\pi}{2L_y} \right)^2 \right)} \right\} dz_x dz_y, \end{aligned} \quad (27)$$

$$(x, y) \in [0, L_x] \times [0, L_y], \quad t > 0,$$

$$w(t, 0, y) = 0, \quad \frac{\partial}{\partial x} w(t, L_x, y) = 0, \quad y \in [0, L_y], \quad t \geq 0, \quad (28)$$

$$w(t, x, 0) = 0, \quad \frac{\partial}{\partial y} w(t, x, L_y) = 0, \quad x \in [0, L_x], \quad t \geq 0, \quad (29)$$

$$w(t, x, y) = w_0(t, x, y), \quad (x, y) \in [0, L_x] \times [0, L_y], \quad t \in [-r, 0]. \quad (30)$$

The 2-D model with delayed nonlocal reaction and the periodic boundary is

$$\begin{aligned} \frac{\partial w}{\partial t} &= D_m \frac{\partial^2 w}{\partial x^2} + D_m \frac{\partial^2 w}{\partial y^2} - d_m w + \frac{\varepsilon}{4L_x L_y} \int_{-L_x}^{L_x} \int_{-L_y}^{L_y} b(w(t-r, z_x, z_y)) \cdot \\ &\left\{ 1 + 2 \sum_{n=1}^{\infty} \left[\cos \frac{n\pi}{L_x} (x-z_x) \right] e^{-\alpha \left(\frac{n\pi}{L_x} \right)^2} + 2 \sum_{m=1}^{\infty} \left[\cos \frac{n\pi}{L_y} (x-z_y) \right] e^{-\alpha \left(\frac{n\pi}{L_y} \right)^2} \right. \\ &\left. + 4 \sum_{n,m=1}^{\infty} \left[\cos \frac{n\pi}{L_x} (x-z_x) \cos \frac{n\pi}{L_y} (x-z_y) \right] e^{-\alpha \left(\left(\frac{n\pi}{L_x} \right)^2 + \left(\frac{n\pi}{L_y} \right)^2 \right)} \right\} dz_x dz_y \end{aligned} \quad (31)$$

$$(x, y) \in [-L_x, L_x] \times [-L_y, L_y], \quad t > 0,$$

$$w(t, -L_x, y) = w(t, L_x, y), \quad y \in [-L_y, L_y], \quad t \geq 0, \quad (32)$$

$$\frac{\partial}{\partial x} w(t, -L_x, y) = \frac{\partial}{\partial x} w(t, L_x, y), \quad y \in [-L_y, L_y], \quad t \geq 0, \quad (33)$$

$$w(t, x, -L_y) = w(t, x, L_y), \quad x \in [-L_x, L_x], \quad t \geq 0, \quad (34)$$

$$\frac{\partial}{\partial x} w(t, x, -L_y) = \frac{\partial}{\partial x} w(t, x, L_y), \quad x \in [-L_x, L_x], \quad t \geq 0, \quad (35)$$

$$w(t, x, y) = w_0(t, x, y), \quad (x, y) \in [-L_x, L_x] \times [-L_y, L_y], \quad t \in [-r, 0]. \quad (36)$$

Models (17) - (21), (22) - (26) as well as (27) - (30) and (31) - (36) are two-dimensional reaction-diffusion equations with time delay and nonlocal reaction. Here, ε reflects the impact of the death rate of immature and α represents the effect of the dispersal rate of the immature on the growth rate of the mature population. $F(x, y, w(t-r, \cdot))$ represents the nonlocal spatial effect with time delay. When $\alpha \rightarrow 0$ and $\varepsilon \rightarrow 1$, that is, if all immature population live to maturity without death and dispersal, then the model equation becomes

$$\frac{\partial w}{\partial t} = D_m \frac{\partial^2 w}{\partial x^2} + D_m \frac{\partial^2 w}{\partial y^2} - d_m w + b(w(t-r, x, y)), \quad (x, y) \in \Omega, \quad t > 0, \quad (37)$$

which is the local time delay problem on a bounded domain. This local delay problems have been widely studied in many papers, such as [16], [7], [14] and [15] for the

finite domain case. The problems with delayed nonlocal effects in a one-dimensional bounded domain have recently been studied in [5] by Liang, So, Zhang and Zou. In the following sections, we will focus on the numerical computation and numerical analysis of 2-D reaction-diffusion equation models with delayed nonlocal reaction combining with Neumann and Dirichlet boundary conditions. In particular, we will observe numerically the dynamical behaviours of the population processes.

3. Numerical Schemes on 2-D Domains. In order to investigate numerically the above RDE models in 2-D, we will introduce numerical methods in this section. Let us consider the 2-D model with the Dirichlet boundary condition:

$$\frac{\partial w}{\partial t} = D_m \frac{\partial^2 w}{\partial x^2} + D_m \frac{\partial^2 w}{\partial y^2} - d_m w + F(x, y, w(t-r, \cdot)), \quad (x, y) \in \Omega, \quad t > 0, \quad (38)$$

where $\Omega = [0, L_x] \times [0, L_y]$, and

$$\begin{aligned} F(x, y, w(t-r, \cdot)) &= \frac{\varepsilon}{L_x L_y} \int_0^{L_x} \int_0^{L_y} b(w(t-r, z_x, z_y)) \cdot \\ &\quad \sum_{n=1}^{\infty} \sum_{m=1}^{\infty} \left[\cos \frac{n\pi(x-z_x)}{L_x} - \cos \frac{n\pi(x+z_x)}{L_x} \right] \cdot \\ &\quad \left[\cos \frac{m\pi(y-z_y)}{L_y} - \cos \frac{m\pi(y+z_y)}{L_y} \right] e^{-\alpha \left[\left(\frac{n\pi}{L_x} \right)^2 + \left(\frac{m\pi}{L_y} \right)^2 \right]} dz_x dz_y \end{aligned} \quad (39)$$

$$w(t, x, y) = w_0(t, x, y), \quad (x, y) \in \Omega, \quad t \in [-r, 0], \quad (40)$$

$$w(t, x, 0) = 0, \quad w(t, x, L_y) = 0, \quad 0 \leq x \leq L_x, \quad t \geq 0, \quad (41)$$

$$w(t, 0, y) = 0, \quad w(t, L_x, y) = 0, \quad 0 \leq y \leq L_y, \quad t \geq 0. \quad (42)$$

Take a uniform spatial grid for the domain $\Omega = [0, L_x] \times [0, L_y]$ with nodes (x_i, y_j) , $i = 0, 1, 2, \dots, m_x$; $j = 0, 1, 2, \dots, m_y$ such that

$$0 = x_0 < x_1 < \dots < x_i < \dots < x_{m_x} = L_x,$$

$$0 = y_0 < y_1 < \dots < y_j < \dots < y_{m_y} = L_y,$$

where m_x and m_y are positive integers. Denote spatial step sizes $\Delta x = \frac{L_x}{m_x}$ and $\Delta y = \frac{L_y}{m_y}$, then, $x_i = x_0 + i\Delta x$ for $i = 0, 1, 2, \dots, m_x$ and $y_j = y_0 + j\Delta y$ for $j = 0, 1, 2, \dots, m_y$.

Similarly, let $n = 0, 1, 2, \dots, k$, and let T be the final time, a uniform partition on the time interval is defined as

$$0 = t_0 < t_1 < \dots < t_n < \dots < t_k = T,$$

where k is a positive integer and the time step size is $\Delta t = \frac{T}{k}$; $t_n = n\Delta t$ for $n = 0, 1, 2, \dots, k$. Further, denote $W_{i,j}^n$ as the approximate value of $w(t_n, x_i, y_j)$.

By using the backward-difference method, the differential operators in (38) can be approximated by

$$\frac{\partial w}{\partial t}(t_n, x_i, y_j) = \frac{w_{i,j}^n - w_{i,j}^{n-1}}{\Delta t} + O(\Delta t), \quad (43)$$

$$\frac{\partial^2 w}{\partial x^2}(t_n, x_i, y_j) = \frac{w_{i-1,j}^n - 2w_{i,j}^n + w_{i+1,j}^n}{(\Delta x)^2} + O((\Delta x)^2), \quad (44)$$

$$\frac{\partial^2 w}{\partial y^2}(t_n, x_i, y_j) = \frac{w_{i,j-1}^n - 2w_{i,j}^n + w_{i,j+1}^n}{(\Delta y)^2} + O((\Delta y)^2), \quad (45)$$

for $n = 1, 2, \dots, k$, $i = 1, 2, \dots, m_x$ and $j = 1, 2, \dots, m_y$.

Additionally, in order to obtain a numerical scheme of equation (38) on the spatial and time nodes, we need to deal with the delayed nonlocal effect term $F(x, y, w(t-r, \cdot))$ discretely. Let $W_{i,j}^{n-k(r)}$ be the approximation of $w(t_n - r, x_i, y_j)$. If $r = k_r \Delta t$ for the integer $k_r \geq 0$, then $W_{i,j}^{n-k(r)}$ is defined at the nodes of the space-time field as $W_{i,j}^{n-k_r}$. However, if $k_r \Delta t < r < (k_r + 1) \Delta t$, we will define $W_{i,j}^{n-k(r)}$ to be the linear interpolation of $W_{i,j}^{n-k_r}$ and $W_{i,j}^{n-(k_r+1)}$. High-order interpolations can be defined from multilevel values to approximate $W_{i,j}^{n-k(r)}$ for increasing the accuracy.

Furthermore, let $S_{N,M}(x, y, z_x, z_y)$ be the approximation function to the infinite series function of the term $F(x, y, w(t-r, \cdot))$ that is,

$$S_{N,M}(x, y, z_x, z_y) = \sum_{n=1}^N \sum_{m=1}^M \left[\cos \frac{n\pi(x-z_x)}{L_x} - \cos \frac{n\pi(x+z_x)}{L_x} \right] \left[\cos \frac{m\pi(y-z_y)}{L_y} - \cos \frac{m\pi(y+z_y)}{L_y} \right] e^{-\alpha \left[\left(\frac{n\pi}{L_x} \right)^2 + \left(\frac{m\pi}{L_y} \right)^2 \right]} \quad (46)$$

with the rate of $O(e^{-\alpha \left[\left(\frac{N\pi}{L_x} \right)^2 + \left(\frac{M\pi}{L_y} \right)^2 \right]})$. Here, N and M are large positive integers. Therefore,

$$\begin{aligned} F_{i,j}^n &= F(x_i, y_j, W_{i,j}^{n-k(r)}) \\ &\approx \frac{\varepsilon}{L_x L_y} \int_0^{L_x} \int_0^{L_y} b(W^{n-k(r)}(z_x, z_y)) S_{N,M}(x_i, y_j, z_x, z_y) dz_x dz_y, \end{aligned} \quad (47)$$

which is used to approximate the delayed nonlocal effect term. The quadrature techniques can be applied to this formula (47). Composite Simpson's method (see, [2]) is used to obtain the delayed nonlocal effect terms $F(x, y, W(t-r, \cdot))$ in our computations and the truncation error is $O((\Delta x)^4 + (\Delta y)^4)$.

Finally, we obtain the finite difference scheme for the 2-D RDE model (38) with delayed nonlocal reaction:

$$W_{i,j}^n = \frac{1}{\mu} \left\{ D_m (W_{i+1,j}^n + W_{i-1,j}^n) + D_m \nu (W_{i,j+1}^n + W_{i,j-1}^n) + (\Delta x)^2 \left(\frac{W_{i,j}^{n-1}}{\Delta t} + F_{i,j}^n \right) \right\} \quad (48)$$

where $\nu = \left(\frac{\Delta x}{\Delta y} \right)^2$ and $\mu = 2D_m(1 + \nu) + \Delta x^2 \left(d_m + \frac{1}{\Delta t} \right)$.

Many solution techniques of equations can be applied to solve the system above, such as the Jacobi iterative method, Gauss-Seidel iterative method and SOR iterative method (see, [2]). Let us give a short description of these iterative methods. Consider the solution of a general system of equations $\mathbf{Ax} = \mathbf{b}$. Let x_i refer to the i th element of the vector \mathbf{x} , $k \geq 1$ represent the iteration number, and a_{ij} , b_i , $i, j = 1, 2, \dots, n$ be the components of the matrices $A_{n \times n}$ and \mathbf{b} respectively. Assume $a_{ii} \neq 0$ for $i = 1, 2, \dots, n$. Then, the Jacobi iterative method can be expressed as

$$x_i^{(k)} = \frac{-\sum_{j=1, j \neq i}^n a_{ij} x_j^{(k-1)} + b_i}{a_{ii}},$$

for $i = 1, 2, \dots, n$, and the Gauss-Seidel iterative method has the form

$$x_i^{(k)} = \frac{-\sum_{j=1}^{i-1} a_{ij} x_j^{(k)} - \sum_{j=i+1}^n a_{ij} x_j^{(k-1)} + b_i}{a_{ii}},$$

for $i = 1, 2, \dots, n$.

Furthermore, the SOR iterative method is described as

$$x_i^{(k)} = (1 - \omega)x_i^{(k-1)} + \frac{\omega(-\sum_{j=1}^{i-1} a_{ij}x_j^{(k)} - \sum_{j=i+1}^n a_{ij}x_j^{(k-1)} + b_i)}{a_{ii}},$$

for $i = 1, 2, \dots, n$, where $\omega > 0$ is called the relaxation factor. When $\omega = 1$, this method becomes the Gauss-Seidel iterative method. Normally, the SOR method has the fastest convergence rate if $1 < \omega < 2$, and the Gauss-Seidel iterative method converges faster than the Jacobi iterative method. The Gauss-Seidel iterative method is applied to solve the system of equations (48) in our numerical computations.

4. Numerical Analyses of 2-D Models. We now study numerically the solutions of the two-dimensional reaction-diffusion equation models with delayed nonlocal reaction derived in Section 2. In our computations, two birth functions which were widely used in the studying of Nicholson’s blowflies equation (for example, see [5], [6], [9], and [13]) are considered:

$$b_1(w) = pwe^{-aw^q}, \tag{49}$$

with $p > 0, q > 0$, and $a > 0$, and

$$b_2(w) = \begin{cases} pw(1 - \frac{w^q}{K_c^q}), & 0 \leq w \leq K_c, \\ 0, & w > K_c, \end{cases} \tag{50}$$

with $p > 0, q > 0$, and $K_c > 0$. $q = 1$ has been normally used in the literature, here we use q as a parameter to reflect the intensity of competition for limited resources that accounts for the crowding effect. Additionally, the initial condition $w_0(t, x, y)$ is given to be a space-time function in the domain $\Omega \times [-r, 0]$.

By using the finite difference method coupled with the iterative technique described in Section 3, we can obtain the numerical solutions of the two-dimensional reaction-diffusion equation with delayed nonlocal reaction. Our numerical simulations show that the positive stable steady state solutions exist under a large range of the biological parameters. In addition, the positive periodic wave appears when the ratio of the birth parameter over the death parameter is greater than a certain value, and many other parameters also affect the periodic solution of the dynamical system. Furthermore, some impacts can be made by the initial condition on the mature population dynamics.

4.1. 2-D Neumann Problems with $b_1(w)$. First, we consider the Neumann problem with delayed nonlocal reaction and the birth function $b_1(w) = pwe^{-aw^q}$. This birth function with $q = 1$ has been widely used in the well-studied Nicholson’s blowflies equation. It increases monotonically before reaching the peak and then decays almost exponentially to zero.

Let the spatial domain $\Omega = [0, \pi] \times [0, \pi]$. The Neumann boundary condition for the total mature population $w(t, x, y)$ is given as

$$\frac{\partial}{\partial x}w(t, 0, y) = 0, \quad \frac{\partial}{\partial x}w(t, \pi, y) = 0, \quad 0 \leq y \leq \pi \tag{51}$$

and

$$\frac{\partial}{\partial y}w(t, x, 0) = 0, \quad \frac{\partial}{\partial y}w(t, x, \pi) = 0, \quad 0 \leq x \leq \pi \tag{52}$$

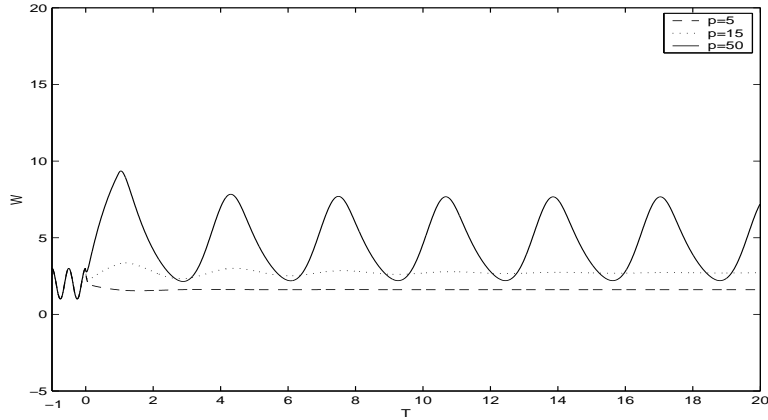


FIGURE 1. The distribution of the mature population at $(\frac{\pi}{2}, \frac{\pi}{2})$ under delayed nonlocal reaction with the birth function $b_1(w)$. The data are $D_m = 1$, $d_m = 1$, $\alpha = 1$, $\varepsilon = 1$, $q = 1$, $a = 1$, and $r = 1$. The initial function is given as $w_0(t, x, y) = 2 + \cos 4x \cos 4y \cos 4\pi t$ in $\Omega \times [-r, 0]$. Take the birth rate parameter p as $p = 5$, $p = 15$ and $p = 50$.

for $t \geq 0$. The initial function $w_0(t, x, y)$ on $\Omega \times [-r, 0]$ is given as

$$w_0(t, x, y) = w_c + \cos n_x x \cos n_y y \cos n_t \pi t,$$

where n_x , n_y and n_t are positive integers and $w_c \geq 0$. The graph of this initial function is a periodic wave, which shows as cosine waves with period lengths of $\frac{2}{n_t}$ along the t -direction, $\frac{2\pi}{n_x}$ along the x -direction, and $\frac{2\pi}{n_y}$ along the y -direction in the domain $[0, \pi] \times [0, \pi] \times [-r, 0]$, respectively. The value of w_c represents the central value of the initial periodic wave. We take the uniform time grid with the step size Δt along the t -direction and the uniform spatial grid with the step sizes Δx , Δy along the x -direction, and the y -direction, respectively.

Example 1. Let the diffusion coefficient $D_m = 1$ and the death rate $d_m = 1$ for the mature population, $\alpha = 1$, $\varepsilon = 1$ for the immature population and the maturation age (the time delay) $r = 1$. Let $q = 1$ and $a = 1$ in the birth function $b_1(w) = pwe^{-aw^q}$. Choose $w_c = 2$, $n_x = 4$, $n_y = 4$, and $n_t = 4$, then $w_0(t, x, y) = 2 + \cos 4x \cos 4y \cos 4\pi t$. Take $\Delta x = \Delta y = \frac{\pi}{16} \approx 0.196$ and $\Delta t = 0.01$. We then numerically observe the solutions by varying the birth rate p as $p = 5$, $p = 15$, and $p = 50$.

The numerical solutions are shown in Figure 1 - 3. It is clear that the positive solutions exist for some parameters. Figure 1 shows the numerical solutions at the central point $(\frac{\pi}{2}, \frac{\pi}{2})$ of the domain. The horizontal axis indicates the t -direction and $[-1, 0]$ refers to the initial time interval. The vertical direction represents the value of total mature population. In Figure 1, if p is less than a number, such as $p = 5$, the solution converges to a steady value less than $w_c = 2.0$. Increasing the value of p to a certain range, for example, when $p = 15$, the solution still converges to a steady value but bigger than w_c and with oscillation for some time

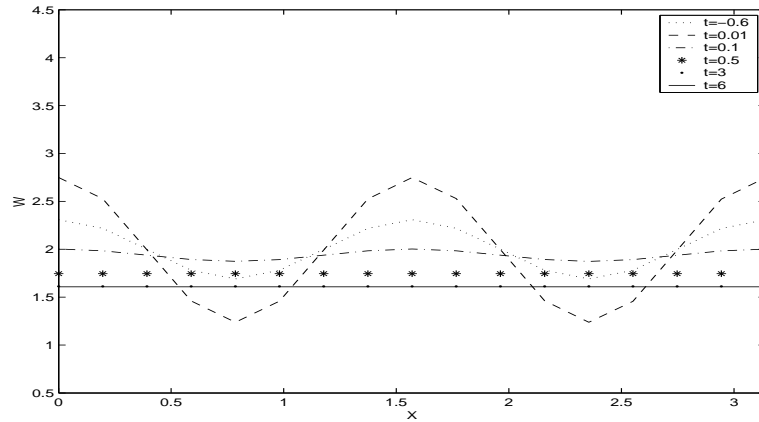


FIGURE 2. The distribution of the mature population along the x -direction at $y = \frac{\pi}{2}$ with the birth function $b_1(w)$. Data are $p = 5$, $r = 1$, $D_m = 1$, $d_m = 1$, $\alpha = 1$, $\varepsilon = 1$, $q = 1$, and $a = 1$. The initial condition function is $w_0(t, x, y) = 2 + \cos 4x \cos 4y \cos 4\pi t$. The curves are at $t = -0.6, 0.01, 0.1, 0.5, 3$, and 6 .

at the beginning. Further increasing the value of p , for instance, when $p = 50$, a periodic solution occurs. Despite using the same periodic initial function, these solution graphs ($p = 5, 15, 50$) show different properties. In addition, in the periodic solution case ($p = 50$), both the period size and the peak value of the solution wave of the population dynamical process increase greatly compared with those of the initial periodic wave when $t \in [-1, 0]$.

The numerical solutions of the case $p = 5$ along the x -direction at $y = \frac{\pi}{2}$ and at $t = -0.6, 0.01, 0.1, 0.5, 3$, and 6 are shown in Figure 2. We can see clearly that the graph of the periodic initial wave is a portion of cosine wave within two periods along the x -direction in the domain $x \in [0, \pi]$ when $t \in [-1, 0]$, such as at $t = -0.6$. However, with the increasing of time, the solution graphs are still periodic waves at the beginning, but the amplitude decreases continuously, for instance, at $t = 0.01$ and $t = 0.1$. A short time later, the solution graphs become straight lines along the x -direction at $t = 0.5$ and $t = 3$. Finally, the straight lines overlap completely (see, at $t = 3$ and $t = 6$), which means that the solutions reach one steady value. The steady solution of the case with $p = 5$ and the Neumann boundary condition is a constant.

With the increasing of birth rate p , we obtain a periodic wave when $p = 50$. The three-dimensional surface of the wave at $y = \frac{\pi}{2}$ is shown in Figure 3. In this figure, $x \in [0, \pi]$ and $t \in [-1, 20]$, and $[-1, 0]$ represents the initial time interval. It is clearly seen that, after a short time, the solution appears periodically, and the values along the x -direction at every fixed time t are constants correspondingly since the Neumann boundary condition is provided.

Example 2. In this test, we investigate numerically the effects of the maturation age (the time delay) r on the mature population dynamics. Fix the diffusion rate $D_m = 1$ and the death rate $d_m = 1$ for the mature population, $\alpha = 1$, $\varepsilon = 1$ for the immature population. Let $p = 50$, $q = 1$, and $a = 1$ in the birth function

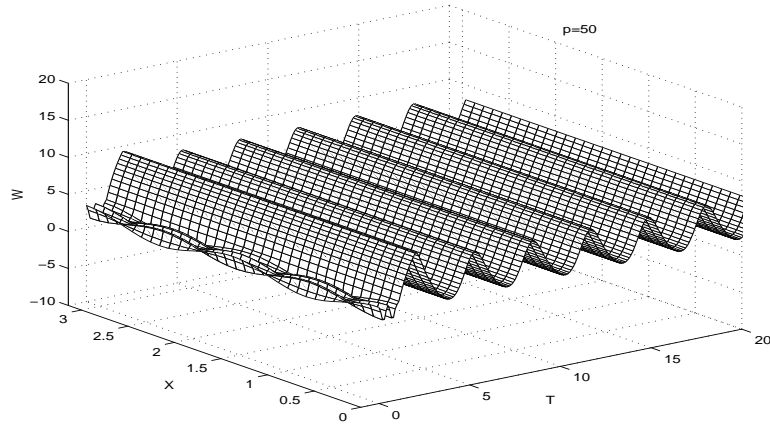


FIGURE 3. The three dimensional surface of the periodic wave $y = \frac{\pi}{2}$ for the Neumann boundary condition and the birth function $b_1(w)$. Data are $p = 50$, $r = 1$, $D_m = 1$, $d_m = 1$, $\alpha = 1$, $\varepsilon = 1$, $q = 1$, $a = 1$, and the initial function $w_0(t, x, y) = 2 + \cos 4x \cos 4y \cos 4\pi t$.

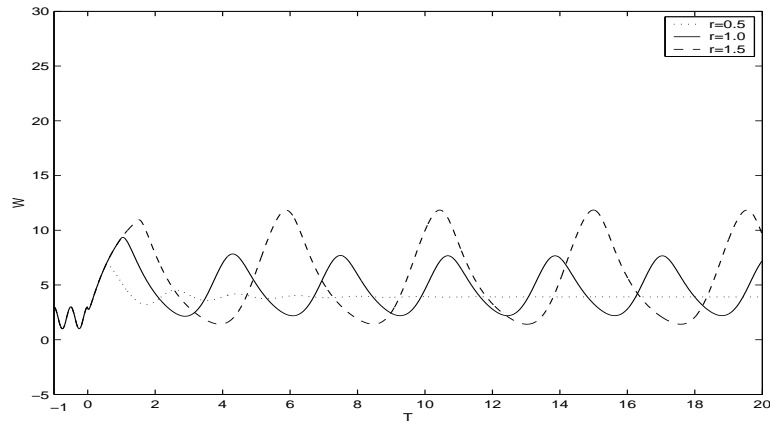


FIGURE 4. The effects of the time delay on the mature population at $(\frac{\pi}{2}, \frac{\pi}{2})$ with the birth function $b_1(w)$. The data are $p = 50$, $D_m = 1$, $d_m = 1$, $\alpha = 1$, $\varepsilon = 1$, $q = 1$, and $a = 1$. The initial condition function is $w_0(t, x, y) = 2 + \cos 4x \cos 4y \cos 4\pi t$. It shows the effects of the time delay $r = 0.5$, $r = 1.0$, and $r = 1.5$.

$b_1(w) = pwe^{-aw^q}$ and the initial function $w_0(t, x, y) = 2 + \cos 4x \cos 4y \cos 4\pi t$ on $\Omega \times [-r, 0]$. Take $\Delta x = \Delta y = \frac{\pi}{16} \approx 0.196$ and $\Delta t = 0.01$. Then, varying the maturation age $r = 0.5$, $r = 1.0$, and $r = 1.5$, the numerical solutions at the central point $(\frac{\pi}{2}, \frac{\pi}{2})$ of the domain are shown in Figure 4.

Figure 4 indicates that when $r = 1.0$, the solution is a periodic wave. However, when increasing the value of r from $r = 1.0$ to $r = 1.5$ while all the other parameters keep same, the solution is still a periodic wave, but both the period, and the peak

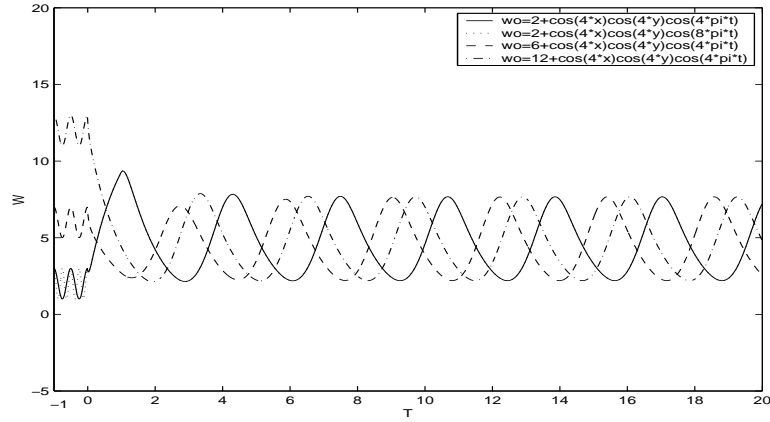


FIGURE 5. The effects of the initial function on the mature population with the birth function $b_1(w)$. The initial condition functions are chosen as (i). $w_0(t, x, y) = 2 + \cos 4x \cos 4y \cos 4\pi t$; (ii). $w_0(t, x, y) = 2 + \cos 4x \cos 4y \cos 8\pi t$; (iii). $w_0(t, x, y) = 6 + \cos 4x \cos 4y \cos 4\pi t$, and (iv). $w_0(t, x, y) = 12 + \cos 4x \cos 4y \cos 4\pi t$. Other data are $p = 50$, $r = 1.0$, $D_m = 1$, $d_m = 1$, $\alpha = 1$, $\varepsilon = 1$, $q = 1$, and $a = 1$.

value are increased significantly. Moreover, when decreasing r (see, $r = 0.5$), the solution does not show the periodic property but converges to a steady value finally. It is clear that the large delay leads to the occurrence of the periodic solution and affects on both the period length and the peak value.

Example 3. In this simulation, we observe the effects of the initial functions on the solutions. Let $p = 50$, $q = 1$, and $a = 1$ in the birth function $b_1(w) = pwe^{-aw^q}$. Take the diffusion rate $D_m = 1$ and the death rate $d_m = 1$ for the mature population, $\alpha = 1$, $\varepsilon = 1$ for the immature population and the maturation age (the time delay) $r = 1$. Let $\Delta x = \Delta y = \frac{\pi}{16} \approx 0.196$ and $\Delta t = 0.01$. Consider four different initial functions:

Case 1: $n_x = 4, n_y = 4, n_t = 4$ and $w_c = 2$. The initial function is $w_0(t, x, y) = 2 + \cos 4x \cos 4y \cos 4\pi t$ for $(x, y, t) \in \Omega \times [-r, 0]$;

Case 2: $n_x = 4, n_y = 4, n_t = 8$ and $w_c = 2$. The initial function is $w_0(t, x, y) = 2 + \cos 4x \cos 4y \cos 8\pi t$ for $(x, y, t) \in \Omega \times [-r, 0]$;

Case 3: $n_x = 4, n_y = 4, n_t = 4$ and $w_c = 6$. The initial function is $w_0(t, x, y) = 6 + \cos 4x \cos 4y \cos 4\pi t$ for $(x, y, t) \in \Omega \times [-r, 0]$;

Case 4: $n_x = 4, n_y = 4, n_t = 4$ and $w_c = 12$. The initial function is $w_0(t, x, y) = 12 + \cos 4x \cos 4y \cos 4\pi t$ for $(x, y, t) \in \Omega \times [-r, 0]$.

The numerical solutions at the central point $(\frac{\pi}{2}, \frac{\pi}{2})$ of the domain are shown in Figure 5. For $n_t = 4$, the initial wave contains two periods in the initial time interval $[-1, 0]$, while for $n_t = 8$, it contains four periods. We note that for cases (i) and (ii) with the same w_c , despite the periodic initial curves include different periods in the initial time interval, the final solution graphs (the solid line and the

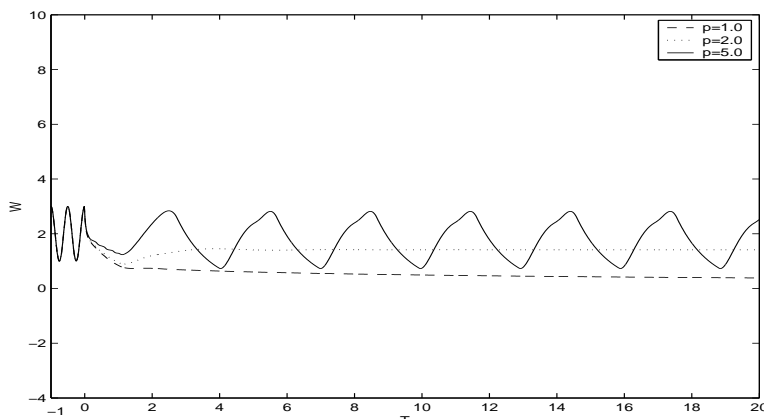


FIGURE 6. The distribution of the mature population at $(\frac{\pi}{2}, \frac{\pi}{2})$ under nonlocal delayed effects with the birth function $b_2(w)$. While the birth rate parameter $p = 1.0$, $p = 2.0$, and $p = 5.0$ is varied, other data are $D_m = 1$, $d_m = 1$, $\alpha = 1$, $\varepsilon = 1$, $q = 2$, $K_c = 2$, $r = 1$, and the initial condition function is $w_0(t, x, y) = 2 + \cos 4x \cos 4y \cos 4\pi t$.

dotted line) overlap completely. Furthermore, with the increasing of value of w_c to $w_c = 6$ in case (iii) and $w_c = 12$ in case (iv), the solutions (the dash line and the dash-dotted line) are behind the one of cases (i) and (ii). However, the final periodic waves for all the cases with different values of w_c have the same period size and the same peak value. The value of w_c only affects both the oscillation amplitude at the beginning and the phase angles of the waves.

4.2. 2-D Neumann Problems with $b_2(w)$. Now, we consider the numerical solution with the birth function

$$b_2(w) = \begin{cases} pw(1 - \frac{w^q}{K_c^q}), & 0 \leq w \leq K_c, \\ 0, & w > K_c, \end{cases}$$

with $p > 0$, $q > 0$, and $K_c > 0$.

For this birth function, we show the effects of the birth rate parameter p as well as parameter q of the birth function on the solution of the mature population.

Example 4. Take $\alpha = 1$ and $\varepsilon = 1$ for the immature population, and the diffusion rate $D_m = 1$ and the death rate $d_m = 1$ for the mature population. Let $q = 2$ and $K_c = 2$ in the birth function. Choose the initial condition on $\Omega \times [-r, 0]$ as $w_0(t, x, y) = 2 + \cos 4x \cos 4y \cos 4\pi t$. Let $\Delta x = \Delta y = \frac{\pi}{16} \approx 0.196$ and $\Delta t = 0.01$. We then observe numerically the effects of the birth rate p . Change $p = 1.0$, 2.0 to 5.0 and fix $r = 1.0$.

The numerical solutions at the central point $(\frac{\pi}{2}, \frac{\pi}{2})$ of the domain are shown in Figure 6. In this figure, when p is smaller, such as $p = 1.0$, the solution converges monotonously and decreasingly to a steady value, which is less than the central value of the periodic initial wave $w_c = 2$. However, when increasing p to $p = 2.0$, the solution also converges to a steady value but bigger than $w_c = 2$. Furthermore,

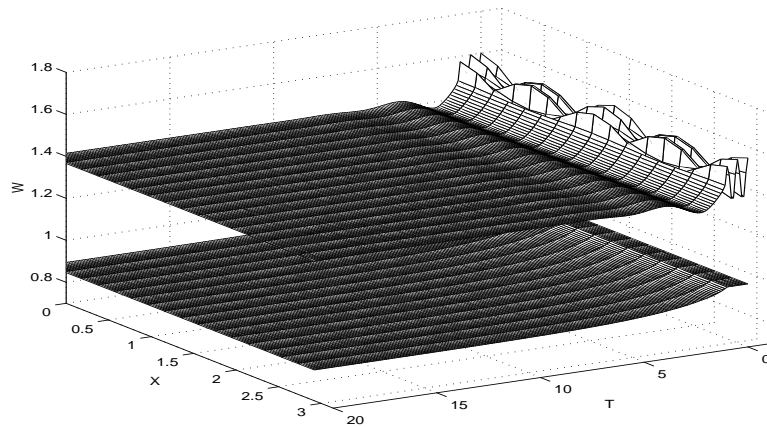


FIGURE 7. Illustration of three-dimensional surfaces of the asymptotically stable steady state solutions for the Neumann boundary condition and the birth function $b_2(w)$ at $y = \frac{\pi}{2}$. (i). The bottom surface is for $p = 1.25$, and the initial condition function is a constant $w_0 = 1.0$; (ii). The top surface is for $p = 2.0$, and the initial condition function is a periodic function $w_0(t, x, y) = 1.5 + 0.1 \cos 4x \cos 4y \cos 4\pi t$. Other data are $r = 1.0$, $D_m = 1$, $d_m = 1$, $\alpha = 1$, $\varepsilon = 1$, $K_c = 2.0$ and $q = 2.0$.

when p goes over a certain range (see the graph for $p = 5.0$ in Figure 6), the solution wave shows periodic properties with a slight waveform distortion.

Moreover, we calculate the case with a constant initial condition. Fix $r = 1.0$, $D_m = 1$, $d_m = 1$, $\alpha = 1$, $\varepsilon = 1$, $K_c = 2.0$, and $q = 2.0$, and then consider two cases: (i). $p = 1.25$ and the initial condition function is a constant $w_0 = 1.0$, and (ii). $p = 2.0$ and the initial condition function is a periodic function $w_0(t, x, y) = 1.5 + 0.1 \cos 4x \cos 4y \cos 4\pi t$. The three-dimensional surfaces of the solution waves of these two cases at $y = \frac{\pi}{2}$ are shown in Figure 7. It is clear that despite the different initial conditions, the solutions of these two cases converge to some steady values (constants) respectively. Furthermore, these steady values (constants) are less than the average values of the corresponding initial conditions when p is varying in a small value range, such as $p = 1.25$ and $p = 2.0$. It is consistent with the results in Figure 6.

Example 5. Let the diffusion coefficient $D_m = 1$ and the death rate $d_m = 1$ for the mature population, $\alpha = 1$, $\varepsilon = 1$ for the immature population, and the maturation age (the time delay) $r = 1$. Give the initial condition on $\Omega \times [-r, 0]$ as $w_0(t, x, y) = 2 + \cos 4x \cos 4y \cos 4\pi t$. Take $\Delta x = \Delta y = \frac{\pi}{16} \approx 0.196$ and $\Delta t = 0.01$. We then study the effects of parameter q of the birth function $b_2(w)$ on the solution of the mature population. Two cases are chosen as (i). $p = 5.0$, $q = 1.0$, and $K_c = 2.0$; (ii). $p = 5.0$, $q = 0.5$, and $K_c = 2.0$.

The numerical solutions at the central point $(\frac{\pi}{2}, \frac{\pi}{2})$ of the domain are shown in Figure 8. It illustrates the computation of cases with different values of the parameter q . When varying the value $q = 0.5, 1.0$, and 2.0 , the period lengths, the

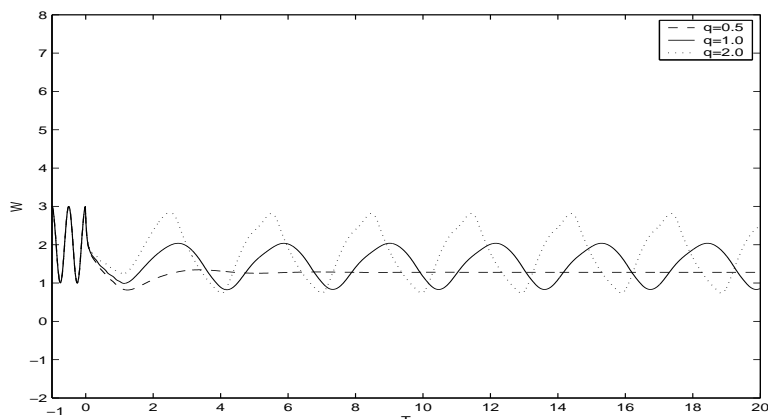


FIGURE 8. The effects of parameter q on the mature population at $(\frac{\pi}{2}, \frac{\pi}{2})$ with the birth function $b_2(w)$. Vary $q = 0.5, 1.0$ to 2.0 . Other data are $p = 5.0, r = 1.0, D_m = 1, d_m = 1, \alpha = 1, \varepsilon = 1, K_c = 2.0$, and the initial condition function $w_0(t, x, y) = 2 + \cos 4x \cos 4y \cos 4\pi t$.

peak heights, and even the shapes of the periodic waves have changed. Moreover, when q is smaller, such as $q = 0.5$, a steady solution exists instead of a periodic wave.

4.3. 2-D Dirichlet Problems with Delayed Nonlocal Reaction. In this part, we will consider the numerical solutions for Dirichlet problems with delayed non-local reaction on the domain $\Omega = [0, \pi] \times [0, \pi]$ for both birth functions $b_1(w)$ and $b_2(w)$ given in (49) and (50). We show the effects of the diffusion rate D_m , the time delay parameter r as well as the birth rate p in a bigger value range with a larger value of D_m on the mature population. Moreover, some results for one special initial condition are also reported.

Example 6. In this simulation, we consider Dirichlet problems with the birth function $b_1(w)$ and show the effects of the diffusion rate D_m on the solution of the mature population. Furthermore, the solution with one special initial condition is also investigated. The numerical computation results are given in Figure 9 - 13.

Let the birth rate $p = 800$, the time delay $r = 1$, the death rate $d_m = 1$, $\alpha = 1$, $\varepsilon = 1$, $q = 1$, and $a = 1$. Give the initial condition in $\Omega \times [-r, 0]$ as $w_0(t, x, y) = \sin x \sin y \cos t$. Therefore, the graph of this initial function is a span of cosine wave in the initial time interval $[-1, 0]$ along the x-direction and the y-direction, it is $\frac{1}{2}$ period of a sine wave. Let $\Delta x = \Delta y = \frac{\pi}{16} \approx 0.196$ and $\Delta t = 0.01$. We will show the effects of the diffusion rate D_m on the solution of the mature population by numerically computing the solution with different diffusion rates $D_m = 0.1, 1.0$ and 10 . The numerical computation results at the central point $(\frac{\pi}{2}, \frac{\pi}{2})$ of the domain are shown in Figure 9. It can be seen that for this Dirichlet problem with the birth function $b_1(w) = pwe^{-aw^q}$, periodic solutions exist for the case with $p = 800$ under a certain range of diffusion rates, such as the case $D_m = 1.0$. However, when $D_m = 10$ and $D_m = 0.1$ as well as other parameters

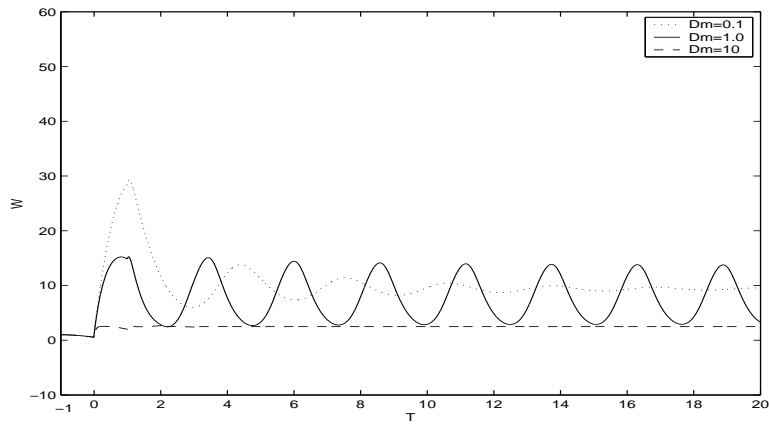


FIGURE 9. The effect of the diffusion rate D_m on the mature population with the birth function $b_1(w)$ at $(x, y) = (\frac{\pi}{2}, \frac{\pi}{2})$. Change $D_m = 0.1, 1.0, 10$. Other data are $p = 800, r = 1.0, q = 1, a = 1, d_m = 1, \alpha = 1, \varepsilon = 1$. The initial condition is $w_0(t, x, y) = \sin x \sin y \cos t$.

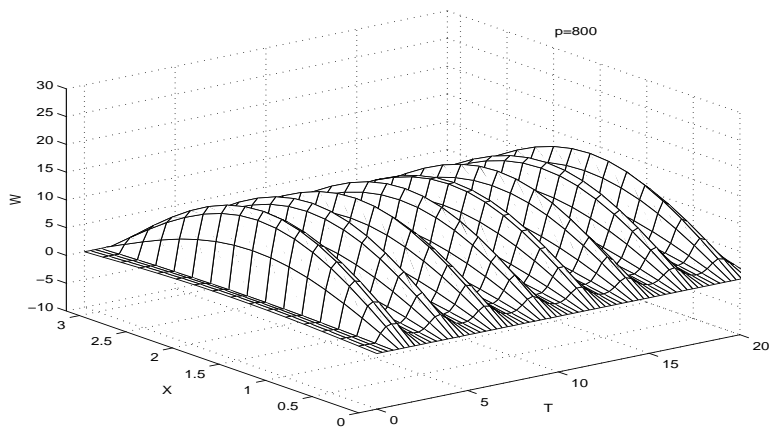


FIGURE 10. The three-dimensional surface of the periodic wave for the homogeneous Dirichlet boundary condition and the birth function $b_1(w)$ at $y = \frac{\pi}{2}$. While $p = 800, q = 1, a = 1, r = 1, D_m = 1, d_m = 1, \alpha = 1,$ and $\varepsilon = 1$, the initial condition function $w_0(t, x, y) = \sin x \sin y \cos t$.

keeping the same, the solutions are not periodic waves but converge to some steady values respectively.

The three dimensional surface of the periodic wave for the homogeneous Dirichlet boundary condition with the parameters above and $D_m = 1.0$ is shown in Figure 10. It can be seen that after the initial time interval, the solution shows the periodic feature along the t-direction very quickly. Moreover, the graphs of the solutions along the x-direction appear in arc curves with zero values at $x = 0$ and $x = \pi$.

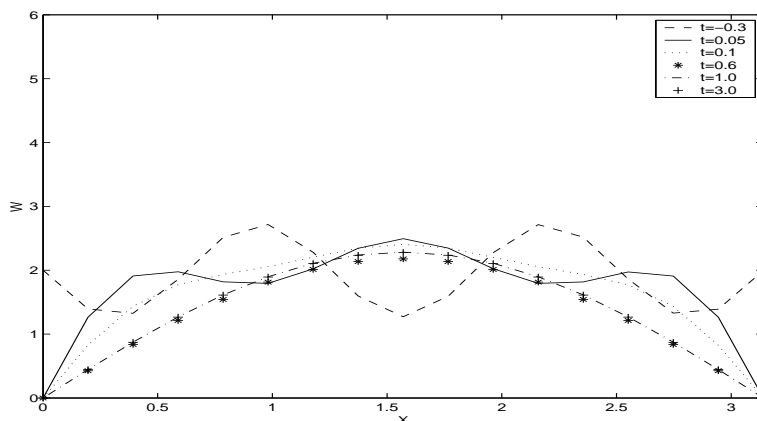


FIGURE 11. The distribution of the mature population along the x -axis at $y = \frac{\pi}{2}$ for the homogeneous Dirichlet boundary condition and the birth function $b_1(w)$ at different time levels. The data are $p = 100$, $r = 1.0$, $q = 1$, $a = 1$, $D_m = 1$, $d_m = 1$, $\alpha = 1$, $\varepsilon = 1$, and $w_0(t, x, y) = 2 + \sin 5x \sin y \cos 4\pi t$.

We then show the case with a small birth rate p . Let $r = 1.0$, $D_m = 1$, $d_m = 1$, $\alpha = 1$, $\varepsilon = 1$, and $q = 1.0$. Take $p = 100$, and the initial condition on $[0, \pi] \times [0, \pi] \times [-1, 0]$ is specified as $w_0(t, x, y) = 2 + \sin 5x \sin y \cos 4\pi t$, which does not satisfy the homogeneous Dirichlet boundary condition in the initial time interval. Figure 11 shows the numerical solutions along the x -direction at $y = \frac{\pi}{2}$ and at different time levels. In this figure, the horizontal direction represents the x -direction of the domain, and the vertical direction represents the values of the total mature population. From Figure 11, we can see that the graph at $t = -0.3$, which belongs to the initial time interval $[-1, 0]$, is a segment of the periodic wave within two and half periods. However, a short time later (for example, when $t = 0.05$ and $t = 0.1$), the solution graph becomes a symmetric curve with zero values at $x = 0$ and $x = \pi$. Gradually, with increasing of time t , the solution curve becomes a smooth arc at $t = 0.6$. Finally, it tends to an identical smooth arc. The solutions overlap completely at $t = 1.0$ and $t = 3.0$ in Figure 11. This implies that the solution of this case converges to a steady solution in a certain time. Furthermore, the curve at $t = 0.1$ is over the steady curve, but the one at $t = 0.6$ is under it. It means that the solution curve oscillates at the beginning. Moreover, although the initial condition does not match the homogeneous boundary condition, the final solution keeps the same properties as those of the case with normal initial condition.

Figure 12 shows the three-dimensional surface of the asymptotically stable steady solution. It can be seen that, after the initial time interval, the solution converges quickly to a stable steady-solution as the time t increases. The shape of the solutions along the x -direction appears in a steady arc curves with zero values at $x = 0$ and $x = \pi$.

Furthermore, we observe numerically the effect of the large diffusion rate D_m of the mature population on the asymptotically stable steady state solutions for the homogeneous Dirichlet boundary condition. The solutions are shown in Figure 13. It is clear that the shapes of asymptotically stable steady state solutions

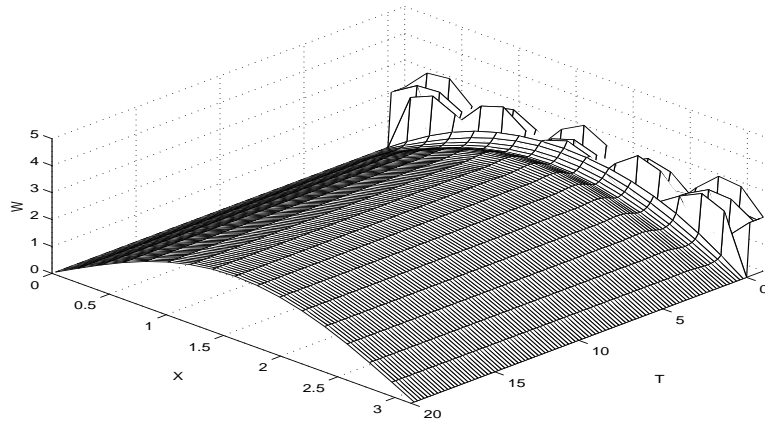


FIGURE 12. The asymptotically stable-steady solution for the homogeneous Dirichlet boundary condition and the birth function $b_1(w)$ at $y = \frac{\pi}{2}$. While $p = 100$, $q = 1$, $a = 1$, $r = 1$, $D_m = 1$, $d_m = 1$, $\alpha = 1$, and $\varepsilon = 1$, the initial condition function $w_0(t, x, y) = 2 + \sin 5x \sin y \cos 4\pi t$.

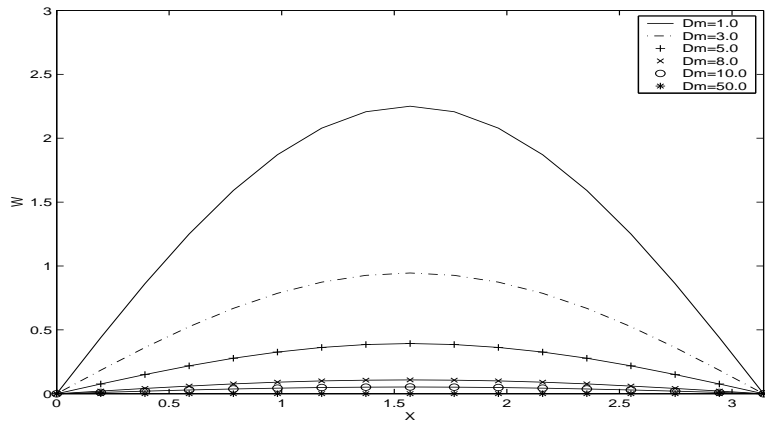


FIGURE 13. The effect of the large diffusion rate D_m of the mature population on the shapes of asymptotically stable steady state solutions of the mature population along x-axis at $y = \frac{\pi}{2}$ for the homogeneous Dirichlet boundary condition and the birth function $b_1(w)$. The data are $p = 100$, $r = 1.0$, $q = 1$, $a = 1$, $d_m = 1$, $\alpha = 1$, $\varepsilon = 1$, and $w_0(t, x, y) = 2 + \sin 5x \sin y \cos 4\pi t$; D_m are chosen as 1.0, 3.0, 5.0, 8.0, 10.0, and 50.0.

along x -axis are getting close to zero when the diffusion rate D_m increases from $D_m = 1.0$ to a very large value $D_m = 50.0$. The mature population will turn to extinction if the diffusion rate D_m of the matured population is extremely large.

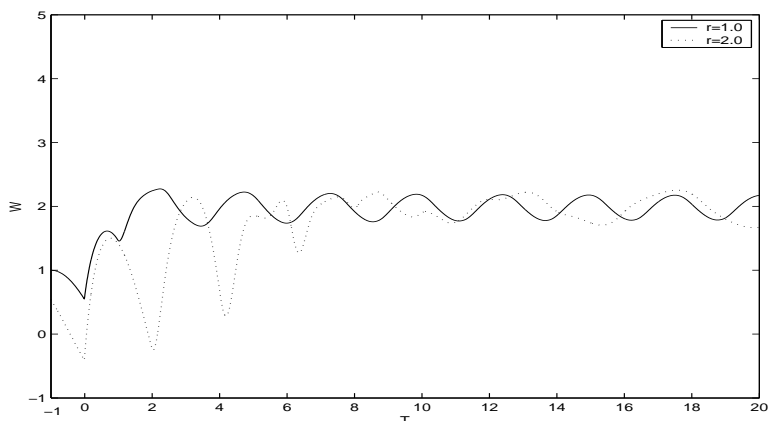


FIGURE 14. The effects of the time delay on the mature population with the birth function $b_2(w)$ and a homogeneous Dirichlet boundary condition. Choose $r = 1.0$ and $r = 2.0$. Other data are $p = 50$, $D_m = 1$, $d_m = 1$, $\alpha = 1$, $\varepsilon = 1$, $q = 2$, and $K_c = 2$. The initial condition function is $w_0(t, x, y) = \sin x \sin y \cos t$.

Example 7. Finally, we consider the Dirichlet problems with the birth function $b_2(w)$. We illustrate the effects of the time delay r on the mature population and the numerical results. Let the death rate $d_m = 1$, $\alpha = 1$, $\varepsilon = 1$, $q=2$, $K_c = 2$, $\Delta x = \Delta y = \frac{\pi}{16} \approx 0.196$ and $\Delta t = 0.01$. The initial condition is $w_0(t, x, y) = \sin x \sin y \cos t$. Choose case (i). vary $r = 1.0$ to $r = 2.0$, fix $D_m = 1.0$ and $p = 50$; and case (ii). fix $r = 1.0$ and $D_m = 10.0$, vary $p = 250$, $p = 500$ to $p = 1000$.

The numerical solutions at the central point $(\frac{\pi}{2}, \frac{\pi}{2})$ of the domain for cases (i) and (ii) are shown in Figure 14 and 15. It is clear that for this Dirichlet problem with the birth function $b_2(w)$, the values of time delay will affect the periodic solutions (see Figure 14) not only on the period sizes and the peak values of the periodic waves, but also on the wave shapes. With the increasing of time delay r to $r = 2.0$, the solution graph oscillates intensely and enduringly at the beginning of the time.

Moreover, in Figure 15, when the diffusion rate D_m is fixed as a value $D_m = 10.0$, with the increasing of the value of the birth rate p in a big value range from $p = 250$, $p = 500$ to $p = 1000$, the solution curves become much sensitive. It is remarkable that when $p = 250$, the solution converges to a steady solution, and when $p = 500$ and $p = 1000$, the solution waves show some periodical characteristics but with flat roofs for the graph ($p = 500$) and with shape distortion for the graph ($p = 1000$).

5. Conclusions. In this paper, we developed some new Reaction Diffusion Equation (RDE) models with delayed nonlocal reaction for the growth dynamics of a single species population living in a two-dimensional bounded domain. The models reflect the joint effect of the diffusion dynamics and the nonlocal maturation delayed effect. The mature population dynamics with two widely used birth functions are investigated numerically in Section 4. We observe that when the ratio of the birth rate parameter p over the death parameter d_m is in a certain range, the solution of the mature population is positive and converges to a stable steady-solution in

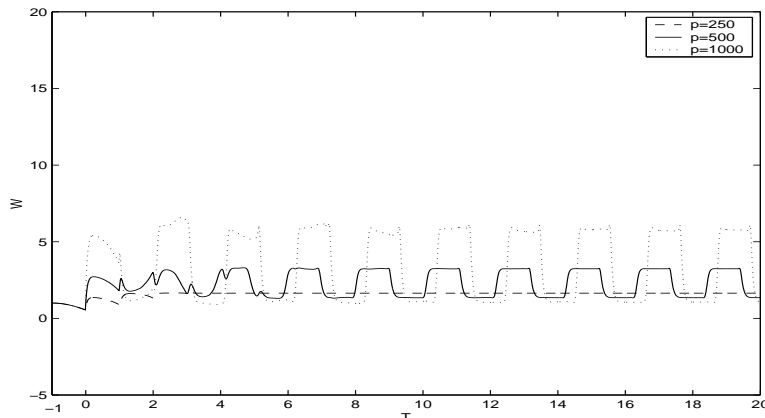


FIGURE 15. The distributions of the mature population with the birth function $b_2(w)$ and the homogeneous Dirichlet boundary condition when the birth rate p is changed. The data are $r = 1.0$, $K_c = 2$, $q = 2$, $d_m = 1$, $\alpha = 1$, $\varepsilon = 1$, and $w_0(t, x, y) = \sin x \sin y \cos t$. Give the diffusion rate $D_m = 10.0$ and the birth rate p as $p = 250$, $p = 500$ and $p = 1000$.

the t -direction. Outside of this range, positive periodic wave solutions occur. Additionally, numerical results show that the period, the peak, and the shape of the periodic wave can be affected by other parameters, for example, the value of time delay r , the diffusion rate D_m , and even the birth function parameters K_c and q . Meanwhile, the shape of the asymptotically stable steady-solution is also affected by these parameters. The mature population for the homogeneous Dirichlet boundary condition turns to extinction if the diffusion rate D_m of the mature population becomes extremely large. Furthermore, the numerical computations also show that the initial condition has some effects on the mature population dynamics without essential changes. The theoretical analysis of properties of these models especially the relations between these parameters and the existence of the periodic waves will be a next step work in the near future.

Acknowledgments The authors would like to thank Dr. Stephen Gourley for constructive suggestions that led to improvement of the readability of the manuscript, and the discussion about the dynamical behaviors when the diffusion rate of the mature population becomes large. This work was supported by the Natural Sciences and Engineering Research Council of Canada, and by the Canada Research Chairs Program.

REFERENCES

[1] Britton, N.F., *Reaction-Diffusion Equations and Their Applications to Biology*, Academic Press: New York, 1986.
 [2] Burden, R. L. and Faires, J. D., *Numerical Analysis*, Seventh Edition, Wadsworth Group. Brooks/Cole, 2001.
 [3] Feng, W. and Lu, X., *On diffusive population models with toxicants and time delays*, J. Math. Anal. Appl., 233(1999) 373-386.
 [4] Levin, S.A., *Population models and community structure in Heterogeneous environments*, in *Mathematical Ecology*, Springer-Verlag, New York, 1986.

- [5] Liang, D., So, J.W.-H., Zhang, F. and Zou, X., *Population Dynamic Models with Nonlocal Delay on Bounded Domains and Their Numerical Computations*, Differential Equations and Dynamical System, accepted 2003.
- [6] Liang, D. and Wu, J., *Travelling waves and numerical approximations in a reaction advection diffusion equation with nonlocal delayed effects*, J. Nonlinear Sci. 13(2003) 289-310.
- [7] Memory, M.C., *Bifurcation and asymptotic behaviour of solutions of a delay-differential equation with diffusion*, SIAM J. Math. Anal. 20(1989) 533-546.
- [8] Metz, J.A.J. and Diekmann, O., *The Dynamics of Physiologically Structured Populations*, edited by J.A.J. Metz and O.Diekmann, Springer-Verlag, New York, 1986.
- [9] Murray, J.D., *Mathematical Biology*, Second, Corrected Edition, Springer-Verlag Berlin Heidelberg, 1993.
- [10] Smith, H. L., *A structured population model and related function-differential equation: global attractors and uniform persistence*, J. Dyn. Diff. Eqns. 6(1994) 71-99.
- [11] Smith, H.L. and Thieme, H., *Monotone semiflows in scalar non-quasi-monotone functional differential equations*, J. Math. Anal. Appl., 21(1990) 673-692.
- [12] So, J.W.-H., Wu, J. and Zou, X., *Structured population on two patches: Modelling dispersion and delay*, J. Math. Biology, 43(2001) 37-51.
- [13] So, J.W.-H., Wu, J. and Zou, X., *A reaction-diffusion model for a single species with age structure. I Travelling wavefronts on unbounded domains*, Proc. R. Soc. Lond. A, 457(2001) 1841-1853.
- [14] So, J.W.-H., Wu, J. and Yang, Y., *Numerical steady state and Hopf bifurcation analysis on the diffusive Nicholson's blowflies equation*, Appl. Math. & Comp., 111(2000) 33-51.
- [15] So, J.W.-H. and Yang, Y., *Dirichlet problem for the diffusive Nicholson's blowflies equation*, J. Differential Equations, 150(1998) 317-348.
- [16] Yoshida, K., *The Hopf bifurcation and its stability for semilinear diffusion equations with time delay arising in ecology*, Hiroshima Math. J., 12(1982), 321-348.

Received on July 13, 2004. Revised on Sept. 12, 2004.

E-mail address: dliang@math.yorku.ca

E-mail address: wujh@math.yorku.ca

E-mail address: fanzhang@math.yorku.ca