



*Review article*

## **The Molecular Basis of Neural Memory. Part 7:**

### **Neural Intelligence (NI) versus Artificial Intelligence (AI)**

**Gerard Marx<sup>1,\*</sup> and Chaim Gilon<sup>2</sup>**

<sup>1</sup> MX Biotech Ltd., Jerusalem, Israel

<sup>2</sup> Institute of Chemistry, Hebrew University, Jerusalem, Israel

\* **Correspondence:** E-mail: [gerardmarx@gmail.com](mailto:gerardmarx@gmail.com); Tel: +972-52-5214660

**Abstract:** The link of memory to intelligence is incontestable, though the development of electronic artifacts with memory has confounded cognitive and computer scientists' conception of memory and its relevance to "intelligence". We propose two categories of "Intelligence": (1) Logical (objective) — mathematics, numbers, pattern recognition, games, programmable in binary format. (2) Emotive (subjective) — sensations, feelings, perceptions, goals desires, sociability, sex, food, love. The 1<sup>st</sup> has been reduced to computational algorithms of which we are well versed, witness global technology and the internet. The 2<sup>nd</sup> relates to the mysterious process whereby (psychic) emotive states are achieved by neural beings sensing, comprehending, remembering and dealing with their surroundings.

Many theories and philosophies have been forwarded to rationalize this process, but as neuroscientists, we remain dissatisfied. Our own musings on universal neural memory, suggest a *tripartite* mechanism involving neurons interacting with their surroundings, notably the neural extracellular matrix (nECM) with dopants [trace metals and neurotransmitters (NTs)]. In particular, the NTs are the molecular encoders of emotive states. We have developed a chemographic representation of such a molecular code.

To quote Longuet-Higgins, "*Perhaps it is time for the term 'artificial intelligence' to be replaced by something more modest and less provisional*". We suggest "artifact intelligence" (ARTI)

or “machine intelligence” (MI), neither of which imply emulation of emotive neural processes, but simply refer to the ‘demotive’ (lacking emotive quality) capability of electronic artifacts that employ a recall function, to calculate algorithms.

**Keywords:** cognitive information; emotions; mentation; memory; metal complex; neurotransmitter

*“Intelligence is the wife, imagination is the mistress, memory is the servant.”*

— **Victor Hugo, a writer**

*“There is no such thing as Intelligence; one has intelligence of this or that. One must have intelligence only for what one is doing.”*

— **Edgar Degas, a painter**

*“Nature is immense and complex, but it is not impermeable to the intelligence; we must circle around it, pierce and probe it, looking for an opening or make it.”*

— **Primo Levi, A Chemist And Writer**

## 1. Background

The overwhelming quest in cognitive science has been (and still is) to scientifically describe mental processes, notably memory, emotions and intelligence. Is it possible to chart the complex terrain of the emotive mind and to build a device or algorithm to mimic such?

Memory is the key to “mind”, manifest as intelligence and emotions. In that ubiquitous artifacts (iPhones, iPads, computers) operate with a function called “memory”, the popular consensus is that these artifacts emulate the processes whereby biologic neural nets memorize and learn [1-11]. The founders of computation [12-15], the latter presenting with neurobiologist McCulloch at the Hixon Symposium lectures [16], believed that their algorithms mimicked the mentation talents of neural brains; that computation and mentation are equivalent processes. The field of Artificial Intelligence (AI) is rife with such an assumption [17-35].

What is desired and needed is a compelling thesis that comports with the material basis of all living tissue, but also offers insight into the unique talent of the biologic neural net to achieve psychic states, to experience memory and emotions, manifest as intelligence. To fashion such a thesis, one must be guided by certain principles and rationalize experimental “facts”.

For example, if “*form follows function*”, one could consider that the neural shape implies something about its interactions with its physical surroundings. From the time of Cajal, all considered that synaptic electrodynamic signals between neurons served as the core of neural mentation [36,37]. The Hebb concept of “*synaptic plasticity*” based on such, has become the modern mantra [37,38]. But reservations have been voiced [40–43]. In particular, it was noted that there are many non-synaptic neural signaling possibilities [44,45] through the ubiquitous extracellular matrix (nECM) around all neurons [44–49]. The nECM may well have a function related to signaling between neurons (including astrocytes [50]), that are not suspended in space, not “naked”. This

suggests that one cannot remain anchored to the Cajal-Hebb concept of synaptic contacts as the exclusive signaling modality between neurons, discussed further along our narrative.

Many attempts have been made to pierce the mystery of neural intelligence and memory, with a literature too vast to cite here (but see [51]). All manner of experiments have been designed to illuminate one or another aspect of this neural talent, including biochemical analysis, electrodynamic measurements, and in recent times, fMRI (functional Magnetic Resonance Imaging). Simulations with computers have also been used to construct and evaluate possible models of brain processes.

## 2. Paradigm Shift

But as in any field, phenomena or observations that do not fit a consensus model are simply not recognized as “facts” to be considered. Rather, it requires a paradigm shift for ‘facts’ to be recognized and a new model accepted [52]. In neurobiology for example, most research is directed to articulate the Cajal-Hebbs model of learning and memory, based on ‘synaptic plasticity’, the increased functionality of synaptic signaling between neurons. But objections have been raised to the idea that synaptic plasticity can encode/decode memory. Active electronic circuits do not store information, but process and transmit it between microprocessors with memory storage capability. In that information is physical [53], it requires a place wherein it can be stored for short or long periods (i.e., RAM). Electronic memory is not stored in reverberating circuits, but is physically embodied in dopants, spins, holes, pits, etc. distributed in a synthetic matrix a “memory material”. Thus, as the information technology races to ever increase the memory capacity of computer chips, it develops new “memory materials” [54–60] and decreases the size of microprocessing circuits.

From a biologic perspective, the evidence of neural shape and the non-synaptic signaling modality (volume transmission) [61–63] through the nECM, is generally overlooked, ignored as irrelevant to the neurons’ unique mentation talent. So too is the fact that neural nets are emotive systems that cannot be simply mimicked by electronic devices.



**Figure 1. Neural cells drawn by Cajal (from [37], with permission of *Frontiers Neuroanatomy*). We term these as “naked neurons”, as the background nECM is ignored.**

### 3. Emotions

Emotions are the bedrock of neural mind states. But in spite of many attempts to compute emotions [16,64–77], it is inescapable that electronic artifacts lack an affective mode of processing information, are ‘demotive’, totally lacking in emotive quality. A mathematical equation [16,64] or unary algorithm [28,29] cannot conjure a psychic state called ‘emotion’. Though we know how artifact memory works and can fabricate chips constructed with “memory materials”, this does not clarify the memory process of biologic neural nets resulting in psychological states. Likewise, quantum or optical effects do not serve to explain the combination of physiologic reactions and psychic states associated with emotive memory.

We suggest that one needs to couch the rationalization of neural memory in terms appropriate to biologic systems and not simply to appropriate terms i.e., “neural net”. It is a pharmacologic fact that many legal and illegal drugs which affect memory, simultaneously elicit psychic as well as physiologic reactions. But this chemical fact has not been considered as cogent to the encoding of emotions in neural memory. Thus, we have remained dissatisfied and continued to search for a chemical rationale to describe the coding of neural memory and emotions, the pillars of intelligence.

### 4. Intelligence Defined

“Intelligence” is a talent that has been defined in many different ways, including capacity for logic, abstract thought, understanding, self-awareness, learning, emotions, creativity and problem solving.

*“The faculty for adapting oneself is the property of intelligence and that the power of adaptation is the measure of it”*

— Binet and Simon, 1916, authors of the IQ test [78].

The link of memory to abstract thought described as ‘intelligence’, is incontestable. Biologists have deployed convincing tests that demonstrate that animals (ducks, rats, primates) exhibit intelligence through non-verbal mentation [79-86]. In man, there may be special classes of talents described as “intelligence” for music, math, language which spring from homo sapien’s talent for language.

#### *Types of Intelligence*

From our perspective, one can divide intelligence into two categories with key characteristics:

1. Logical- Intelligence expressed by an electronic artifact programmed with logical, binary algorithms. Artificial intelligence (AI) is synthetic example though it may be misnamed, as discussed later. AI algorithms can map places in space, land and sea (navigation), interpret facial features of humans, recognize the pattern of fingerprints, mimic the grouping behavior of virtual creatures (“vants”, “boids”, 87 Levy, 1992), fly drones, monitor credit card usage, affect the walking pace of a robot, and learn from previous efforts.

The development of machines that learn from experience lies at the basis for what is called AI. Generally, a ‘goal’ is imposed by the programmer so that the learning algorithm can optimize the achievement of this goal. AI computers can play board and word games and learn moves. Recent examples of such are the championship wins of computer systems in chess (IBM’s Deep Blue beat Kasparov, 1997), Go (Googles Deep Mind won over Lee Se Dol in 2016; 35) and in the verbal recall game Jeopardy (IBM’s Deep Blue beat human champions Ken Jennings and Brad Rutter, 1997). A listing of AI talents would include: counting, pattern recognition, game playing, objective manipulation of symbols.

But the computer’s goal lacks an empathic facet. Recognizing emotions in the voice or face of humans, or remembering lists and game patterns is not the same as experiencing emotions psychically as well as physically. Quite to the contrary, the artifacts of inorganic circuit boards, which operate with binary-based algorithms in electronic mode, are bereft of emotive context (‘demotive’).

2. Emotive neural intelligence (NI) is a talent ascribed to living organisms which experience emotive states and learn to adapt to an everchanging environment to obtain food, survive and reproduce.

‘feelings’ are perceptions from our sense; ‘emotions’ are psychic experiences of temporally past physiologic states (recalled feelings).

Thus, ‘feelings’ only require physical stimuli and can be mimicked by electronic sensors (i.e., video camera, pressure sensor, thermometer). But emotions cannot be electronically mimed and operate through memory. What other signaling modality is available to the neuron?

A listing of recalled emotive states includes: Feelings, sensations (hunger, pain, etc.), goals, desires, sociability, drive to survive. All these states require memory; each ultimately rated/judged/valued by emotive aspects, remembered to survive. Of course, non-verbal animals also experience emotions and memory [79-86]. The crux of neural mentation and intelligence lies in emotive states. One cannot grasp the essence of neural intelligence by ignoring emotions. Rather, one wants to develop a “universal” model of emotions and memory that applies to all neural creatures.

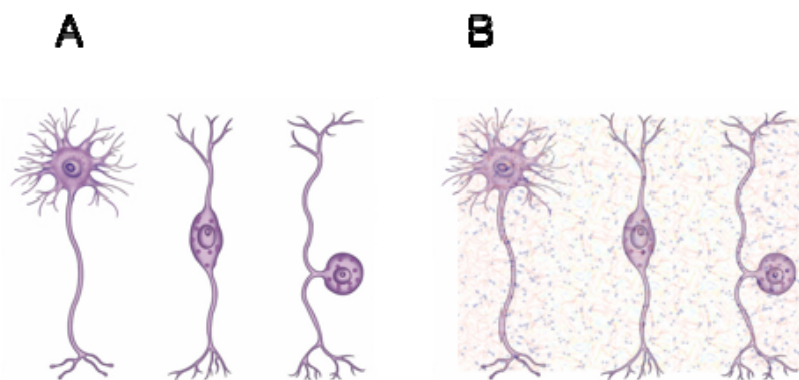
## 5. Hypothesis: *Tripartite Mechanism of Neural Memory*

As far as we know, no-one has ever addressed the potential for neurons to employ a

chemodynamic signaling molecules for encoding and recalling emotive states. We have proposed [86-93] that memory involves the interactions of 3 brain compartments, as listed:

1. Neurons — sets of highly extended cells employing both electrodynamic and chemodynamic signaling modes.
2. nECM — comprising a heterogeneous collection neural extracellular matrix of biopolymers (chondroitins, hyaluronates, heparans and proteins) entangling the neurons.
3. Dopants — comprising diffusible metals and neuro-transmitters (NTs) released into the nECM.

The brain is an assembly of neurons whose mentation performance, manifest as an emerging talent must be ultimately governed by the laws of chemistry and rules of biology [94]. It achieves a conscious state under metabolic conditions similar to those of an aggregate of bacteria, from which they evolved. In fact, both employ identical bio-modulating molecules (Table 1). Moreover, the shape of the neuron suggests signaling to other cells via synaptic contacts as well as non-synaptic signaling through the surrounding nECM (Figure 2).



**Figure 2. Schematic of 3 single neurons.** A: Consensus model (background ignored) (from Wikipedia); B: *Tripartite* model, interacting with the surrounding nECM lattice, which functions as its “memory material”.

The *cuinfo* are not necessarily contiguous, but may be dispersed in various anatomic compartments of the brain. Emotive states with corresponding *cuinfo* (Figure 3 route a, Figure 4), are chemically encoded with > 100 NTs that can bind to the central metal of each *cuinfo*. The NTs elicit physiologic and psychic responses (feelings) (Table 1).

The NTs of Table 1 comprise the molecular lexicon of empathic states, employed by the neuron, as chemographically represented (Figure 3A). The table does not include “higher” emotive states involved in establishing complex psychic experiences, such as desire, goals and value judgements.

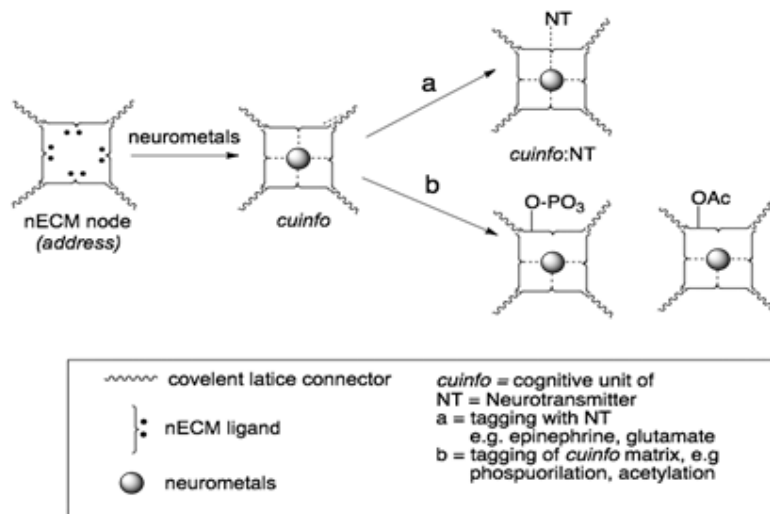
**Table 1. Bio-modulators of physiologic responses, which elicit both physiologic (feelings) and psychic (emotions) responses.**

Neuro-transmitters (NTs)	Physiologic effects (Feelings)	Physic effects (Emotions)
Biogenic amines	Breathing	Anxiety
> 10 Amino acids	Blinking	Aggretron
> 75 Neuropeptides	Blood pressure	Awareness
> 10 others (endocannabanois, NO, Achol	Counghing	Depression
	Crying	Dreams
NEURO-METALS	Dilation of pupil	Fear
K, Li, Ce, Ca, Co, Cu, Mg, Fe, Ni, Mn, Sr, Zn	Drooling	Hate
	Erection	Joy
	Evacuation	Love
	Fever	Pain
	Goose bumps	Sadness
	Hunger	Sex drive
	Itching	Sociability
	Laughing	
	Orgasm	
	Pulse	
	Salivation	
	Secretion	
	Spasms	
	Sweating	
	Thirst	
	Trembling	
	Tremors	
	Urination	
	Vasodilation	
	Vomiting	

The dopants (NT and metals) ejected by the neuron from its vesicle stores, form metal-centered complexes within the nECM, encoding cognitive units of information (*cuinfo*) (singular/plural). In effect, the nECM functions effectively as a ‘memory material’ matrix, wherein logical *cuinfo* are encoded with metals and possibly modified by derivatization (tagging) reactions (Figure 3 route b), none of which are inherently emotive.

‘Cognitive information’ is encoded/decoded as *cuinfo* in pixilated form, which the biologic neural net integrates and consolidates into a pattern to achieve comprehensible recall. Thus, it is important to consider the types of chemical processes that occur in the nECM around the neurons

(Figure 4), to permit the proposed encoding system. There are derivatization reactions which are not emotive per se, but can affect stability. The NTs embody and instigate a palette of emotive states that we correlate with molecules, but whose generative grammar we have yet to decipher.



**Figure 3. Chemographic representation of the encoding of a nECM node (electron rich site or ‘address’).** The binding of a metal encodes a cognitive unit of information (*cuinfo*), which can be tagged through the metal by neurotransmitters e.g., oxytocin, histamine (route a) to effect emotive memory or chemically tagged within the matrix (e.g., acetylation, phosphorylation, cross-linking) (route b) to affect numerous indexing options per encoding unit.

## 6. Recap

Artifact processing of information with binary-coded algorithms can only achieve logical operations, a type of ‘demotive intelligence’ bereft of the dimensions that feelings and emotions brings to neural intelligence. One could pen a *haiku*:

### “Haiku” to Emotions

Emotions have no logic.

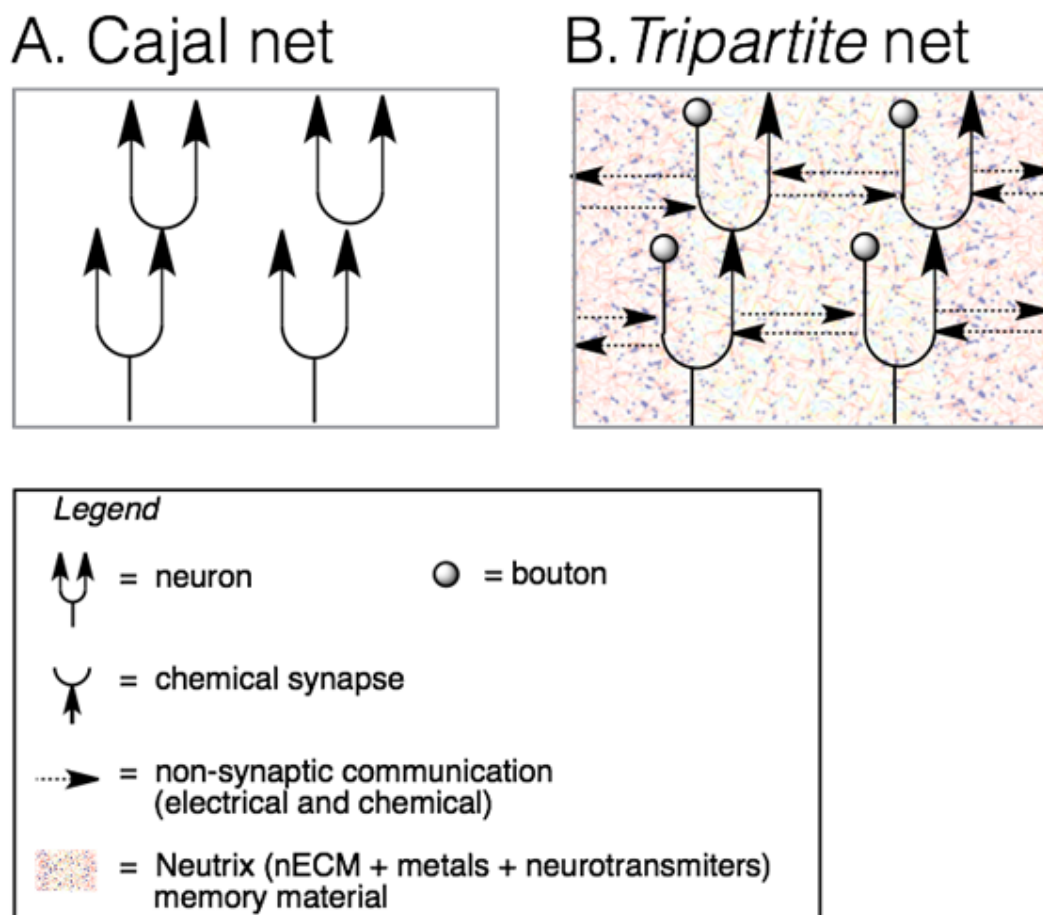
Are affective, rather than “demotive”.

Circumscribed not by binary algorithms, but by Passion, Desire and Mood.

There is no room between 0 and 1 for Emotions.



For example, the movie *Ex Machina* reflects on the possible emotional involvement of a robot with a human [23]. The movie plot turned on a ‘Turing test’ that actually illustrated the “demotive” quality of the robot (compared to the emotive state of the human...an inherent distinction). But the plot had a built-in problem that was not addressed: Why did the robot desire freedom, encouraging the young programmer to an emotional relationship? Lacking Asimov’s 3 Laws of Robotics [94], this robot could kill a human...and bring it to harm...and desire freedom. Others have tried to program an emotive quality to robots, but were not convincing [29,70-77,95].



**Figure 4. Schematic representation of synaptic and non-synaptic transmission between neurons.** A: “Naked neurons” in a Caja-type ne (ignoring surroundings); B: *Tripartite* net of neurons, surrounded by memory material, comprising nECM + dopants (metals and neurotransmitters). The neurix engulfing the neurons, effect neural memory on which neural intelligence is based.

## 7. Note on neural intelligence

Desires and goals are based on emotive valuations. Even for supposedly rational economic models, the value or worth of any commodity or act is based on desirability, a totally emotive quality. Unlike “demotive” robots, the totality of NI, as experienced by a living creature, involves emotive components which ultimately gives worth/value to all stimuli mentated by the biologic neural net.

Logical operations could be described quite apart from the particular ‘hardware’ on which they happened to be implemented in binary code. AI is essentially a series of advanced statistic-based algorithms which review the past, to project future trends. It is “demotive”.

Not so the biologic neural nets, which achieve emotive states integral to the particular body in which they occur. Unlike “demotive” binary ( $n = 0$  or  $1$ ) or quadro-triplet info of DNA (i.e., triplets of 4 bases), cog- info is multinary ( $n > 100$ ) and combinatorial, inherent to its associated neurons. It cannot be transferred and is lost by the host’s death.

The link of Memory to Intelligence is incontestable. Reflection suggests that the computer metaphor is a flawed model for neural memory and intelligence. By the same token, the idea that emotions are divorced from intelligence is not tenable, as emotions suffuse all aspects of valuation and meaning by man and animals. Is there an alternative?

Rational (abstract) thought is ultimately driven by emotive motivation. While language is integrally tied to human intelligence, not so for animals, which have demonstrated ability for abstract thought coupled to memory (cited above), but are wordless. Nonetheless, animals also experience emotions, memory and intelligence, as well as logical mentation, exemplified by objective criteria such as: use of tools, navigation, remembrance of places, group hunting, group communication, manifestations of curiosity.

For NI, time, distance and causality are interwoven with feelings, recalled as emotive memory. Learning by reward and punishment (conditioning) is enabled by affective signals and valuations (i.e., pain, food) [6,7]. Even for the logic-content activities of humans, the underlying motivation is ultimately emotive. Goals, desires, motivation and meaning are all set by emotive signals and valuations.

The perceptive mechanism of neurons is inherently coupled to emotive reality. Unlike the electronic artifact, the living neural creature is immersed in a continuum of emotive states, some which must be remembered to survive, manifest as learning and intelligence. There may be a particular talent of some individuals for mathematics, logic, games or abstract thinking. It is this particular talent of humans, tied to language, that the computer can perform. But the basis of intelligence of any neural creature (i.e., NI) relies on a memory ‘colored’ with a rich palette of emotive factors, which establish meaning to recalled stimuli.



**Figure 5. A bird nest.** While one can opine that the bird was motivated by instinct, there is an undoubted logical component to the construction of its nest.

A consummate test of AI has been considered to be the ability to translate human languages. Much effort has been expended to enable translation programs to parse sentences, to extract meaning from verbs and nouns, to render translated text “natural” [95-99]. But linguistic reference to emotive states is quite different from the existential states achieved by sets of biological neurons. Mentation and memory are not expressions of linguistic, logical or electrical signaling, but a combination of chemical as well as electrical processes.

‘Indifference’ is what distinguishes AI from NI. The former’s programming is indifferent to value or meaning, devoid of significance; the latter’s existence is critically dependent on the sensibilities of emotive states that make a difference to living creatures. Cognitive information has emotive qualities transformed into NI, which render stimuli meaningful in the ever-present drive to survive.

Q: Are ‘emotional intelligence’ or ‘rational emotions’ contradictory terms?

A: The former is not a contradiction, but a redundancy. There cannot be intelligence without emotions and visa versa. The latter is an ‘antinomy’, a logical contradiction [100,101].

‘Reason’ or ‘rationale’ are artifacts of language. In that only homo sapien excercises this talent, it does not address the universal issues of neuro- physiology or neuro-chemistry.

Kant faulted “pure reason”. Presumably, reason could be “pure” if it did not have emotive content, like geometry or calculus. But this would be self-defeating for describing ‘reason’. ‘Value’, ‘worth’, ‘desirability’, ‘need’, etc. all have emotive qualities that underlie any ‘reasonable’ judgement. Emotive factors are what render “meaning” in everyday life. Only in arithmetic, mathematics and logic is reasoning or intelligence pure, but incomplete [102], as well as, ‘demotive’. There are limitations to what can be proved for ‘reason’, though this is irrelevant to our interest here.

The natural signaling of neurons is enunciated in emotions, for which human language is barely adequate to describe, though attempted by songwriters and poets. Animals don’t speak, but

nevertheless experience emotions and an understanding of their circumstances, hallmarks of intelligence. They also exhibit aspects of logical thought (cited above).

Turing's opinion that digital computers can in fact mimic the actions of a human" is not credible [13,14]. Hebb's model of 'synaptic plasticity' and electric signaling as the basis for memory is deeply flawed [40,41]. As pointed out by von Neumann, at the molecular level of the nerve membrane, electrical and chemical processes tend to merge; molecular changes alter the neuron's electrical properties accompanied by changes in the relative electrical potential [16a].

In short, the computer is an inadequate paradigm for the brain. Its "information" is embodied in a silicon chip, physically encoded as bits (0 1). The lengths to which computer programmers and theoreticians go to suggest that they mimic emotive states experienced by a neural net are remarkable. They use words like "neuromorphic" on the basis of binary algorithms or silicon constructs that are not at all biologic (as per a recent supplement to Science ). On the basis of "verbal prestidigitations", neurobiologic terms are appropriated, to construct 'affective architecture' with 'neural nets' that are actually coupled microprocessors, supposing that semantic representations or verbal constructs simulate the emotive states experienced by neural creatures.

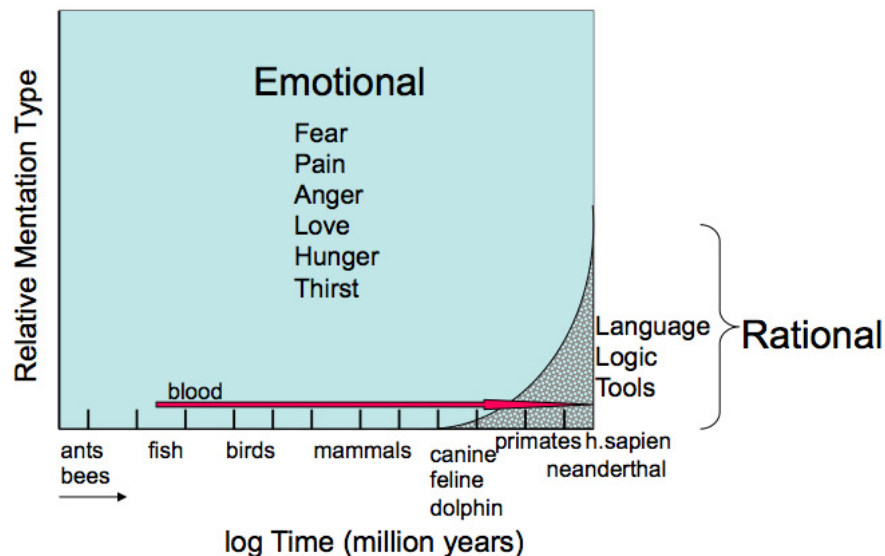
The fantasy of science fiction writers is a "transference process", whereby neural memory could be encoded in memory chips or transferred from the chip to the brain. But the real business of neuroscientists is to decipher the biological neural code whereby emotive memories are inscribed in the 'wetware' of the living neural net.

## **8. Evolution**

As psyche evolved from physiology, so did logic emerge, like a phase transition, from emotive mentation (Figure 6).

Homo sapiens with mental talents cannot be considered as apart from the Natural Order of living creatures. Vestiges of bacterial signaling with biomodulating molecules recur in the signaling modality of more complex neural creatures (Table 1). Emotive mentation is undoubtedly the basic mode of the psychic experience of all creatures (Figure 6), but blurred in humans by the supremacy of verbal thinking, where language dominates conscious thought and logic emerges.

## Phase change: Evolution of logical from emotive mentation



**Figure 6. A phase diagram representing the emergence of “demotive” cognition (logic) from emotive mentation.**

## 9. Conclusion

Though the physical cosmos in which we exist is mapped out in great detail by physicists who describe Relativistic interactions of planets, stars and galaxies with black holes, grave uncertainties remain, incompleteness abounds even in the core of our mathematical thinking. The quantum realities of condensed matter, dark matter and dark energy still escape the physicists’ grasp with its uncertainties and ‘entangled’ sub-atomic materiality. In quantum reality, ‘observation’ cannot be separated from ‘observer’. So too in the study of cognition, ‘mentation’ cannot be considered separately from the ‘mentator’.

In spite of electromagnetic explorations of the ‘cosmos’ of our brains, with electrodes, fMRI, PET, and CAT scans, we cognitive scientists too are in the dark. The map of our psyche remains uncharted, *terra incognita*, intimate, yet unfathomable; a ‘blank box’ whose emotive dimensions we have yet to plumb.

We suggest that the mental talents of ‘biologic condensed matter’ must be described in chemical terms, just like other physiologic processes. In that mentation and memory are inextricably entangled, a clue to the mechanism of the latter may reveal that of the former.

Our *tripartite* mechanism [88-93] provides a psycho-chemical description of a memory code and emotive memory. Here, the nECM is the ‘medium of representation’; the dopant (metals and NTs) are the ‘symbols of representation’. Effectively, we propose a correspondence between psychic (emotive) states and physiologic states, both expressed in chemical terms (Table 1). The *cuinfo* (Figures 3 and 4) are the chemographic representations of past stimuli (cog-info) by which neural nets mentates and remembers.

NI is a talent ascribed to living organisms which experience feelings and emotions to adapt to an everchanging environment, to obtain food, to survive and to reproduce. By contrast, AI is manifest by a computer programmed to produce a logical output based on binary input. But is this “intelligence”? There cannot be intelligence without emotions and *vice versa*. We experience conscious life but don’t understand the darkened processes occurring in our heads when we emote, remember or forget. Thus, we tend to agree with Kant’s position that a ‘psychological science’ is impossible [100,101]. But we can identify the major components involved in generating mental processes.

A propos Descartes’ mind-body conundrum or Ryle’s “ghost in the machine” [103], one cannot fully describe mental processes by purely logical expressions. Thus, we suggest that the mind and memory are not dissociated from the body, but inextricably linked properties of its complex biochemical workings [95]. Mind and body are a complex unity, psyche emerges from physiology and chemistry, emerging and surviving as an ensemble of qualities.

As quipped by Terry Winograd (cited in [96]): “*AI is no closer to intelligence than alchemists to gold*”. Perhaps it is time for “*the term ‘artificial intelligence’ to be replaced by something more modest and less provisional*” [19].

We suggest the terms of either ‘artifact intelligence’ (ARTI) or ‘machine intelligence’ (MI), neither of which imply emulation of neural qualities, but simply refer to the computational capability of an electronic artifact with a recall function.

The development of computerized artifacts interfacing with the brain not only to move muscles but to also perform mental chores, continues. Such artifacts would contribute superior logical qualities (speed, connection to the internet, high storage capacity for facts, mathematical skills). But lets not forget that neural brains contribute emotional qualities, creativity and rendering judgements of value, worth and priority, the hallmarks of true intelligence.

## Acknowledgements

A memorium to my late wife and fan, the artist Georgette Batlle (1940-2009), for kindly receiving my discourses on the chemical basis of thought. Thanks to friends, Lilly Rivlin (New York, NY) and the late Bill Needle (Eastchester, NY) for their early encouragement and financial support in the period 1980-1984. I appreciate ongoing discussions with Karine Ahouva Leopold (Paris), about feelings and emotions. — By GM

The references presented in previous Parts of this series, are also appropriate here. In the interest of space, many works have not been cited again, though they all contribute to the knowledge base of neurobiology and cognitive sciences. Those cited below were chosen to establish particular points of fact.

We stand on their shoulders, to glimpse vistas of neural memory and intelligence.

### **Conflict of Interest**

GM is a founder of MX Biotech Ltd., with the commercial goal to develop new classes of “memory materials” and devices.

CG is emeritus professor of Chemistry at Hebrew University (Jerusalem), active in developing and patenting peptide-based tools for surgery and pharmacology.

Notwithstanding, the ideas forwarded here by us both are scientifically genuine and presented in good faith, without commercial clouding of the concepts expressed herein.

### **References**

1. Boole G (1853) *The Laws of Thought*. In: *The Mathematical Theories of Logic and Probabilities*. Project Gutenberg (EBook #15114).
2. Calderone J (2014) 10 Big Ideas in 10 Years of Brain Science. *Scientific American MIND*, November 6.
3. Chalmers DJ (1996) *The Conscious Mind: In Search for a Fundamental Theory*. New York: Oxford University Press.
4. Dehaene S (2014) *Consciousness and the Brain*. In: *Deciphering How the Brain Codes Our Thoughts*. New York: Penguin Publishers.
5. Edelman G, Tononi G (2000) *A universe of consciousness: How matter becomes imagination*. Basic books.
6. LeDoux JE (2003) *Synaptic self: How our brains become who we are*. New York: Penguin Publishers.
7. LeDoux JE (2012) Evolution of human emotion: A view through fear. *Prog Brain Res* 195:431-442.
8. Penrose R (1989) *The Emperor’s New Mind*. New York: Oxford University Press.
9. Shiffman D, Fry S, Marsh Z (2012) *The nature of code*. D. Shiffman.
10. Bostrom N (2014) *Superintelligence: Paths, dangers, strategies*. OUP Oxford.
11. Zimme (2014) *The New Science of the Brain*. National Geographic.
12. McCulloch WS, Pitts W (1943) A logical calculus of the ideas immanent in nervous activity. *B Math Biol* 5: 115-133.
13. Turing AM (1950) Computing machinery and intelligence. *Mind* 59: 433-460.

14. Graves A, Wayne G, Danihelka I (2014) Neural Turing machines. *arXiv preprint arXiv:1410.5401*
15. Von Neumann J (2012) *The computer and the brain*. 3rd ed. New Haven: Yale University Press: 66.
16. Jeffress LA (1951) *Cerebral mechanisms in behavior; the Hixon Symposium*.
  - a. von Neumann J. The general and logical theory of automata: 1-41.
  - b. McCulloch WS. Why the mind is in the head: 42-57.
17. Arbib MA (1987) *Brains, Machines and Mathematics*. In: *Neural Nets and Finite Automata*. 2nd ed. Berlin: Springer US: 15-29.
18. Franklin S (1995) *Artificial Minds*. Cambridge, MA: MIT Press.
19. Longuet-Higgins HC (1981) Artificial intelligence—a new theoretical psychology? *Cognition* 10: 197-201.
20. Neisser U (1963) The imitation of man by machine. *Science* 139: 193-197.
21. Sloman A (1979) *Epistemology and Artificial Intelligence: Expert Systems in the Microelectronic Age*. Edinburgh: Edinburgh University Press.
22. Gardner H (1985) *The Mind's New Science*. New York: Basic Books.
23. Garland A (2015) *Ex Machina – Movie*.
24. Sejnowski TJ, Koch C, Churchland PS (1988) Computational neuroscience. *Science* 24: 1299-1330.
25. Russel S, Norvig P (2009) *Artificial Intelligence: A Modern Approach*. 3rd ed. NY: Pearson Publishers.
26. Aho AV (2012) Computation and computational thinking. *Comput J* 55: 832-835.
27. Guidolin D, Albertin G, Guescini M, et al. (2011) Central nervous system and computation. *Quart Rev Biol* 86: 265-85
28. Howard N (2012) Brain Language: The fundamental code unit. *Brain Sci* 1: 6-34.
29. Howard N, Guidere M (2012) LXIO: The mood detection Robopsych. *Brain Sci* 1: 71-77.
30. Pockett S (2014) Problems with theories of consciousness. *Front Syst Neurosci*: 225.
31. Hirschberg J, Manning CD (2015) Advances in natural language processing. *Science* 349: 261-266.
32. Parkes DC, Wellman MP (2015) Economic reasoning and artificial intelligence. *Science* 349: 267-272.
33. Gershman SJ, Horvitz EJ, Tenenbaum JB (2015) Computational rationality: A converging paradigm for intelligence in brains, minds, and machines. *Science* 349: 273-278.
34. Jordan M, Mitchell TM (2015) Machine learning: Trends, perspectives, and prospects. *Science* 349: 255-260.
35. Wu Y, Schuster M, Chen Z, et al. (2016) Google's neural machine translation system: Bridging the gap between human and machine translation. *arXiv preprint arXiv 1609.08144*.



36. y Cajal SR (1995) Histology of the nervous system of man and vertebrates. USA: Oxford University Press.
37. Garcia-Lopez P, Garcia-Marin V, FreireM (2010) The histological slides and drawing s of Cajal. *Front Neuroanat* 4: 9
38. Hebb DO (1949). The Organization of Behavior. New York: Wiley.
39. Kandel ER, Schwartz JH, Jessell TM, et al. (2013) Principles of Neural Science. New York: MacGraw-Hill.
40. Arshavsky YI (2006) “The seven sins” of the Hebbian synapse: can the hypothesis of synaptic plasticity explain long-term memory consolidation?. *Prog Neurobiol* 80: 99-113.
41. Gallistel CR, KingA (2009) Memory and the Computational Brain. New York: Wiley Blackwell.
42. Hawkins J, Blakeslee S (2005) On Intelligence. New York: St Martin's Press.
43. Zador A, Koch C, Brown TH (1990) Biophysical model of a Hebbian synapse. *Proc Natl Acad Sci USA* 87: 6718-6722.
44. Vizi ES, Fekete A, Karoly R, et al (2010) Non-synaptic receptors and transporters involved in brain functions and targets of drug treatment. *Br J Pharmacol* 160: 785-809.
45. Vizi E (2013) Role of high-affinity receptors and membrane transporters in non-synaptic communication and drug action in the central nervous system. *Pharmacol Rev* 52: 63-89.
46. Schmitt FO, Samson FE, Irwin LN, et al. (1969) Brain cell micro-environment. *NRP Bulletin*: 7.
47. Cserr HF (1986) The Neuronal Environment. *Ann NY Acad Sci*: 481.
48. Juliano RI, Haskill S (1993) Signal transduction from extracellular matrix. *J Cell Biol* 120: 577-585.
49. Vargova L, Sykova E (2014) Astrocytes and extracellular matrix in extrasynaptic volume transmission. *Phil Trans R Soc B* 369: 20130608.
50. Giaume C, Olier S (2016) Introduction to the special issue: Dynamic and metabolic interactions between astrocytes and neurons. *Neuroscience* 323: 1-2.
51. Hrabětová S, Nicholson C (2007) Biophysical properties of brain extracellular space explored with ion-selective microelectrodes, integrative optical imaging and related techniques. In: Michael AC, Borland LM, editors. *Electrochemical Methods for Neuroscience*. Boca Raton, FL: CRC Press: chapter 10.
52. Kuhn TS (1970) The Structure of Scientific Revolutions. 2nd ed. Chicago, IL: University of Chicago Press.
53. Landauer R (1996) The physical nature of information. *Physics Letters A* 217: 188-193.
54. Chua LO (2011) Resistance switching memories are memristors. *Applied Physics A* 102: 765–783.
55. Di Ventra M, Pershin YY (2011) Memory materials: A unifying description. *Mater Today* 14: 584-591.
56. Kamalanathan D, Akhavan A, Koziicki MN (2011) Low voltage cycling of programmable metallization cell memory devices. *Nanotechnology* 22: 254017.

57. Tian F, Jiao D, Biedermann F, et al. (2012) Orthogonal switching of a single supramolecular complex. *Nat Commun* 3: 1207.
58. Sakata Y, Furukawa S, Kondo M, et al. (2013) Shape-memory nanopores induced in coordination frameworks by crystal downsizing. *Science* 339: 193-196.
59. Lin WP, Liu S, Gong T, et al. (2014) Polymer-based resistive memory materials and devices. *Adv Mater* 26: 570-606.
60. Zhou X, Xia M, Rao F, et al. (2014) Understanding phase-change behaviors of carbon-doped Ge<sub>2</sub>Sb<sub>2</sub>Te<sub>5</sub> for phase-change memory application. *ACS Appl Mater Interfaces* 6: 14207-14214.
61. Agnati LF, Fuxe K (2014) Extracellular-vesicle type of volume transmission and tunnelling-nanotube type of wiring transmission add a new dimension to brain neuro-glia networks. *Philos Trans R Soc Lond B Biol Sci* 369: pii: 20130505.
62. Fuxe K, Borroto-Escuela DO, Romero-Fernandez W, et al. (2013) Volume transmission and its different forms in the central nervous system. *Chin J Integr Med* 19: 323-329.
63. Fuxe L, Borroto-Escuela DO (2016) Volume transmission and receptor-receptor interactions in heteroreceptor complexes: Understanding the role of new concepts for brain communication. *Neural Regen Res* 11: 1220-1223.
64. Fodor JA (1975) *The Language of Thought*. Boston, MA: Harvard University Press.
65. Sloman A, Croucher M (1981) *Why robots will have emotions*. Sussex University.
66. Mayer JD (1986) How mood influences cognition. *Advances in Cognitive Science* 1: 290-314.
67. Salovey P, Mayer JD (1990) Emotional intelligence. *Imagination, Cognition and Personality* 9: 285-311.
68. Goleman D (1995) *Emotional Intelligence*. New York: Bantam Books.
69. Valverde J, Casacuberta D (2009) *Handbook of Research on Synthetic Emotions and Sociable Robotics: New Applications in Affective Computing and Artificial Intelligence*. Information Science Reference. New York: Hershey.
70. Meyer JJ, Dastani MM (2010) The logical structure of emotions. Dutch Companion project grant nr: IS053013. SIKS Dissertation Series No. 2010-2.
71. Hasson C (2011) *Modelisation des mecanismes emotionnels pour un robot autonome: perspective developpementale et sociale*. PhD Thesis, Universite de Cergy Pontoise, France.
72. Meshulam M, Winter E, Ben-Shakhar G, et al. (2011). Rational emotions. *Soc Neurosci* 1: 1-7.
73. Steunebrink BR. *The Logical structure of emotions*. Utrecht University, 2010.
74. Steunebrink BR, Dastani M, Meyer JJC (2012) A formal model of emotion triggers: an approach for BDI agents. *Synthese* 185: 83-129.
75. Bosse T, Broekens J, Dias J, et al. (2014) *Emotion Modeling. Towards Pragmatic Computational Models of Affective Processes*. New York: Springer.
  - a. Hudlicka E. From habits to standards: Towards systematic design of emotion models and affective architecture: 3-23.
  - b. Dastani M, Floor C, Meyer JJ. Programming agents with emotions: 57-75.

- c. Lowe R, Kiryazov K, Utilizing emotions in autonomous robots: An enactive approach: 76-98.
76. Smailes D, Moseley P, Wilkinson S (2015) A commentary on: Affective coding: the emotional dimension of agency. *Front Hum Neurosci* 9: 142.
77. Lewis M (2016) *The Undoing Project: A Friendship That Changed Our Minds*. New York: W.W. Norton & Co.
78. Binet A, Simon T (1916) *The Intelligence of the Feeble Minded*. Baltimore, MD: Williams and Wilkins.
79. Griffin D (2001) *Animal Minds: Beyond Cognition to Consciousness*. Chicago, IL: University Chicago Press.
80. Albuquerque N, Guo K, Wilkinson A, et al. (2016) Dogs recognize dog and human emotions. *Biol Lett* 12: 20150883.
81. Andics A, Gábor A, Gácsi M, et al. (2016) Neural mechanisms for lexical processing in dogs. *Science* 353:1030-1032.
82. De Waal F (2016) *Are We Smart Enough To Know How Smart Animals Are?* New York: WW Norton & Co.
83. Kekecs Z, Szollosi A, Palfi B, et al. (2016). Commentary: Oxytocin-gaze positive loop and the coevolution of human-dog bond. *Front Neurosci* 10:155.
84. Kovács K, Kis A, Kanizsár O, et al. (2016) The effect of oxytocin on biological motion perception in dogs (*Canis familiaris*). *Animal Cogn* 19: 513-522.
85. Wasserman EA (2016). Thinking abstractly like a duck(ling). *Science* 353: 222-223.
86. Wynne CDL (2004) *Do Animals Think?* New Jersey: Princeton University Press.
87. Levy S (1993) *Artificial Life*. New York: Random House.
88. Marx G, Gilon C (2012) The molecular basis of memory. *ACS Chem Neurosci* 3: 633-642.
89. Marx G, Gilon C (2013) The molecular basis of memory. MBM Pt 2: The chemistry of the tripartite mechanism. *ACS Chem Neurosci* 4: 983–993.
90. Marx G, Gilon C (2014) The molecular basis of memory. MBM Pt 3: Tagging with neurotransmitters (NTs). *Front Neurosci* 3: 58.
91. Marx G, Gilon C (2016) The molecular basis of neural memory. MBM Pt 4: The brain is not a computer. “Binary” computation versus “multinary” mentation. *Neuroscience and Biomedical Engineering* 4: 14-24.
92. Marx G, Gilon C (2016) The Molecular Basis of Neural Memory Part 5: Chemographic notations from alchemy to psycho-chemistry. In Press.
93. Marx G, Gilon C (2016) The molecular basis of neural memory. MBM Pt 6: Chemical coding of logical and emotive modes. *Int J Neurology Res* 2: 259-268.
94. Asimov I (1950) *I, Robot*. New York: Gnome Press.
95. Waldrop MM (1992) *Complexity: The Emerging Science at the Edge of Order and Chaos*. New York: Viking Penguin Group.

96. Freedman DH (1994) *Brainmakers*. New York: Touchstone Press.
97. Maass W, Joshi P, Sontag ED (2007) Computational aspects of feedback in neural circuits. *PLoS Comput Biol* 3: e165.
98. Picard RW, Vyzas E, Healey J (2001) Toward machine emotional intelligence: Analysis of affective physiological state. *IEEE transactions on pattern analysis and machine intelligence* 23: 1175-1191.
99. Hirschberg J, Manning CD (2015) Advances in natural language processing. *Science* 349: 261-266.
100. Critique of Pure Reason (1781) Translated by Norman Kemp Smith. London Macmillan 1934.
101. Sloman A (2008) Kantian philosophy of mathematics and young robots. In: Proceedings 7th International Conference on Mathematical Knowledge Management Birmingham, UK, July 28-30. Available from: <http://events.cs.bham.ac.uk/cicm08/mkm08/>.
102. Berto F (2010). *There's Something about Gödel: The Complete Guide to the Incompleteness Theorem*. New York: John Wiley and Sons.
103. Ryle G (1949) *The Concept of Mind*. UK: Penguin Books.



AIMS Press

© 2017 Gerard Marx et al., licensee AIMS Press. This is an open access article distributed under the terms of the Creative Commons Attribution License (<http://creativecommons.org/licenses/by/4.0>)