

*Review***Solid state transformer technologies and applications: A bibliographical survey****M. Ebrahim Adabi and Juan A. Martinez-Velasco\***

Universitat Politecnica de Catalunya, Barcelona, Spain

\* **Correspondence:** Email: martinez@ee.upc.edu, Tel: +34934016725.

**Abstract:** This paper presents a bibliographical survey of the work carried out to date on the solid state transformer (SST). The paper provides a list of references that cover most work related to this device and a short discussion about several aspects. The sections of the paper are respectively dedicated to summarize configurations and control strategies for each SST stage, the work carried out for optimizing the design of high-frequency transformers that could adequately work in the isolation stage of a SST, the efficiency of this device, the various modelling approaches and simulation tools used to analyze the performance of a SST (working a component of a microgrid, a distribution system or just in a standalone scenario), and the potential applications that this device is offering as a component of a power grid, a smart house, or a traction system.

**Keywords:** distribution system; high-frequency transformer; microgrid; modular multilevel converter; power quality; semiconductor loss; smart grid; solid state transformer

---

**1. Introduction**

The future smart grid is being designed to mitigate or avoid consequences derived from power quality events (e.g., voltage sags), improve reliability indices (e.g., by reducing the number of interruptions and their duration), and increase the system efficiency (e.g., by reducing losses). The increasing penetration of renewable generation and a fast implementation of the electric vehicle are two trends that can stress the current grid by causing voltage variations larger than those the system can withstand. A solution for many of these problems is the Solid State Transformer (SST).

Transformers are widely used to perform functions such as voltage transformation and isolation. Although the conventional transformer has been, and still is, the traditional link between end-users and the distribution network, the high-frequency SST design could cope with many of the challenges of the future smart grid since it can enhance power quality performance and expand the capabilities of the conventional transformer: voltage sag compensation, instantaneous voltage regulation, harmonic compensation, power factor correction, auto-balancing, short-circuit protection, variable-frequency output, bidirectional power flows. Since the size of a conventional copper-and-iron based transformer is inversely proportional to the operating frequency, an increase of this frequency would provide a higher utilization of the magnetic core and a reduction in transformer size. In addition, the SST can be used as a link between standard ac power-frequency systems and systems operating with either dc or ac at any power frequency.

The first patent on a device that could be seen a predecessor of the current SST designs was presented in 1992 [1]. Since then several patents have been presented; see, for instance [2–5].

The SST design can be seen as a universal interface that can provide not only power quality improvements but efficient management of distributed resources. By incorporating the SST, utilities can integrate various power requirements, monitoring, and communications into a universal customer interface such as the SST, which can also provide some operational benefits (e.g., reduced environmental concerns by introducing a design that does not use liquid dielectrics, efficient management of distribution resources by incorporating online monitoring and other automation functionalities). The goal of this paper is to provide a bibliographical review of the work carried out to date on the SST. The main contribution of this work is a list of references ordered by publication year. However, since there are many aspects of the SST that make this device so attractive as a component of the future power systems, several short sections have been included to discuss some important features of the SST. Each section is aimed at summarizing the current status with a selection of relevant works. Readers interested in an introduction to the SST can consult references [6–8].

Although the list of references covers SST designs of various voltage levels and different applications, it might be assumed by default that the primary SST application is to function as a medium voltage/low voltage (MV/LV) distribution transformer. Since standardized voltages used for MV distribution grids are usually equal or higher than 10 kV, multilevel topologies must be considered for the MV side of the SST if conventional Si-based semiconductors are used. In general, it can be assumed that if the highest SST voltage is equal or above the lowest standardized voltage (i.e., 3.3 kV), a SST design must be based on a multilevel converter configuration at the MV side.

Different topologies of multilevel converters have been proposed for SST applications. Irrespective of the selected topology, the operation of a multilevel converter has to face important challenges (e.g., capacitor voltage balancing and complex control strategies). Once the converter topology has been selected, the selection of a proper control strategy for each SST stage becomes crucial for a correct performance of the device. In addition, the SST capabilities (e.g., bidirectional power flow, harmonic compensation, current balance) and performance (e.g., reliability, efficiency) are closely connected with the selected configuration and control strategies; Section 2 provides a summary of the work related to multilevel converter designs for SST implementation and the corresponding control strategies. A fundamental component of the SST is the high-frequency transformer (HFT); Section 3 summarizes the current state of HFT designs for SST implementation.

It is widely accepted that the efficiency of current SST designs is lower than that of their conventional iron-and-copper counterpart; Section 4 discusses this aspect and reviews the main works related to analyze SST efficiency.

The performance and benefits of the SST as a part of large distribution system can be predicted by implementing and testing reliable and accurate computer models; Section 5 summarizes the work carried out on modelling and simulation of the SST, including the experience collected with real-time simulation platforms.

The SST can be seen as a replacement of the conventional transformer. However, the foreseen applications of the SST cover an area wider than that of the conventional transformer. Section 6 summarizes the work dedicated to date for fixing the potential applications of the SST.

Other important aspects, such as the semiconductor technologies that could be adequate for this device are not covered here. Readers are referred to the literature; see for instance [6–12].

Although other designations have been used to name this device (i.e., Intelligent Universal Transformer, Electronic Power Transformer), this paper exclusively uses the acronym SST to name it.

## 2. SST topologies and control strategies

### 2.1. Introduction

If it is assumed that the SST can be used to link DC and AC systems running at medium and low voltage levels, a very high number of combinations may result; for instance, the SST can be used to link MV and MV, MV and LV, or LV and LV DC and/or AC systems. Remember that in case of AC systems, they can be single- or multi-phase. In fact, a myriad of configurations have been proposed and even analyzed under the concept SST (or any other designation used to date for this device). To facilitate the study, those configurations will be classified taking into account the number of stages and the configuration of converters to be installed at both MV and LV sides.

Figure 1 shows three examples of single-phase SST configurations that can be used to illustrate the concept of stage when applied to this device. One can observe that a common component to all of these configurations is the HFT. For a discussion about SST configurations taking into account the number of stages, see [13]. SST MV-side converters must be multilevel. Although many configurations have been proposed, multilevel converters can be broadly classified into two main groups, depending on whether the configuration is based on a cascaded connection of converters or not; Figure 2 shows two examples.

On the other hand, note that Figure 2b displays only the MV input stage. As for LV converters, those for three-phase systems can be classified into two groups depending on whether they have three or four wires (i.e., they include the neutral). The control strategies to be used in a SST will depend of the overall configuration, the topology selected for each SST stage, and the desired functionalities. The rest of this section provides a short summary of the work carried out to date on these topics. For a discussion of SST configurations and control strategies, see reference [14]. Table 1 provides a short list of the SST prototypes presented to date.

Other SST prototypes, not listed in the table, were presented in [15–50].

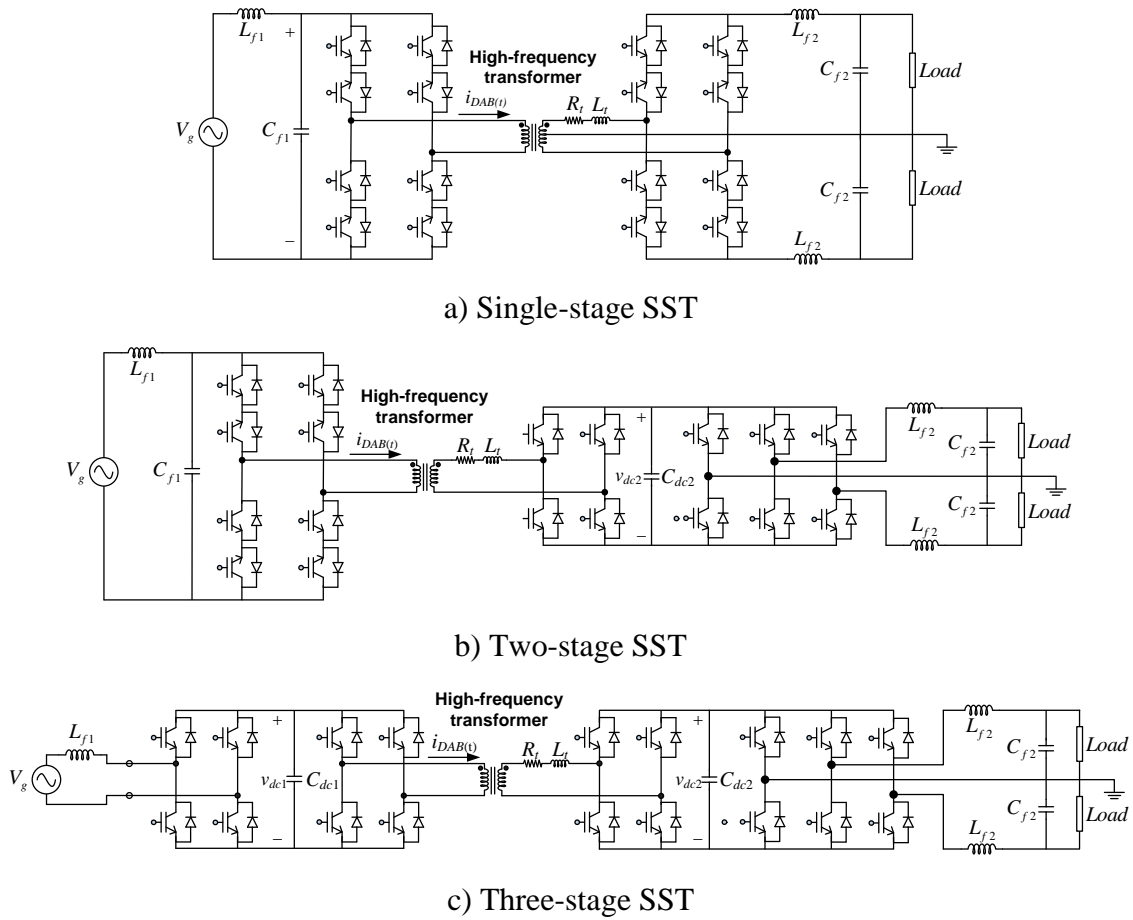


Figure 1. Different single-phase SST topologies.

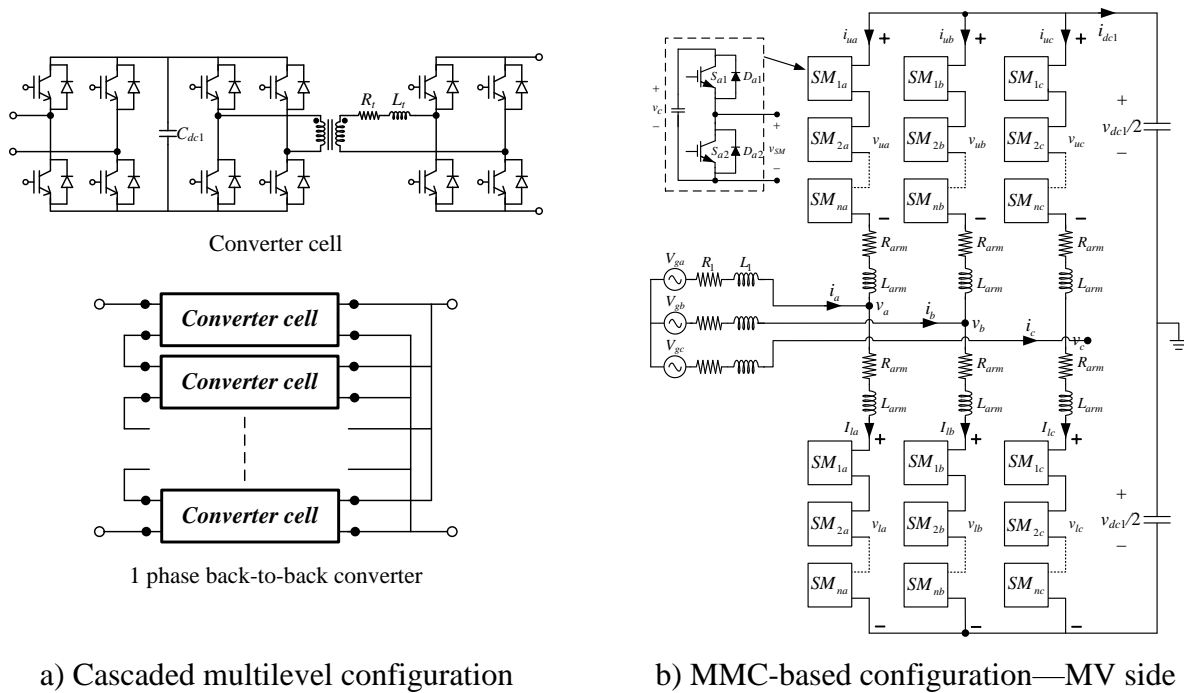


Figure 2. Different configurations for multilevel converters to be used at the SST MV side.

**Table 1. SST Prototypes.**

Ratings	Configuration	Control	Capabilities	Laboratory tests	Refs.
10 kVA, 7.2 kV/240V	Three stage, cascaded H-bridge	PWM	Unidirectional power flow, power-factor correction	Steady state, load unbalanced	[51,52]
20 kVA, 2.4kV/120-240 VAC or 48V DC	Single phase, three stage, NPC multilevel, multiport-output DC/AC inverter	PWM	Unidirectional power flow	Steady state, load change, load unbalance, voltage sag, nonlinear load,	[53–55]
50 kVA, 2.4 kV/240V/ 120V	Three stage, Three level NPC in MV side	PWM	Voltage sag compensation, fault isolation	voltage sag, load variation, load unbalance	[56]
5 kVA, 220 V/380 V	Two stage, direct AC/AC high- frequency link, dual bridge matrix converter topology	PWM	bidirectional power flow, low harmonic distortion	Load unbalance, unbalanced input voltage	[57]
100 kVA, 13.8 kV/120V or 240 V	Three phase, three stage, cascaded blocks	PWM	Unidirectional power flow	Steady state, load unbalance, voltage sag, non-linear load, load variation, capacitor switching transient,	[58]
1.5 kW, 230 V/39V	Three stage, cascaded H-bridge	PWM	Bidirectional power flow, harmonic voltage compensation, reactive power compensation	Voltage sag, nonlinear load	[59]
2 kW, 110V/20V	Single-stage, AC/AC, two level	PWM	Bidirectional power flow, maximum power-point tracking	Steady state	[60]
20 kVA, 7.2 kV/240 V	Three stage, cascaded H-bridge	PWM	Bidirectional power flow	Steady-state	[61–71]
54 kW, 1.5 kVAC/60VDC	Two stage, cascaded H-bridge	PWM	Bidirectional power flow	Steady state, load variation, power flow reversal	[72,73]
1 kW, 208V/120V	Three-stage, two level	PWM	Bidirectional power flow	Start-up transient	[74]
100 kW, 10kVAC/750VDC	Two stage, AC/DC/DC, MMC	PWM	Bidirectional power flow	Steady state	[75]
2 kVA, 1.9 kV/127 V	Three stage, multilevel converter	PWM, ZVS	Bidirectional power flow, voltage sag compensation	Steady state, voltage sag, power flow reversal	[76,77]
10 kW, 3.6 kV/120 V	Three stage, two level	PWM	Bidirectional power flow, harmonic voltage compensation	Steady state, nonlinear load, load variation	[78–82]
1 kW, 353.55/220	Two stage AC/AC, MMC	PWM	Unidirectional power flow	Steady state	[83]
600 kVA, 3.3 kV DC/3.3 kV DC	Three stage, cascaded H-bridge in MV side	PWM	Bidirectional power flow	Steady state	[84]
5 kW, 3300V AC/ 380VDC	Two stage, cascaded H-bridge	Phase shift modulation	Bidirectional power flow	Steady state	[85]
2 kVA, 380V/120V	Three stage, cascaded	PWM	Bidirectional power flow	Steady state, power flow reversal, startup transient	[86]
5.8 kVA, 5KVDC/ 800VDC	Three stage, NPC with SiC	PWM	Bidirectional power flow	Steady state	[87]

*Continued on next page*

Ratings	Configuration	Control	Capabilities	Laboratory tests	Refs.
2 kW, 300 V/60 V	Three stage, two level	PWM	Bidirectional power flow	Steady state, load variation	[88]
50 kVA, 480V/480V	Single stage, Dyna-C AC/AC topology	PWM	Bidirectional power flow	Steady state	[89,90]
150 kVA, port1:750VDC port2:375VDC port3:750VDC	Triple active-bridge with energy storage	Phase shift modulation	Bidirectional power flow	Steady state	[91,92]
2 kW, 400V/208V	Single stage, AC/AC, matrix based	Predictive Control	Bidirectional power flow	Steady state, load variation, unbalanced voltage and current	[93,94]
3-kVA, 2.4kV/127V	Three stage, two level	PWM	Unidirectional	Steady state, nonlinear load	[95]
10 kVA, 208 V	Single stage AC/AC, two level	ZVS	Bidirectional power flow	Steady state	[96]
2 kW, 600VDC/200VDC	Three phase modular multilevel dc/dc converter	PWM, ZVS, dual-phase-shift method	Bidirectional power flow	Steady state	[97]
10 kVA, 3.8 kVDC/ 200VDC	Three stage, single phase single converter cell based SST for wind energy conversion system	PWM	Bidirectional power flow	Steady state, load variation	[98]

## 2.2. Converter topologies for SST application

The possible configuration of a SST has been analysed in many works. References [13,99–109] are some of the works in which the SST configurations were analysed and/or compared. With respect to the number of stages, the main conclusions from the present literature can be summarized as follows: single- and two-stage topologies provide limited functionalities as compared to three-stage topologies, which can provide all the desired SST functionalities while simplifying the control design. A list of selected references in which some of the most popular SST configurations were analyzed is presented below.

Three possible topologies for the higher voltage side of a SST were identified in [101]: the diode clamped multilevel converter, the flying capacitor multilevel converter, and the series stacked converter. Reference [110] analyzed different topologies that can provide a reliable energy management with the SST. References [111,112] proposed a two-level three-stage bidirectional SST.

For the MV side converter configuration, references [113–115] proposed a neutral point clamped (NPC) topology; references [10,116] presented a cascaded H-bridge multilevel inverter configuration, while references [106,107,109,117] suggested a modular multilevel converter (MMC) configuration.

References [89,90] proposed a bidirectional SST configuration, named as dynamic-current (or Dyna-C), with a minimal device count: the topology has two current-source inverter stages with a high-frequency galvanic isolation, and 12 switches for four-quadrant three-phase ac/ac power conversion. The input and output stages can work with arbitrary power factors and frequencies. Dyna-C can be configured as isolated power converters for single- or multi-terminal dc, and single-

or multiphase ac systems. Its modular nature allows Dyna-C to be connected in series and/or parallel for high-voltage high-power applications.

References [118,119] presented a 270 kVA SST based on 10 kV SiC MOSFET: five levels were needed in order to support a 24 kV input voltage; each device has a 10 kV blocking capability. Three flying capacitors enable the operation of zero voltage switching (ZVS) with phase shift control. Reference [120] introduced a new SST topology that included a reduced number of SiC MOSFETs and smaller switching losses.

The configuration of the SST has been the subject of many other works; see [107,121–158].

### 2.3. Control strategies

A three-stage SST includes up to four different converters (see Figure 1c). Dozens of strategies have been proposed for controlling the various converters of a SST; they primarily depend on each converter configuration and the SST functionalities (e.g., bidirectionality). A summary of control strategies used with lab prototypes is provided in this subsection. For a discussion on strategies to be used with a three-stage SST, see [14].

Reference [159] presented a linear-quadratic-regulator with integral action to improve dynamic performance; the integral action is added to cancel the steady-state errors.

A source-based commutation method for a HFT controlled through a matrix converter was proposed in [160–162].

Reference [163] presented a simple predictive control technique for multilevel configurations either on the line-side (high voltage) or on the load-side (low voltage); the control is performed in two steps: (i) generation of the reference value of the primary current; (ii) evaluation of the optimized delay-angle between primary and secondary voltages using a predictive algorithm.

An energy-based control design method for a three-stage cascaded multilevel SST was proposed in [164]; by selecting the total energy in the two dc link capacitors as the control objective, this approach resulted in a control design.

An advanced control methodology based on fuzzy logic controllers was proposed in [165–167].

References [65,168] analyzed up to four different control strategies for a 20 kVA SST with a seven-level cascaded rectifier stage, three output parallel dual active bridges (DAB), DC/DC stage and an inverter stage. References [169,170] studied soft-switching techniques for MV isolated bidirectional DC/DC NPC-based converters.

A control strategy for a cascaded H-bridge based converter was proposed [171]: the input-stage part was responsible for the power quality improvement and high-voltage DC link voltage balance; the DAB stage was responsible for maintaining the low-voltage DC link voltage; the output-stage part was responsible for the output terminal voltage regulation and parallel module current sharing control. Power synchronization and interleaving modulation were adopted in the output-stage part.

Reference [68] presented a cascaded H-bridge converter-based SST to interface a 7.2 kV AC grid and a 400 V DC distribution; a single-phase dq vector control was used. A new voltage balance control method was proposed to resolve the voltage unbalance of the dc links in H-bridges; see also [85,172].

A hierarchical power management strategy, including primary, secondary, and tertiary control, for a DC microgrid was proposed in [70,173].

Reference [174] investigated the concept of convertible static transmission controller (CSTC) using modular converter. Algebraic models of the CSTC were derived in two different configurations (series–shunt and shunt–shunt).

References [175–177] analyzed the black start operation of a single phase SST with the master-slave control mode and using dual loop structures.

Reference [178] proposed a current sensorless controller for balancing the power in the DC-DC stage of a cascaded multilevel converter-based SST; the equalization of the active power component of duty cycles in the cascaded multilevel rectifier stage can be a good indicator of power balance. Additionally, the power balance of the DC-DC stage can guarantee the voltage balance in the rectifier stage if the differences among the power devices are negligible. Reference [179] proposed a trapezoid current modulated discontinuous conduction mode AC-DC DAB converter for a two-stage SST; the soft switching converter exhibited a high efficiency, and could be operated in open loop control without current sensors.

Reference [116] presented a power and voltage balance control scheme of a cascaded H-bridge modular inverter for microgrid applications operating under unbalanced conditions; the control method was designed to address the presence of power and voltage unbalance.

A control architecture with two communication networks aimed at improving the communication modularity among power modules of a SST was presented in [180]. The communication structure was based on a two full-duplex RS-485 networks (one for each SST side) from which the central unit communicates and controls the local units using of a custom protocol.

Reference [181] proposed a sliding mode control scheme for the rectifier stage with constant power load. This approach can stabilize the dc-link voltage and guarantee the input current sinusoidal in the presence of significant variations in the load power.

References [93,94,182,183] presented a predictive control for a matrix converter-based SST; the goal was to reduce the complexity of the traditional modulation strategy and improve its performance.

Other works related to control strategies of SST were presented in [128,150,152,158,184–218].

### 3. High-frequency transformer

The high-frequency transformer (HFT) is a fundamental component of the SST, and a requirement to achieve a reduction of size with respect to conventional transformers. To fulfill high-voltage, high-power, and high-frequency operation requirements, several issues and challenges need to be addressed [9]: (i) the selection of the magnetic material is critical to achieve high power density and low losses; (ii) the winding configuration can significantly affect the efficiency at high frequency; (iii) thermal behavior is a challenge to consider in order to avoid breakdown for a high-voltage and high-power designs; (iv) a high-voltage operation makes the insulation requirement another challenge, especially when oil is eliminated and a compact design is required.

It is important to keep in mind that a higher frequency causes extra losses in the magnetic core (as a result of eddy currents) and in windings (due to skin and proximity effects); that is, a volume reduction at higher frequencies is at the expense of increased (core and winding) losses. A thermal management strategy is also important to more accurately evaluate the power losses.

Consequently, multiple degrees of freedom exist when optimizing the design of a HFT; they can be categorized in electric, geometric, and material parameters. For instance, two electric parameters to be accounted for are the number of turns (it determines the ratio of flux density and current density,



so it has to be set such that the sum of core and winding losses is minimized) and the operating frequency (when increased it reduces the core losses but increases the proximity losses in the winding and the switching losses of the semiconductors). Two very important specifications of a HFT are the power rating and the operating frequency since, when combined with the magnetic core and conductor materials, they strongly influence the efficiency and power-density.

Reference [219] proposed a transformer for 12 and 24-pulse rectifier systems; a size reduction of 1/3 with respect to a conventional 60 Hz design could be achieved by operating the transformer core at 990 Hz and utilizing conventional grain oriented steel.

Reference [61] proposed optimum size and weight reduction of a 7 kVA dry-type HFT, whose high-voltage side insulation should withstand 15 kV. The design required a relatively high leakage inductance (lack of leakage inductance may lead to additional inductors which results in higher size, weight, and cost), so meeting the leakage inductance requirement became an important issue. Since the leakage inductance depends on the winding arrangement and the number of turns, to adjust the leakage flux, a two-winding arrangement (the windings on both sides are totally separated and one winding is totally covered up with the other winding) and several core materials were considered. Metglas amorphous alloy cores turned out to be the best choice.

Reference [220] presented an accurate equivalent circuit of a MV coaxial winding by comparing results from a finite element method (FEM) and lab measurements. The design provides uniformly and symmetrically distributed electromagnetic flux with good electric and magnetic shielding. An overall efficiency of 99.5% remaining below 100 °C under oil-free and natural convection was achieved for a 30 kVA transfer.

Reference [221] presented the optimization of a HFT with different targets (i.e., weight, volume, and cost) under certain constraints like a given cooling performance, insulation requirements, and selected semiconductors. By means of a detailed transformer model it was possible to find the optimum frequency with respect to size, weight or efficiency for different designs, and systematically investigate improvements arising from different core materials, wire structures, geometries and cooling designs.

A design and optimization method for HFTs was proposed in [9]. The authors carried out a comparison of different magnetic materials; the main conclusion was that a nanocrystalline core is the option that better satisfies both power density and efficiency requirements.

Reference [222] presented the optimization of a water-cooled HFT prototype for maximum power density and efficiency; the electric and thermal specifications, as well as certain dimensions that define clearance space and cooling system, were specified.

Reference [223] presented an optimization methodology applied to a 50 kW, 5 kHz HFT, and aimed at finding the highest power density while the efficiency, isolation, thermal and leakage inductance requirements are met taking into account thermal management.

Reference [224] proposed a toroidal design for a Metglas core using a procedure aimed at optimizing the number of turns and minimizing (core plus winding) losses.

Reference [225] detailed an optimization procedure for a 166 kW/20 kHz prototype. The authors could achieve 99.4% efficiency at a power density of 44 kW/dm<sup>3</sup>. As a consequence of the relatively high-power rating, the cooling system became a major challenge. The work also provided analytic solutions for high-frequency losses, which were separated into skin and proximity losses.

Reference [226] presented the optimal design of 20/0.4 kV HFT; the goal was to maximize efficiency and power density, and minimize weight. The maximum allowable temperature rise was

considered as an inequality constraint while desired values of leakage and magnetizing inductances were considered as equality constraints. Results did show that an efficiency and power density above 99.70% and 13 kW/dm<sup>3</sup> can be achieved using a nanocrystalline-based core.

For more details on the design of HFTs for SST applications, see references [202, 227–236].

#### 4. Solid state transformer efficiency

It is widely accepted that the efficiency of the current SST designs is lower than that of their conventional iron-and-copper counterpart; see, for instance, [6,8,237]. To accurately evaluate SST efficiency, the losses of all SST components must be taken into account; these losses include conduction and switching losses in power electronics converters, filter and HFT losses. The losses can be estimated through experimental test setups or by detailed modelling in simulation tools such as Matlab/Simulink or EMTP-like tools. The lower SST efficiency is basically due to the high losses of power electronic converters and the need of filters at both SST sides.

There are some great challenges regarding to the design of efficient converter topologies. Standardized voltages equal or above 10 kV are considered for MV side applications by most utilities. Since the maximum operating voltage of Si semiconductors is about 3.6 kV, multilevel topologies are necessary for the MV side of actual SST configurations. An alternative is to use SiC semiconductors. Although, this technology is not mature enough at the time this work is prepared, it appears as one of the best options for highly efficient and compact SST designs.

Basically, the improvement of SST efficiency can be accomplished by means of the following approaches: (i) advanced converter configurations combined with optimized control strategies for all SST stages; (ii) optimized design of the HFT; (iii) use of wide band gap semiconductors (i.e., SiC), since they can provide lower losses even when working at higher switching frequencies. This latter improvement is due, among other things, to the significant reduction of the number of semiconductors that can be accomplished with this technology.

Although not many works have been dedicated to the estimation and reduction of SST losses, some experience is already available.

An interesting conclusion of a study presented in [238] was that soft switching control might be a good option for enhancing SST efficiency.

Reference [239] analyzed the efficiency of five different topologies of SST with considering commercially available Si semiconductors. Reference [240] studied the efficiency of three modular SSTs under daily loading profile. A computer model for representing semiconductor losses was proposed in [241].

Reference [242] analyzed the behavior of a SST model implemented in OpenDSS for power flow calculations; the SST efficiency was estimated as a function of load level and power factor.

The efficiency of the SST was also analyzed in [100,137,140,232,243–259].

#### 5. Computer modeling and simulation

The SST is a versatile device that can provide new power quality solutions to the future smart grid. Given the complexity of the actual designs and the difficulties that arise when its performance as component of an actual power system has to be analyzed, computer-based simulation appears as a reasonable alternative.

A significant experience is already available in SST modeling. Several types of SST models have been developed and tested; they depend of the application to be analyzed and can be categorized into three main types: switching (detailed) models, average models, and steady-state models. Other approaches (i.e., state-variable model) have been considered. Table 2 provides a selection of SST models implemented to date; the table provides the main characteristics of the implemented models, the simulation tool and the modeling approach.

**Table 2.** SST simulation tools.

Simulation tool	Modeling approach	Configuration	References
Matlab/Simulink	Switching model	Single phase, three-stage, multilevel	[59,262]
Matlab/Simulink	Switching model	Single phase, three stage, multilevel, bidirectional	[68]
Matlab/Simulink	Average model	Three phase, three stage, multilevel, bidirectional	[84]
Matlab/Simulink	Switching model	Three phase, single stage, multilevel, bidirectional	[97]
Matlab/Simulink	Switching model	Single phase, three stage, multilevel, bidirectional	[106,107,109,281]
Matlab/Simulink	Average model	Three phase, three stage, two level, bidirectional	[111,112,279,280]
Matlab/Simulink	Switching model	Three phase, three stage, multilevel, bidirectional	[117,241]
Matlab/Simulink	Average model	Three phase, three stage, two level, bidirectional	[159]
Matlab/Simulink	Switching model	Three-phase, single-stage, two level, bidirectional	[160,162,263–267]
Matlab/Simulink	Average model	Single phase, three stage, multilevel, bidirectional	[164,270]
Matlab/Simulink	Average model	Single phase, three stage, multilevel, bidirectional	[168]
Matlab/Simulink	Average model	Single phase, three stage, multilevel, bidirectional	[173]
Matlab/Simulink	Switching model	Three phase, single stage, two level, bidirectional	[260]
Matlab/Simulink	Average model	Three phase, three stage, two level, bidirectional	[261]
Matlab/Simulink	Average model	Three phase, three stage, multilevel, bidirectional	[268]
Matlab/Simulink	Average model	Single phase, three stage, multilevel, bidirectional	[269]
Matlab/Simulink	Switching model	Three phase, three stage, multilevel, bidirectional	[271]
Matlab/Simulink	Average model	Three phase, three stage, two level, bidirectional	[272]
Matlab/Simulink	Switching model	Three phase, three stage, two level, bidirectional	[273,274]
Matlab/Simulink	Switching model	Single phase, three stage, multilevel, bidirectional	[275–277]
Matlab/Simulink	Switching model	Three phase, three stage, two level	[278]
Matlab/Simulink	Switching model	Three phase, three stage, multilevel, bidirectional	[282]
Matlab/Simulink	Switching model	Three phase, three stage, two level, bidirectional	[283]
Matlab/Simulink	Average model	Single phase, three stage, two level, bidirectional	[284]
Matlab/Simulink	Switching model	Three phase, three stage, two level , bidirectional	[285]
Matlab/Simulink	Average model	Three phase, two stage, multilevel, bidirectional	[286]
Matlab/Simulink	Average model	Single phase, two and three stage, two level, bidirectional	[287]
Matlab/Simulink	Switching model	Single phase, two stage, two level, bidirectional	[288]
Matlab/Simulink	Switching model	Three-phase, three-stage, multilevel, bidirectional	[289]
Matlab/Simulink	Switching model	Three phase, three stage, multilevel, bidirectional	[290]
Matlab/Simulink	Switching model	Three phase, three stage, two level, bidirectional	[291]
Matlab/Simulink	Average model	Single phase, three stage, two level, bidirectional	[292]
Matlab/Simulink	Switching model	Three phase, three stage, two level, bidirectional	[293]
Matlab/Simulink	Switching model	Three phase, three stage, multilevel, bidirectional	[294]
Matlab/Simulink	Switching model	Single phase, two stage, multilevel, bidirectional	[295]

*Continued on next page*

Simulation tool	Modeling approach	Configuration	References
Matlab/Simulink	Switching model	Single phase, three stages, multilevel, bidirectional	[296]
Matlab/Simulink	Average model	Single phase, two stage, two level, bidirectional	[297]
Matlab/Simulink	Switching model	Three phase, three stage, two level, bidirectional	[298]
Matlab/PLECS	Average model	Single phase, two stage, multilevel, bidirectional	[62]
Matlab/PLECS	Switching model	Single phase, three stage, two level, bidirectional	[177]
Matlab/PLECS	Switching model	Single phase, single stage, multilevel, bidirectional	[299]
Matlab/ PLECS	Average model	Single phase, three stage, two level, bidirectional	[300,301]
Matlab/PLECS	Switching/Average models	Single phase, three stage, two level, bidirectional	[302]
Matlab/PLECS	Switching model	Three phase, three stage, multilevel	[303]
Matlab/PLECS	Switching model	Single phase, two stage, two level, bidirectional	[304]
Matlab/PLECS/RTDS	Average model	Single-phase, three-stage, two level, bidirectional	[305]
PLECS	Switching model	Three phase, single stage, two level, bidirectional	[306]
PLECS	Average model	Single phase, three stage, two level, bidirectional	[307]
PLECS	Average model	Single phase, three stage, multilevel, bidirectional	[308]
PLECS/SPICE	Phasor-based model	Three phase, three stage, multilevel, bidirectional	[309]
PSPICE	Switching model	Single phase, three stage, two level, bidirectional	[80]
SPICE	Switching model	Single phase, two stage, two level	[310,311]
SPICE/SABER	Switching model	Single phase, single stage, multilevel	[118]
SABER	Switching model	Single phase, single stage, two level, bidirectional	[312]
PSCAD/EMTDC	Switching model	Single phase, three stage, multilevel, bidirectional	[76]
PSCAD/EMTDC	Average model	Single phase, three stage, multilevel, bidirectional	[176]
PSCAD/EMTDC	Switching model	Single phase, single stage, two level, bidirectional	[313,314]
PSCAD/EMTDC	Switching model	Three phase, three stage, multilevel	[315]
PSCAD/EMTDC	Switching model	Three phase, three stage, two level, bidirectional	[316]
PSCAD/EMTDC	Switching model	Three phase, three stage, multilevel, bidirectional	[317]
PSCAD/EMTDC	Average model	Three phase, three stage, two level, bidirectional	[318]
PSCAD/EMTDC	Average model	Three phase, three stage, two level, bidirectional	[319]
PSCAD/EMTDC	Switching model	Single phase, three stage, multilevel, bidirectional	[320,321]
PSCAD/EMTDC	Switching model	Three phase, three stage, two level, bidirectional	[322]
PSCAD/EMTDC	Switching model	Three phase, three stage, two level, bidirectional	[323]
PSCAD/EMTDC	Switching model	Three phase, three stage, multilevel, bidirectional	[324]
PSCAD/EMTDC	Average model	Single phase, three stage, two level, bidirectional	[325]
PSCAD/EMTDC	Switching model	Three phase, three stage, two level, bidirectional	[326]
PSCAD/EMTDC	Average model	Three phase, three stage, multilevel, bidirectional	[327]
PSCAD/EMTDC	Switching model	Three phase, three stage, multilevel, bidirectional	[328]
PSCAD/EMTDC	Switching model	Single stage, DC/DC, multilevel, bidirectional	[329]
EMTP/ATP	Switching model	Three phase, three stage, multilevel, bidirectional	[115]
EMTP/ATP	Switching model	Three phase, three stage, two level, bidirectional	[330]
EMTP/ATP	Switching model	Three phase, three stage, multilevel, bidirectional	[331]
PSIM	Switching model	Single-phase, two-stage, multilevel, bidirectional	[85]
PSIM	Switching model	Single stage, DC/DC, multilevel, bidirectional	[170,333]

*Continued on next page*

Simulation tool	Modeling approach	Configuration	References
PSIM	Switching model	Single-phase, two-stage, multilevel, bidirectional	[179]
PSIM	Switching model	Single stage, DC/DC, two level, bidirectional	[332]
PSIM	Switching model	Three phase, three stage, multilevel, bidirectional	[334,335]
PSIM	Average model	Single phase, single stage, two level, bidirectional	[336]
Digsilent	Average model	Three phase, three stage, two level, bidirectional	[337]
Simplorer	Switching model	Three phase, three stage, multilevel	[338]
RTDS	Average model	Single phase, three stage, multilevel, bidirectional	[339]
RTDS	Average model	Single phase, three stage, two level, bidirectional	[340]
OPAL-RT	Switching model	Single phase, three stage, two level, bidirectional	[341]
Multisim/Labview	Switching model	Single phase, single stage, two level, bidirectional	[342,343]
OPENDSS	Steady-state model	Three phases, three stage, two level, bidirectional	[242]

Not much experience on SST models is currently available for steady-state power flow calculations. Reference [242] presented a SST model for OpenDSS implementation. The model can be used to explore and assess the impact of the SST on distribution system performance (i.e., in steady-state power flow calculations) considering either a short- or long-term evaluation.

On the other hand, a significant experience is already available with switching (detailed) models. The use of these models generally requires the use of very short time-step sizes (i.e., equal or shorter than 1  $\mu$ s), which implies long simulation times and limits the size of the system that can be practically analyzed. The most popular tool for this type of models is MATLAB/Simulink, although some important experience is also available with EMTP-like tools.

Real-time simulation platforms are widely used for transient simulation of power systems, testing of protection devices, or rapid control prototyping. The need of a very short time-step for switching models of SSTs can be a drawback with many of these simulation platforms. To mitigate or circumvent this limitation the so-called *dynamic average models* (DAM) can be developed: a DAM approximates the behavior of a converter by applying the moving average operator at the switching frequency to the detailed switching model; the switching effects are removed from the model, but the dynamic behavior is preserved. DAMs, named *average models* hereinafter, can reproduce with a high accuracy the transient behavior of the original detailed switching model but using a larger time step size, facilitating the implementation of transient models in real-time simulation platforms. Figure 3 shows three different average models proposed in the literature.

Simulation results with an average model of the three-stage SST for the Future Renewable Electric Energy Delivery and Management (FREEDM) green hub system were presented in [270,344].

Reference [269] presented a SST average model that was validated by comparing results from those with the detailed switching model; see also [345,346].

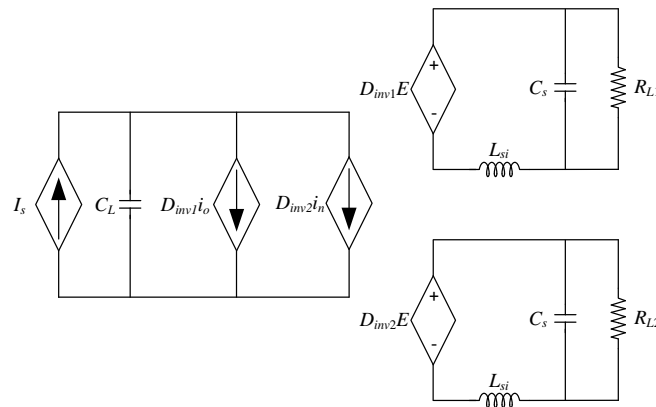
Reference [347] proposed a SST average model aimed at analyzing the transient performance of a distribution network.

References [111] and [348] presented an average model of a bidirectional SST for feasibility studies and real-time implementation; several cases were studied to evaluate the behavior of the model under different operating conditions, check its feasibility for power quality improvements, and explore the implementation in a real-time simulation platform; see also [112,279].

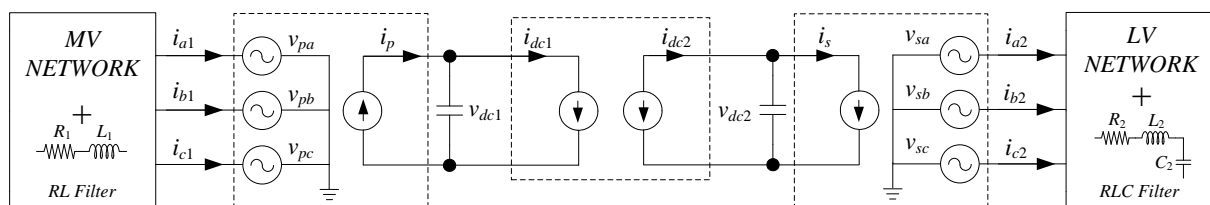
Reference [349] presented a SST average model for studying renewable energy integration. A three-phase test system model including substation and loads was implemented in PSCAD.

Reference [261] proposed a model for transient stability studies; the dynamic model neglects high-frequency transients. To verify the accuracy of the proposed model, a comparison between results from such simplified dynamic model and a detailed model implemented in Matlab/Simulink were carried out; see also [350]. Reference [309] proposed a modular dynamic-phasor SST model for stability analysis; the model provided a significant reduction of simulation time. Reference [337] detailed the implementation of a SST model in Digsilent Power Factory; the model was based on the dynamic average technique and is compatible with LV-side three-phase, four-wire configuration.

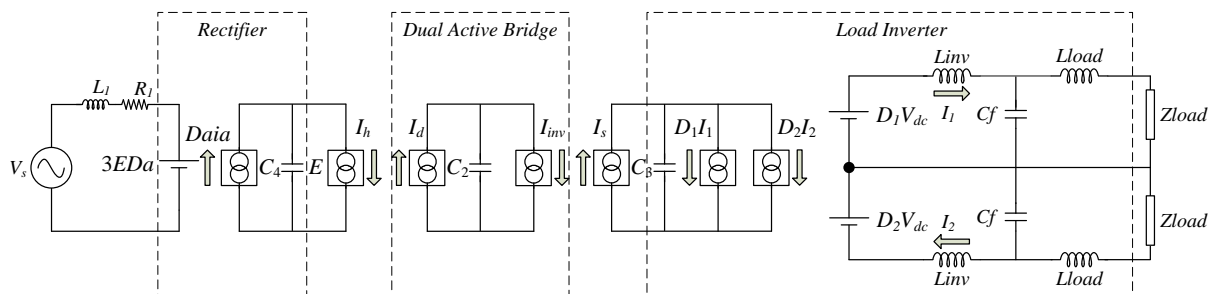
The SST performance was analyzed in [351] by means of a 70th-order state-space model. The system model included renewable generation and storage systems and their corresponding interface circuits to DC and AC buses. The model was used to evaluate the performance of a distribution system under grid connected and islanded conditions.



a) Average model for a DC/AC inverter [269]



b) Average model for a three-stage bidirectional SST [111]



c) Average model for a three-stage SST [349]

**Figure 3.** Some average models for the solid state transformer.

Reference [331] presented a model of a MV/LV bidirectional SST. A multilevel converter configuration of the MV side is obtained by cascading a single-phase cell made of the series connection of an H bridge and a dual active bridge (DC/DC converter); the aim was to configure a realistic SST design suitable for MV levels. The SST model, including the corresponding controllers, was built and encapsulated as a custom-made model in the ATP version of the EMTP for application in distribution system studies [115,352].

Reference [117] presented a model of a bidirectional MV/LV SST for distribution system studies. A modular multilevel converter configuration is used in the MV side of the SST. The LV side uses a three-phase four-wire configuration that can be connected to both load and generation. The model developed was implemented in MATLAB/Simulink, and its behavior was tested by carrying out several case studies under different operating conditions.

Detailed dynamic analysis of buck-type SST under general load condition was presented in [353]; the study showed that under general inductive load condition, the open-loop system is marginally stable and serious output voltage oscillation can be provoked by any random disturbance upon input voltage, control signal or output current.

A SST model and its mapping to IEC 61850 was presented in [354].

A significant experience is also available on SST modeling for implementation in real-time simulation platforms. Reference [302] proposed an average model suitable for simulation with RTDS; the model was tested and validated by comparing its performance to that of detailed full switching model and a cycle-by-cycle average model built in Matlab and PLECS [305].

Reference [63] introduced the development of a platform intended as a distributed controller for grid intelligence system at FREEDM Systems Center. This platform can serve as a real-time local converter controller and a communication node for distributed deployment of energy management schemes. One device it controls is the SST, a key element to interface renewable energy sources to distribution systems in FREEDM Center. Both the hardware design and software structure for SST control were presented. The communication part used the Distributed Network Protocol 3.0.

Reference [340] proposed a new protection technique for SST; it was verified by hardware in the loop (HIL) testing.

Reference [95] proposed a platform based on the Xilinx Zynq®-7000 family to test SST performance; SST functions include: link to information and communication technologies, voltage transformation, integration of distributed renewable energy resources. The platform embedded a double-core ARM® Cortex™-A9 processor and Field Programmable Gates Array technology; all within a programmable system on a chip.

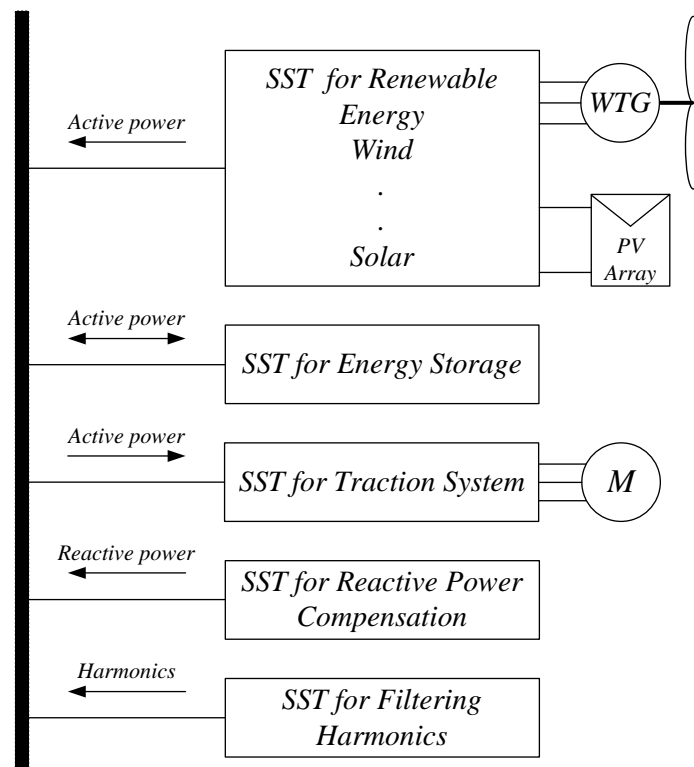
The implementation and simulation of the SST in either off- and on-line simulation platforms has been the subject of many works not listed in Table 2; see [126,178,355–415].

## 6. Applications of the solid state transformer

Future distribution grids will be characterized by a growing need for integration of renewable energy sources, energy storage devices and other smart grid technologies. The SST can perform as a universal interface for integrating distributed energy resources or as part of microgrids of any architecture. The potential applications of the SST have been analyzed in some references; see, for instance, [6,100,416–419]. In general, it is assumed that instead of using SST as a simple replacement of a conventional transformer, the SST will provide additional functionalities that could

significantly improve power quality. Figure 4 schematizes some potential applications of the SST in a future distribution system. The SST might work as an interface of a DC-based fast charger (not shown in the figure), a traction system, a distributed energy source with or without energy storage capability [300], in microgrid architectures [420], or providing reactive power compensation and active harmonic filtering to any type of loads. A review of the SST applications proposed in the literature is provided in this section. The applications have been classified into three groups: the SST as a component of the distribution system, application in traction systems, and other applications (heating, lighting, smart house).

*SST in the future grid:* Reference [64] presented the next generation power distribution system architecture: the FREEDM system, which enables the plug-and-play of distributed renewable energy resources and storage devices. The FREEDM system is a highly attractive candidate for the future power distribution system; for more details, see references [67,71,292,421–423].



**Figure 4.** Potential applications of the SST.

Reference [86] proposed the application of the SST in hybrid microgrids: converters use SiC-based semiconductors commercially available; high-frequency magnetic components are made of iron-based nanocrystalline soft magnetic material; the high-voltage grid interface adopts multilevel cascade structure; the isolated bidirectional DC/DC converter employs dual-phase-shift control to decrease circulating current and increase efficiency; the isolation unit is responsible to control voltage and power balancing to avoid control coupling. Experimental results were presented in [424].

References [425,426] studied the application of the SST as an energy router in future smart grids.



A three-port converter based on the Cuk topology was presented in [427]: the converter interfaces one unidirectional input power port (envisioned to be a DC power source such as PV or fuel cell) and two bidirectional output ports, representing respectively a grid-tied inverter DC bus and a storage system.

Reference [286] presented the SST as interface of hybrid DC and AC microgrid systems. Reference [75] proposed a three-phase MMC-based SST that can be link a DC systems and LV renewable energy systems. Reference [428] presented a SST topology based on a quad-active-bridge converter that can provide isolation for load, generation and storage; see also [288].

Reference [429] proposed the application to grid connected PV systems; see also [430]. Reference [313] proposed the SST as interface of a system that combined a PV array and a battery storage: since the power can flow from the network to the PV-battery side and vice versa, the battery can be charged from either the network or the PV array. Reference [431] presented the SST as interface in a PV-assisted charging station with an autonomous energy management strategy. For application of the SST as interface of PV systems, see also [297,430], and [432–438].

References [69,439] studied a SST-interfaced wind energy conversion system with integrated active power transfer, reactive power compensation and voltage conversion functions; the proposed configuration can effectively suppress the voltage fluctuation caused by the transient nature of wind energy without additional reactive power compensation. For the application of the SST in wind energy conversion systems, see also [98,298,322,440,441].

Reference [442] described the design and performance of a bidirectional isolated DC/DC converter using a 20 kHz HFT for a 53.2 V, 2 kWh lithium-ion battery energy storage system.

Reference [443] analyzed a flywheel energy storage system for wind farms fed from a DC system via a SST. The application of the SST in wind energy systems was also studied in [204,438,444,445]. For more details on the application of SSTs in microgrids, see references [66,116,173,326,341,446–449].

The application of the SST in distribution system has also been analyzed in [206,215,253,256,259,337,382,404,405,450–466].

SST application in traction: The constraints of weight and size on the traction transformer are becoming stronger with the new generation of trains, in which reliability and efficiency become very important. The SST is considered a viable solution for the replacement of bulky low-frequency transformers in railway systems operating at  $16\frac{2}{3}$  Hz. Reference [467] presented an overview of SST technology for traction applications. The multilevel converter proposed in [468] exhibited reduced weight and size, and an improved global life cycle cost; the proposed multilevel topology consisted of sixteen bidirectional direct current converters (cycloconverters), fed from a 15 kV/16.7 Hz catenary through a choke inductor and connected to sixteen medium frequency transformers (400 Hz) supplied by sixteen four-quadrant converters connected in parallel to a 1.8 kV DC link. For more information on the application of the SST in traction, see references [469–472].

Other applications: A single-stage bidirectional SST for induction heating applications was proposed in [60,473]: the SST can simultaneously track the maximum power point and improve the output power factor by using an adjustable switching frequency controller. Reference [474] presented a single-stage bidirectional SST for lighting: the system supplies multi-lamp units that are controlled simultaneously by the SST using a PWM scheme; the SST contains a single-input multi-output HFT that provides galvanic isolation in each unit; the design exhibits good efficiency, low weight and small volume, and allows operation without any bulky storage elements; the control

strategy may achieve fluorescent lamps operation free from voltage flicker and disturbances, improving illumination, protecting lamps, and increasing lifetime of lamps.

Reference [314] proposed the combination of a bidirectional SST and a dynamic voltage restorer to correct voltage distortions on a sensitive load.

Reference [475] presented the application of a dynamic power limiter at the PCC of a microgrid; the limiter was a high-frequency isolated power-converter system comprised of a HFT and three-phase to single-phase matrix converters.

Reference [476] presented the SST potential in integrating sources and appliances at the domestic level. Reference [477] proposed a smart house fed from a microgrid-supplied SST.

## 7. Conclusion

The solid state transformer (SST) offers several benefits for future smart grids: DC and high-frequency AC power supply, enhanced power quality performance, fast voltage control, reactive power compensation, reactive power control at both primary and secondary sides. The SST can also provide operational benefits, such as an efficient management of distribution resources by incorporating on-line monitoring. In a few words, the SST can be seen as a universal interface that can provide power quality improvements, efficient management of distributed resources, and a link between systems operating at different power frequencies.

This paper has presented a bibliographical survey on the work carried out to date on design, testing, modelling, and potential applications of the SST. The number of references included in this paper confirms the interest in the SST and the foreseen benefits that this device can offer.

The paper has been organized taking into account the aspects mentioned above; the various sections has been dedicated to summary the work made on SST configurations and control strategies, design of the HFT to be used in the isolation stage, efficiency, modelling and validation, and SST applications.

The two tables included in the paper provide a selected list of prototypes and computer models implemented in different simulations tools, including real-time simulation platforms. The high number of both lab prototypes and computer models already built prove that the SST technology is becoming mature. Actually, some SST designs are already working; for instance, in traction systems.

The most challenging issue is the low SST efficiency: the high number of semiconductors needed for any multilevel configuration, the amount of semiconductor losses and the need of filters at both SST sides are three important factors that have impact on efficiency. Not much field experience is currently available with actual designs and real costs (including operation and maintenance costs).

Reliability is another aspect for which some work is required: the high number of semiconductors that are needed to build a multilevel configuration increase the probability of failure and losses. Redundant designs that could increase reliability would also increase losses and costs, and in turn reduce efficiency. For more details on this subject see [53,54].

Although the field experience does not yet suffice to decide about the most convenient SST configuration, it seems that those configurations based on a three-stage offer the best operational benefits in most power system applications.

Some studies show that with the present technology the volume, weight and manufacturing cost of a SST could exceed those of a traditional iron-and-copper transformer [478]. The usage of SiC-

based technologies could provide a solution to all these drawbacks and permit smaller, lighter, more efficient, and cheaper designs.

### Conflict of interest

The authors declare no conflicts of interest in this paper.

### References

1. Liu G, Polis MP, Wang B (1992) Solid-state power transformer circuit. Patent No.: 5119285.
2. Sudhoff SD (1999) Solid state transformer. Patent No.: 5943229.
3. Lai JS, Mansoor A, Maltra A, et al. (2005) Multifunction hybrid intelligent universal transformer. Patent No.: US 6954366 B2.
4. Lai JS, Mansoor A, Maltra A, et al. (2006) Multilevel converter based intelligent universal transformer. Patent No.: US 7050311 B2.
5. Gupta RK, Mohapatra KK, Castelino G, et al. (2011) Soft switching power electronic transformer. Patent No.: US 2011/0007534 A1.
6. She X, Huang AQ, Burgos R (2013) Review of solid-state transformer technologies and their application in power distribution systems. *IEEE J Em Sel Top P* 1: 186–198.
7. Huber JE, Kolar JW (2016) Solid-state transformers: On the origins and evolution of key concepts. *IEEE Ind Electron Mag* 10: 19–28.
8. Huang AQ (2016) Medium-voltage solid-state transformer. *IEEE Ind Electron Mag* 10: 29–42.
9. Ronanki D, Williamson S (2018) Evolution of power converter topologies and technical considerations of power electronic transformer-based rolling stock architectures. *IEEE T on Transport Electri* 4: 211–219.
10. Pena-Alzola R, Gohil G, Mathe L, et al. (2013) Review of modular power converters solutions for smart transformer in distribution system. IEEE Energy Conversion Congress and Exposition (ECCE). *IEEE*, 380–387.
11. Rathod DK (2014) Solid state transformer (SST) review of recent developments. *Adv Electron Electr Eng* 4: 45–50.
12. Gajowik T, Rafał K, Malinowski M (2017) Review of multilevel converters for application in solid state transformers. *Przegląd Elektrotechniczny* 93: 1–5.
13. Falcones S, Mao X, Ayyanar R (2010) Topology comparison for solid state transformer implementation. IEEE Power and Energy Society General Meeting. *IEEE*, 1–8.
14. Shri A (2013) A solid-state transformer for interconnection between the medium and the low voltage grid. Master Thesis, Delft University.
15. Harada K, Yamasaki F, Jinno K (1996) Intelligent transformer. In: 27th Annual IEEE Power Electronics Specialists Conference (PESC). Baveno, Italy, 1337–1341.
16. Kang M, Enjeti PN, Pitel IJ (1999) A simplified auto-connected electronic transformer (SACET) approach upgrades standard 6-pulse rectifier equipment with 12-pulse characteristics to facilitate harmonic compliance. IEEE Power Electronics Specialists Conference (PESC). *IEEE*, 199–204.
17. Kang M, Woo BO, Enjeti PN, et al. (1999) Open-delta auto-connected electronic transformer (OD-ACET) based multi-pulse rectifier systems. Applied Power Electronics Conference and Exposition (APEC). *IEEE*, 234–240.

18. Kang M, Woo BO, Enjeti P, et al. (1999) Autoconnected-electronic-transformer-based multipulse rectifiers for utility interface of power electronic systems. *IEEE T Ind Appl* 35: 646–656.
19. Kang M, Enjeti PN, Pitel IJ (1999) Analysis and design of electronic transformers for electric power distribution system. *IEEE T Power Electr* 14: 1133–1141.
20. Visser AJ, Enslin JHR, Mouton HDT (2002) Transformerless series sag compensation with a cascaded multilevel inverter. *IEEE T Ind Electron* 49: 824–831.
21. Tolbert LM, Peterson WA, White CP, et al. (2002) A bi-directional DC-DC converter with minimum energy storage elements. Industry Applications Conference. *IEEE*, 1572–1577.
22. EPRI (2006) EPRI intelligent universal transformer: risk appraisal and project plans. *EPRI Report* 1012434.
23. Aijuan J, Hangtian L, Shaolong L (2006) A new high-frequency AC link three-phase four-wire power electronic transformer. 1st IEEE Conference on Industrial Electronics and Applications (ICIEA). *IEEE*, 1–6.
24. Haibo L, Chengxiong M, Jiming L, et al. (2008) Parallel operation of electronic power transformer and conventional transformer. 3rd International Conference on Electric Utility Deregulation and Restructuring and Power Technologies (DRPT). *IEEE*, 1802–1808.
25. Falcones S, Ayyanar R, Mao X (2012) A DC-DC multiport-converter-based solid-state transformer integrating distributed generation and storage. *IEEE T Power Electr* 28: 2192–2203.
26. Ling C, Ge B, Bi D, et al. (2011) An effective power electronic transformer applied to distribution system. International Conference on Electrical Machines and Systems (ICEMS). *IEEE*, 1–6.
27. Wang G, Baek S, Elliott J, et al. (2011) Design and hardware implementation of Gen-1 silicon based solid state transformer. 26th Annual IEEE Applied Power Electronics Conference and Exposition (APEC). *IEEE*, 1344–1349.
28. She X, Huang AQ, Wang G (2011) 3-D space modulation with voltage balancing capability for a cascaded seven-level converter in a solid-state transformer. *IEEE T Power Electr* 26: 3778–3789.
29. Liu X, Liu L, Li H, et al. (2012) Study on the start-up schemes for the three-stage solid state transformer applications. IEEE Energy Conversion Congress and Exposition, (ECCE). *IEEE*, 3528–3532.
30. Kadavelugu A, Wang G, Bhattacharya S, et al. (2012) Auxiliary power supply for solid state transformers. IEEE Energy Conversion Congress and Exposition (ECCE). *IEEE*, 1426–1432.
31. Tripathi AK, Mainali K, Patel D, et al. (2013) Closed loop D-Q control of high-voltage high-power three-phase dual active bridge converter in presence of real transformer parasitic parameters. IEEE Energy Conversion Congress and Exposition (ECCE). *IEEE*, 5488–5495.
32. Nan C, Ayyanar R (2013) Dual active bridge converter with PWM control for solid state transformer application. IEEE Energy Conversion Congress and Exposition (ECCE). *IEEE*, 4747–4753.
33. Madhusoodhanan S, Patel D, Bhattacharya S, et al. (2013) Protection of a transformerless intelligent power substation. 4th IEEE International Symposium on Power Electronics for Distributed Generation Systems (PEDG). *IEEE*, 1–8.
34. Toit D, Mouton HDT, Kennel R, et al. (2013) Predictive control of series stacked flying-capacitor active rectifiers. *IEEE T Ind Inform* 9: 697–707.

35. Madhusoodhanan S, Tripathi A, Kadavelugu A, et al. (2014) Experimental validation of the steady state and transient behavior of a transformerless intelligent power substation. 29th Annual IEEE Applied Power Electronics Conference and Exposition (APEC). *IEEE*, 3477–3484.
36. Roy S, De A, Bhattacharya S (2014) Current source inverter based cascaded solid state transformer for AC to DC power conversion. International Power Electronics Conference (IPEC). *IEEE*, 651–655.
37. Yang T, Meere R, Feely O, et al. (2014) Performance of 3-phase 4-wire solid state transformer under imbalanced loads. IEEE PES T&D Conference and Exposition. *IEEE*, 1–5.
38. Yu X, She X, Huang A, et al. (2014) distributed power balance strategy for DC/DC converters in solid state transformer. 29th Annual IEEE Applied Power Electronics Conference and Exposition (APEC). *IEEE*, 989–994.
39. Sidorov AV, Zinoviev GS (2015) power electronic transformer based on AC voltage regulator. 16th International Conference of Young Specialists on Micro/Nanotechnologies and Electron Devices (EDM). *IEEE*, 477–481.
40. Ouyang S, Liu J, Wang X, et al. (2015) Comparison of four power electronic transformer topologies on unbalanced load correction capacity. IEEE Energy Conversion Congress and Exposition (ECCE). *IEEE*, 3702–3709.
41. Roasto I, Miñambres-Marcos V, Romero-Cadaval E, et al. (2015) Design and evaluation of a base module of active power electronic transformer. 9th International Conference on Compatibility and Power Electronics (CPE). *IEEE*, 384–389.
42. Zong S, Zhu Q, Yu W, et al. (2015) Auxiliary power supply for solid state transformer with ultra high voltage capacitive driving. IEEE Applied Power Electronics Conference and Exposition-APEC. *IEEE*, 1008–1013.
43. Reddy BD, Sahoo SK (2015) Testing of solid state transformer. *Int J Nov Res Electr Mech Eng* 2: 1–7.
44. Ramos-Ruiz J, Krishnamoorthy H, Enjeti P (2015) Adding capacity to an existing electric power distribution network using a solid state transformer system. IEEE Energy Conversion Congress and Exposition (ECCE). *IEEE*, 6059–6066.
45. Hambridge S, Huang AQ, Yu R (2015) Solid state transformer (SST) as an energy router: Economic dispatch based energy routing strategy. IEEE Energy Conversion Congress and Exposition (ECCE). *IEEE*, 2355–2360.
46. Mainali K, Madhusoodhanan S, Tripathi A, et al. (2015) Start-up scheme for solid state transformers connected to medium voltage grids. IEEE Applied Power Electronics Conference and Exposition (APEC). *IEEE*, 1014–1021.
47. Cazakevicius FE, Quevedo JO, Beltrame RC, et al. (2015) High insulation voltage gate-driver applied to a solid state transformer. 13th IEEE Brazilian Power Electronics Conference and 1st Southern Power Electronics Conference (COBEP/SPEC). *IEEE*, 1–6.
48. Zhu Q, Wang L, Zhang L, et al. (2016) Improved medium voltage AC-DC rectifier based on 10k kV SiC MOSFET for solid state transformer (SST) application. IEEE Applied Power Electronics Conference and Exposition (APEC). *IEEE*, 2365–2369.
49. Yang T, Meere R, O’Loughlin C, et al. (2016) Performance of solid state transformers under imbalanced loads in distribution systems. In: IEEE Applied Power Electronics Conference and Exposition (APEC). *IEEE*, 2629–2636.

50. Kadavelugu A, Wang G, Bhattacharya S, et al. (2016) Auxiliary power supply for Solid State Transformers. IEEE International Conference on Electronics, Circuits and Systems (ICECS). *IEEE*, 193–196.
51. Ronan ER, Sudhoff SD, Glover SF, et al. (2000) Application of power electronics to the distribution transformer. IEEE Applied Power Electronics Conference and Exposition (APEC). *IEEE*, 861–867.
52. Ronan ER, Sudhoff SD, Glover SF, et al. (2002) A power electronic-based distribution transformer. *IEEE T Power Deliver* 17: 537–543.
53. EPRI (2004) Feasibility study for the development of high-voltage, low-current power semiconductor devices. *EPRI Report* 1001698.
54. EPRI (2004) Development of a new multilevel converter-based intelligent universal transformer : design analysis. *EPRI Report* 1002159.
55. EPRI (2005) Bench model development of a new multilevel converter-based intelligent universal transformer. *EPRI Report* 1010549.
56. Lai JS, Maitra A, Goodman F (2006) Performance of a distribution intelligent universal transformer under source and load disturbances. Industry Applications Conference. *IEEE*, 719–725.
57. Jin AJ, Li HT, Li SL (2006) A new matrix type three-phase four-wire power electronic transformer. IEEE Annual Power Electronics Specialists Conference (PESC). *IEEE*, 1–6.
58. EPRI (2008) 100-kVA intelligent universal transformer development. *EPRI Report* 1016034.
59. Iman-Eini H, Farhangi S, Schanen JL, et al. (2009) A modular power electronic transformer based on a cascaded H-bridge multilevel converter. *Electr Power Syst Res* 79: 1625–1637.
60. Sabahi M, Hosseini SH, Sharifian MB, et al. (2010) Bi-directional power electronic transformer with maximum power-point tracking capability for induction heating applications. *IET Power Electron* 3: 724–731.
61. Yu Du SB, Wang G, Bhattacharya S (2010) Design considerations of high voltage and high frequency three phase transformer for Solid State Transformer application. Energy Conversion Congress and Exposition (ECCE). *IEEE*, 1551–1558.
62. Wang F, Huang A, Wang G, et al. (2012) Feed-forward control of solid state transformer. 27th Annual IEEE Applied Power Electronics Conference and Exposition (APEC). *IEEE*, 1153–1158.
63. Wang F, Lu X, Wang W, et al. (2012) Development of distributed grid intelligence platform for solid state transformer. 3rd IEEE International Conference on Smart Grid Communications (SmartGridComm). *IEEE*, 481–485.
64. Huang A, She X, Yu X, et al. (2013) Next generation power distribution system architecture: the future renewable electric energy delivery and management (freedm) system. The Third International Conference on Smart Grids, Green Communications and IT Energy-aware Technologies.
65. She X, Huang AQ, Ni X (2013) A cost effective power sharing strategy for a cascaded multilevel converter based Solid state transformer. IEEE Energy Conversion Congress and Exposition (ECCE). *IEEE*, 372–379.
66. Yu X, She X, Huang A (2013) Hierarchical power management for DC microgrid in islanding mode and Solid State transformer enabled mode. 39th Annual Conference of the IEEE Industrial Electronics Society (IECON). *IEEE*, 1656–1661.

67. Yu X, She X, Ni X, et al. (2013) Power management strategy for DC microgrid interfaced to distribution system based on solid state transformer. *IEEE Energy Conversion Congress and Exposition (ECCE)*. *IEEE*, 5131–5136.
68. Zhao T, Wang G, Bhattacharya S, et al. (2013) Voltage and power balance control for a cascaded h-bridge converter-based solid-state Transformer. *IEEE T Power Electr* 28: 1523–1532.
69. She X, Huang AQ, Wang F, et al. (2013) Wind energy system with integrated functions of active power transfer , reactive power compensation , and voltage conversion. *IEEE T Ind Electron* 60: 4512–4524.
70. Yu X, She X, Ni X, et al. (2014) System integration and hierarchical power management strategy for a solid-state transformer interfaced microgrid system. *IEEE T Power Electr* 29: 4414–4425.
71. She X, Yu X, Wang F, et al. (2014) Design and demonstration of a 3.6-kV-120-V/10-kVA solid-state transformer for smart grid application. *IEEE T Power Electr* 29: 3982–3996.
72. Dujic D, Mester A, Chaudhuri T, et al. (2011) Laboratory scale prototype of a power electronic transformer for traction applications. 14th European Conference on Power Electronics and Applications (EPE). *IEEE*, 1–10.
73. Besselmann T, Mester A, Dujic D (2014) Power electronic traction transformer: Efficiency improvements under light-load conditions. *IEEE T Power Electr* 29: 3971–3981.
74. Liu X, Li H, Wang Z (2012) A start-up scheme for a three-stage solid-state transformer with minimized transformer current response. *IEEE T Power Electr* 27: 4832–4836.
75. Li Z, Wang P, Chu Z, et al. (2013) A three-phase 10 kVAC-750 VDC power electronic transformer for smart distribution grid. 15th European Conference on Power Electronics and Applications (EPE). *IEEE*, 1–9.
76. Han BM, Choi NS, Lee JY (2014) New bidirectional intelligent semiconductor transformer for smart grid application. *IEEE T Power Electr* 29: 4058–4066.
77. Lee JY, Yoon YD, Han BM (2014) New intelligent semiconductor transformer with bidirectional power-flow capability. *IEEE T Power Deliver* 29: 299–301.
78. Wang F, Wang G, Huang A, et al. (2014) Design and operation of a 3.6 kV high performance solid state transformer based on 13kV SiC MOSFET and JBS diode. *IEEE Energy Conversion Congress and Exposition (ECCE)*. *IEEE*, 4553–4560.
79. Wang F, Wang G, Huang A, et al. (2014) Standalone operation of a single phase medium voltage solid state transformer in distribution grid. 40th Annual Conference of the IEEE Industrial Electronics Society (IECON). *IEEE*, 5221–5226.
80. Tan K, Yu R, Guo S, et al. (2014) Optimal design methodology of bidirectional LLC resonant DC/DC converter for solid state transformer application. 40th Annual Conference of the IEEE Industrial Electronics Society (IECON). *IEEE*, 1657–1664.
81. Wang F, Wang G, Huang A, et al. (2014) Rectifier stage operation and controller design for a medium voltage solid state transformer with LCL filter. *IEEE Energy Conversion Congress and Exposition (ECCE)*. *IEEE*, 3642–3649.
82. Wang F, Wang G, Huang A, et al. (2014) A 3.6kV high performance solid state transformer based on 13kV SiC MOSFET. 5th IEEE International Symposium on Power Electronics for Distributed Generation Systems (PEDG). *IEEE*, 1–8.

83. Oliveira SVG, Castellani DG, De Novaes Y, et al. (2014) AC-AC modular multilevel converter applied to solid-state transformers. 40th Annual Conference of the IEEE Industrial Electronics Society (IECON). *IEEE*, 1174–1180.
84. Morawiec M, Lewicki A, Krzemiński Z (2015) Power electronic transformer for smart grid application. First Workshop on Smart Grid and Renewable Energy (SGRE). *IEEE*, 1–6.
85. Yun HJ, Kim HS, Ryu MH, et al. (2015) A simple and practical voltage balance method for a solid-state transformer using cascaded H-bridge converters. 9th International Conference on Power Electronics (ICPE). *IEEE*, 2415–2420.
86. Zhao B, Song Q, Liu W (2015) A practical solution of high-frequency-link bidirectional solid-state transformer based on advanced components in hybrid microgrid. *IEEE T Ind Electron* 62: 4587–4597.
87. Madhusoodhanan S, Tripathi A, Patel D, et al. (2015) Solid-state transformer and MV grid Tie applications enabled by 15 kV SiC IGBTs and 10 kV SiC MOSFETs based multilevel converters. *IEEE T Ind Appl* 51: 3343–3360.
88. Ge J, Zhao Z, Yuan L, et al. (2015) Energy feed-forward and direct feed-forward control for solid-state transformer. *IEEE T Power Electr* 30: 4042–4047.
89. Chen H, Prasai A, Moghe R, et al. (2016) A 50-kVA three-phase solid-state transformer based on the minimal topology: Dyna-C. *IEEE T Power Electr* 31: 8126–8137.
90. Chen H, Prasai A, Divan D (2017) Dyna-C: A minimal topology for bidirectional solid-state transformers. *IEEE T Power Electr* 32: 995–1005.
91. Garcia P, Saeed S, Navarro-Rodriguez A, et al. (2016) Switching frequency optimization for a solid state transformer with energy storage capabilities. IEEE Energy Conversion Congress and Exposition, Proceedings (ECCE ). *IEEE*, 1–8.
92. Wang Z, Castellazzi A (2016) Impact of SiC technology in a three-port active bridge converter for energy storage integrated solid state transformer applications. 4th IEEE Workshop on Wide Bandgap Power Devices and Applications (WiPDA). *IEEE*, 84–89.
93. Liu Y, Liu Y, Abu-Rub H, et al. (2016) Model predictive control of matrix converter based solid state transformer. IEEE International Conference on Industrial Technology (ICIT). *IEEE*, 1248–1253.
94. Liu Y, Liu Y, Ge B, et al. (2017) Interactive grid interfacing system by matrix-converter based solid state transformer with model predictive control. *IEEE T Ind Informatics*.
95. Nila-Olmedo N, Mendoza-Mondragon F, Espinosa-Calderon A, et al. (2016) ARM + FPGA platform to manage solid-state-smart transformer in smart grid application. International Conference on ReConFigurable Computing and FPGAs. *IEEE*, 1–6.
96. Chen H, Divan D (2016) Soft-switching solid state transformer (S4T). IEEE Energy Conversion Congress and Exposition (ECCE). *IEEE*, 1–10.
97. Zhang J, Wang Z, Shao S (2017) A three-phase modular multilevel DC–DC converter for power electronic transformer applications. *IEEE J Em Sel Top Pn* 5: 140–150.
98. Gao R, She X, Husain I, et al. (2017) Solid-state transformer interfaced permanent magnet wind turbine distributed generation system with power management functions. *IEEE T Ind Appl* 53: 3849–3861.
99. Aggeler D, Biela J, Kolar JW (2008) Solid-state transformer based on SiC JFETs for future energy distribution systems. ETH Power Electronic Systems Laboratory. *IEEE*.



100. Merwe JWD, Mouton HDT (2009) The solid-state transformer concept: A new era in power distribution. IEEE Africon Conference. *IEEE*, 1–6.
101. Merwe WVD, Mouton T (2009) Solid-state transformer topology selection. IEEE International Conference on Industrial Technology. *IEEE*, 1–6.
102. Stefanski K, Qin H, Chowdhury BH, et al. (2010) Identifying techniques, topologies and features for maximizing the efficiency of a distribution grid with solid state power devices. North American Power Symposium (NAPS). *IEEE*, 1–7.
103. Sabahi M, Goharrizi AY, Hosseini SH, et al. (2010) Flexible power electronic transformer. *IEEE Trans Power Electron* 25: 2159–2169.
104. Wang X, Liu J, Xu T, et al. (2012) Comparisons of different three-stage three-phase cascaded modular topologies for power electronic transformer. IEEE Energy Conversion Congress and Exposition (ECCE). *IEEE*, 1420–1425.
105. Cheng L, Xie Y, Lu X, et al. (2012) The topology analysis and compare of high-frequency power electronic transformer. Asia-Pacific Power and Energy Engineering Conference (APPEEC). *IEEE*, 1–6.
106. Shojaei A, Joos G (2013) A topology for three-stage solid state transformer. IEEE Power and Energy Society General Meeting. *IEEE*, 1–5.
107. Shojaei A, Joos G (2013) A modular solid state transformer with a single-phase medium-frequency transformer. IEEE Electrical Power & Energy Conference (EPEC). *IEEE*, 1–5.
108. Qin H, Kimball JW (2013) Solid-state transformer architecture using AC-AC dual-active-bridge converter. *IEEE T Ind Electron* 60: 3720–3730.
109. Shojaei A, Joos G (2013) A modular multilevel converter-based power electronic transformer. IEEE Energy Conversion Congress and Exposition, (ECCE). *IEEE*, 367–371.
110. Viktor B, Indrek R, Tõnu L (2011) Intelligent Transformer: Possibilities and Challenges. *Sci J Riga Tech Univ Power Electr Eng* 29: 95–100.
111. Martinez-Velasco JA, Alepuz S, Gonzalez-Molina F, et al. (2014) Dynamic average modeling of a bidirectional solid state transformer for feasibility studies and real-time implementation. *Electr Power Syst Res* 117: 143–153.
112. Alepuz S, Gonzalez-Molina F, Martin-Arnedo J, et al. (2014) Development and testing of a bidirectional distribution electronic power transformer model. *Electr Power Syst Res* 107: 230–239.
113. Hatua K, Dutta S, Tripathi A, et al. (2011) Transformer less intelligent power substation design with 15kV SiC IGBT for grid interconnection. IEEE Energy Conversion Congress and Exposition (ECCE). *IEEE*, 4225–4232.
114. Madhusoodhanan S, Tripathi A, Patel D, et al. (2014) Solid-state transformer and MV grid Tie applications enabled by 15 kV SiC IGBTs and 10 kV SiC MOSFETs based multilevel converters. International Power Electronics Conference (IPEC). *IEEE*, 1626–1633.
115. Gonzalez-Molina F, Martin-Arnedo J, Alepuz S, et al. (2015) EMTP model of a bidirectional multilevel solid state transformer for distribution system studies. Power & Energy Society General Meeting. *IEEE*, 1–5.
116. Wang L, Zhang D, Wang Y, et al. (2016) Power and voltage balance control of a novel three-phase solid-state transformer using multilevel cascaded H-bridge inverters for microgrid applications. *IEEE T Power Electr* 31: 3289–3301.

117. Adabi ME, Martinez-Velasco JA, Alepuz S (2017) Modeling and simulation of a MMC-based solid-state transformer. *Electr Eng*, 1–13.
118. Yang L, Zhao T, Wang J, et al. (2007) Design and analysis of a 270 kW five-level DC/DC converter for solid state transformer using 10 kV SiC power devices. IEEE Power Electronics Specialists Conference (PESC). *IEEE*, 245–251.
119. Zhao T, Yang L, Wang J, et al. (2007) 270 kVA solid state transformer based on 10 kV SiC power devices. IEEE Electric Ship Technologies Symposium (ESTS ). *IEEE*, 145–149.
120. Abedini A, Lipo T (2010) A novel topology of solid state transformer. 1st Power Electronics and Drive Systems and Technologies Conference (PEDSTC). *IEEE*, 101–105.
121. Aijuan J, Hangtian L, Shaolong L (2005) A three-phase four-wire high-frequency AC link matrix converter for power electronic transformer. 8th International Conference on Electrical Machines and Systems (ICEMS). *IEEE*, 1295–1300.
122. Merwe WVD, Mouton T (2009) Natural balancing of the two-cell back-to-back multilevel converter with specific application to the solid-state transformer concept. 4th IEEE Conference on Industrial Electronics and Applications (ICIEA). *IEEE*, 2955–2960.
123. Gupta RK, Mohapatra KK, Mohan N (2009) A novel three-phase switched multi-winding power electronic transformer. IEEE Energy Conversion Congress and Exposition (ECCE). *IEEE*, 2696–2703.
124. Basu K, Gupta RK, Nath S, et al. (2010) Research in matrix-converter based three-phase power-electronic transformers. International Power Electronics Conference (IPEC). *IEEE*, 2799–2803.
125. Zhu H, Li Y, Wang P, et al. (2012) Design of power electronic transformer based on modular multilevel converter. Asia-Pacific Power and Energy Engineering Conference (APPEEC). *IEEE*, 1–4.
126. Reddy SY, Bharat S (2012) A modular power electronic transformer for medium voltage application. 34th International Conference on Software Engineering (ICSE). *IEEE*, 1–6.
127. Xinyu W, Jinjun L, Taotao X, et al. (2012) Research of three-phase single-stage matrix converter for power electronic transformer. 7th International Power Electronics and Motion Control Conference (IPEMC). *IEEE*, 599–603.
128. Dannier A, Rizzo R (2012) An overview of power electronic transformer: control strategies and topologies. 21st International Symposium on Power Electronics, Electrical Drives, Automation and Motion (SPEEDAM). *IEEE*, 1552–1557.
129. Rajesh C, Kishor M, Chandra NP (2012) reduced switch topology of power electronic transformer. *Int J Eng Res Appl* 2: 2786–2792.
130. Hwang SH, Liu X, Kim JM, et al. (2013) Distributed digital control of modular-based solid-state transformer using DSP+FPGA. *IEEE Trans Ind Electron* 60: 670–680.
131. Kirsten AL, Oliveira THD, Roncalio JGP, et al. (2013) Performance analysis of modular converter for solid state transformers. Brazilian Power Electronics Conference. *IEEE*, 1060–1066.
132. Dutta S, Roy S, Bhattacharya S (2014) A mode switching, multiterminal converter topology with integrated fluctuating renewable energy source without energy storage. 29th Annual IEEE Applied Power Electronics Conference and Exposition (APEC). *IEEE*, 419–426.
133. Chen H, Prasai A, Divan D (2014) Stacked modular isolated dynamic current source converters for medium voltage applications. 29th Annual IEEE Applied Power Electronics Conference and Exposition (APEC). *IEEE*, 2278–2285.

134. Hosseini SH, Sedaghati F, Sabahi M, et al. (2014) A new configuration of modular isolated bidirectional DC-DC converter. 27th Canadian Conference on Electrical and Computer Engineering (CCECE). *IEEE*, 1–6.
135. Sepahvand H, Corzine SMK, Bhattacharya S, et al. (2014) Topology selection for medium-voltage three-phase SiC solid-state transformer. 3rd International Conference on Renewable Energy Research and Applications (ICRERA). *IEEE*, 485–489.
136. Kunov G (2014) Matlab-Simulink model of solid-state transformer realized with matrix converters. 18th International Symposium on Electrical Apparatus and Technologies (SIELA). *IEEE*, 1–4.
137. Yang T, O’Loughlin C, Meere R, et al. (2014) Investigation of modularity in DC-DC converters for solid state transformers. 5th IEEE International Symposium on Power Electronics for Distributed Generation Systems (PEDG). *IEEE*, 1–8.
138. Roy S, De A, Bhattacharya S (2014) Multi-port solid state transformer for inter-grid power flow control. International Power Electronics Conference (IPEC). *IEEE*, 3286–3291.
139. Prasai A, Chen H, Divan D (2014) Dyna-C: A topology for a bi-directional solid-state transformer. 29th Annual IEEE Applied Power Electronics Conference and Exposition (APEC). *IEEE*, 1219–1226.
140. Prasai A, Chen H, Moghe R, et al. (2014) Dyna-C: Experimental results for a 50 kVA 3-phase to 3-phase solid state transformer. 29th Annual IEEE Applied Power Electronics Conference and Exposition (APEC). *IEEE*, 2271–2277.
141. Vasiladiotis M, Member S, Rufer A (2015) A modular multiport power electronic transformer with integrated split battery energy storage for versatile ultrafast EV charging stations. *IEEE T Ind Electron* 62: 3213–3222.
142. Wang Z, Zhang J, Sheng K (2015) Modular multilevel power electronic transformer. 9th International Conference on Power Electronics and ECCE Asia (ICPE-ECCE Asia). *IEEE*, 315–321.
143. Wang Z, Wang T, Zhang J (2015) Three phase modular multilevel DC/DC converter for power electronic transformer application. IEEE Energy Conversion Congress and Exposition (ECCE). *IEEE*, 6277–6284.
144. De A, Bhattacharya S (2015) Design, analysis and implementation of discontinuous mode Dyna-C AC/AC converter for solid state transformer applications. IEEE Energy Conversion Congress and Exposition (ECCE ). *IEEE*, 5030–5037.
145. Lopez M, Rodriguez A, Blanco E, et al. (2015) Design and implementation of the control of an MMC-based solid state transformer. 13th IEEE International Conference on Industrial Informatics (INDIN). *IEEE*, 1583–1590.
146. Huber JE, Kolar JW (2015) Analysis and design of fixed voltage transfer ratio DC/DC converter cells for phase-modular solid-state transformers. IEEE Energy Conversion Congress and Exposition (ECCE). *IEEE*, 5021–5029.
147. Mamede HR, Dos Santos WM, Martins DC (2015) Interconnection of DAB converters for application in solid-state transformers with redundancy. 6th IEEE International Symposium on Power Electronics for Distributed Generation Systems (PEDG ). *IEEE*, 1–6.
148. Mario L, Briz F, Saeed M, et al. (2016) Comparative analysis of modular multiport power electronic transformer topologies. IEEE Energy Conversion Congress and Exposition (ECCE). *IEEE*, 1–8.

149. Briz F, López M, Rodríguez A, et al. (2016) Modular power electronic transformers: modular multilevel converter versus cascaded H-bridge solutions. *IEEE Ind Electron Mag* 10: 6–19.
150. Lin L, Lin Z, Haijun L (2016) Research on the topology and control strategy of bidirectional DC-DC converter used in the power electronic transformer. 12th IET International Conference on AC and DC Power Transmission (ACDC). *IEEE*, 1–6.
151. Wang X, Zhang G (2016) Research on power electronic transformer with bidirectional power flow. 8th IEEE International Power Electronics and Motion Control Conference (IPEMC-ECCE Asia). *IEEE*, 1212–1216.
152. Liu Y, Liu Y, Abu-Rub H, et al. (2016) Model predictive control of matrix converter based solid state transformer. IEEE International Conference on Industrial Technology (ICIT). *IEEE*, 1248–1253.
153. Qingshan W, Liang D (2016) Research on loss reduction of dual active bridge converter over wide load range for solid state transformer application. 11th International Conference on Ecological Vehicles and Renewable Energies (EVER). *IEEE*, 1–9.
154. Al-Hafri A, Ali H, Ghias A, et al. (2016) Transformer-less based solid state transformer for intelligent power management. 5th International Conference on Electronic Devices, Systems and Applications (ICEDSA). *IEEE*, 1–4.
155. He L, Zhang J, Chen C, et al. (2017) A bidirectional bridge modular switched-capacitor-based Power electronics transformer. *IEEE T Ind Electron* 65: 718–726.
156. Costa LF, Buticchi G, Liserre M (2017) Quad-active-bridge dc-dc converter as cross-link for medium-voltage modular inverters. *IEEE T Ind Appl* 53: 1243–1253.
157. Zhao B, Song Q, Jianguo L, et al. (2017) A modular-multilevel-DC-link front-to-front DC solid state transformer based on high-frequency dual active phase-shift for HVDC grid integration. *IEEE T Ind Electron* 64: 8919–8927.
158. Shri A, Popovic J, Ferreira JA, et al. (2013) Design and control of a three-phase four-leg inverter for solid-state transformer applications. 15th European Conference on Power Electronics and Applications (EPE). *IEEE*, 1–9.
159. Liu H, Mao C, Lu J, et al. (2009) Optimal regulator-based control of electronic power transformer for distribution systems. *Electr Power Syst Res* 79: 863–870.
160. Basu K, Mohan N (2010) A power electronic transformer for PWM AC drive with lossless commutation and common-mode voltage suppression. Joint International Conference on Power Electronics, Drives and Energy Systems (PEDES) & Power India. *IEEE*, 1–6.
161. Basu K, Somani A, Mohapatra KK, et al. (2010) A three-phase AC/AC power electronic transformer-based PWM AC drive with lossless commutation of leakage energy. International Symposium on Power Electronics, Electrical Drives, Automation and Motion (SPEEDAM). *IEEE*, 1693–1699.
162. Nath S, Mohapatra KK, Basu K, et al. (2010) Source based commutation in matrix converter fed power electronic transformer for power systems application. International Symposium on Power Electronics, Electrical Drives, Automation and Motion (SPEEDAM). *IEEE*, 1682–1686.
163. Brando G, Dannier A, Del Pizzo A (2010) A simple predictive control technique of power electronic transformers with high dynamic features. 5th IET International Conference on Power Electronics, Machines and Drives (PEMD).
164. Mao X, Falcones S, Ayyanar R (2010) Energy-based control design for a solid state transformer. IEEE Power and Energy Society General Meeting. *IEEE*, 1–7.

165. Sadeghi M, Gholami M (2011) Advanced control methodology for intelligent universal transformers based on fuzzy logic controllers. 10th WSEAS International Conference on Communications, Electrical & Computer Engineering. *IEEE*, 58–62.
166. Açıkgöz H, Keçecioglu ÖF, Gani A, et al. (2015) Optimal control and analysis of three phase electronic power transformers. *Procedia Soc Behav Sci* 195: 2412–2420.
167. Liu B, Zha Y, Zhang T, et al. (2016) Fuzzy logic control of dual active bridge in solid state transformer applications. Tsinghua University-IET Electrical Engineering Academic Forum. *IEEE*, 1–4.
168. Wang G, She X, Wang F, et al. (2011) Comparisons of different control strategies for 20kVA solid state transformer. IEEE Energy Conversion Congress and Exposition (ECCE). *IEEE*, 3173–3178.
169. Ortiz G, Bortis D, Kolar JW, et al. (2012) Soft-switching techniques for medium-voltage isolated bidirectional DC/DC converters in solid state transformers. 38th Annual Conference on IEEE Industrial Electronics Society (IECON). *IEEE*, 5233–5240.
170. Moonem MA, Krishnaswami H (2014) Control and configuration of three-level dual-active bridge DC-DC converter as a front-end interface for photovoltaic system. 29th IEEE Applied Power Electronics Conference and Exposition (APEC). *IEEE*, 3017–3020.
171. Wang X, Liu J, Xu T, et al. (2013) Control of a three-stage three-phase cascaded modular power electronic transformer. 28th Annual IEEE Applied Power Electronics Conference and Exposition (APEC). *IEEE*, 1309–1315.
172. Cheng H, Gong Y, Gao Q (2015) The research of coordination control strategy in cascaded multilevel solid state transformer. IEEE International Conference on Mechatronics and Automation (ICMA). *IEEE*, 222–226.
173. Yu X, Ni X, Huang A (2014) Multiple objectives tertiary control strategy for solid state transformer interfaced DC microgrid. IEEE Energy Conversion Congress and Exposition (ECCE). *IEEE*, 4537–4544.
174. Yousefpoor N, Parkhideh B, Azidehak A, et al. (2014) Modular transformer converter-based convertible static transmission controller for transmission grid management. *IEEE T Power Electr* 29: 6293–6306.
175. Parks N, Dutta S, Ramachandram V, et al. (2012) Black start control of a solid state transformer for emergency power restoration. IEEE Energy Conversion Congress and Exposition (ECCE). *IEEE*, 188–195.
176. Dutta S, Ramachandar V, Bhattacharya S (2014) Black start operation for the solid state transformer created micro-grid under islanding with storage. IEEE Energy Conversion Congress and Exposition (ECCE). *IEEE*, 3934–3941.
177. Cho Y, Han Y, Beddingfield RB, et al. (2016) Seamless black start and reconnection of LCL-filtered solid state transformer based on droop control. IEEE Energy Conversion Congress and Exposition (ECCE ). *IEEE*, 1–7.
178. She X, Huang AQ, Ni X (2014) Current sensorless power balance strategy for DC/DC converters in a cascaded multilevel converter based solid state transformer. *IEEE T Power Electron* 29: 17–22.
179. Zengin S, Boztepe M (2015) Trapezoid current modulated DCM AC/DC DAB converter for two-stage solid state transformer. 9th International Conference on Electrical and Electronics Engineering (ELECO). *IEEE*, 634–638.

180. Vargas T, Toebe A, Rech C (2015) Double network control architecture for a modular solid state transformer. 13th IEEE Brazilian Power Electronics Conference and 1st Southern Power Electronics Conference (COBEP/SPEC ). *IEEE*, 1–6.
181. Liu B, Zha Y, Zhang T, et al. (2016) Sliding mode control for rectifier stage of solid state transformer. 14th International Workshop on Variable Structure Systems (VSS). *IEEE*, 286–289.
182. Liu B, Zha Y, Zhang T, et al. (2016) Predictive direct power control for rectifier stage of solid state transformer. 12th World Congress on Intelligent Control and Automation (WCICA). *IEEE*, 201–204.
183. Liu B, Zha Y, Zhang T (2017) D-Q frame predictive current control methods for inverter stage of solid state transformer. *IET Power Electr* 10: 687–696.
184. Jianfeng Z (2004) Simulation research on instantaneous control-based power electronics transformer. 4th International Power Electronics and Motion Control Conference (IPEMC), 1722–1725.
185. Krishnaswami H, Ramanarayanan V (2005) Control of high-frequency AC link electronic transformer. *IEE Proceedings Electric Power Appl.* *IEEE*, 509–516.
186. Fan S, Mao C, Chen L (2006) Optimal coordinated PET and generator excitation control for power systems. *Int J Elec Power* 28: 158–165.
187. Liu H, Mao C, Lu J, et al. (2007) Parallel operation of electronic power transformer based on distributed logic control. 42nd International Universities Power Engineering Conference (UPEC). *IEEE*, 93–101.
188. Wang D, Mao C, Lu J (2008) Coordinated control of EPT and generator excitation system for multidouble-circuit transmission-lines system. *IEEE T Power Deliver* 23: 371–379.
189. Wang D, Mao C, Lu J (2009) Operation and control mode of electronic power transformer. IEEE PES/IAS Conference on Sustainable Alternative Energy (SAE). *IEEE*, 1–5.
190. Brando G, Dannier A, Del Pizzo A, et al. (2010) A high performance control technique of power electronic transformers in medium voltage grid-connected PV plants. International Conference on Electrical Machines (ICEM). *IEEE*, 1–6.
191. Shah J, Wollenberg BF, Mohan N (2011) Decentralized power flow control for a smart micro-grid. IEEE Power and Energy Society General Meeting. *IEEE*, 1–6.
192. Schietekat LM (2011) Design and Implementation of the Main Controller of a Solid-State Transformer. Master Thesis, Stellenbosch University.
193. Fan H, Li H (2011) A distributed control of input-series-output-parallel bidirectional DC-DC converter modules applied for 20 kVA solid state transformer. 26th IEEE Applied Power Electronics Conference and Exposition (APEC). *IEEE*, 939–945.
194. Tajfar A, Mazumder SK (2011) A transformer-flux-balance controller for a high-frequency-link inverter with applications for solid-state transformer, renewable/alternative energy sources, energy storage, and electric vehicles. IEEE Electric Ship Technologies Symposium (ESTS). *IEEE*, 121–126.
195. Zhao T, She X, Bhattacharya S, et al. (2011) Power synchronization control for capacitor minimization in solid state transformers (SST). IEEE Energy Conversion Congress and Exposition (ECCE). *IEEE*, 2812–2818.
196. Parks NB (2012) Black start control of a solid state transformer for emergency distribution power restoration. Master Thesis, North Carolina State University.

197. Qin H, Kimball JW (2012) Closed-loop control of DC-DC dual active bridge converters driving single-phase inverters. IEEE Energy Conversion Congress and Exposition (ECCE). *IEEE*, 173–179.
198. Sadeghi M, Gholami M (2012) Neural predictive model control for intelligent universal transformers in advanced distribution automation of tomorrow. 11th international conference on Applications of Electrical and Computer Engineering. *IEEE*, 40–45.
199. Shen Z, Baran ME (2013) Gradient based centralized optimal Volt/Var control strategy for smart distribution system. IEEE PES Innovative Smart Grid Technologies Conference (ISGT). *IEEE*, 1–6.
200. Ardeshir JF, Ajami A, Jalilvand A (2013) Flexible power electronic transformer for power flow control applications. *J Oper Autom Power Eng* 1: 147–155.
201. Kim SG (2014) A comprehensive study of dual active bridge converter and deep belief network controller for bi-directional solid state transformer. Master Thesis, Grad Sch UNIST.
202. Zheng Z, Gao Z, Gu C, et al. (2014) Stability and voltage balance control of a modular converter with multiwinding high-frequency transformer. *IEEE T Power Electr* 29: 4183–4194.
203. Pu Y, Miao H, Zeng CB, et al. (2014) A solid-state transformer with controllable input power factor and output voltage. International Conference on Power System Technology (POWERCON). *IEEE*, 2940–2944.
204. Huang H, Mao C, Lu J, et al. (2014) Electronic power transformer control strategy in wind energy conversion systems for low voltage ride-through capability enhancement of directly driven wind turbines with permanent magnet synchronous generators (D-PMSGs). *Energies* 7: 7330–7347.
205. Shanshan W, Yubin W, Yifei L (2015) Sensorless power balance control for cascaded multilevel converter based solid state transformer. 18th International Conference on Electrical Machines and Systems (ICEMS). *IEEE*, 925–1929.
206. Gu C, Zheng Z, Li Y (2015) Control strategies of a multiport power electronic transformer (PET) for DC distribution applications. IEEE Electric Ship Technologies Symposium (ESTS). *IEEE*, 135–139.
207. Xu K, Fu C, Wang Y, et al. (2015) Voltage and current balance control for the ISOP converter-based power electronic transformer. 18th International Conference on Electrical Machines and Systems (ICEMS). *IEEE*, 378–382.
208. Wu Q, Wang G, Feng J, et al. (2015) A novel comprehensive control scheme of modular multilevel converter-based power electronic transformer. 5th International Conference on Electric Utility Deregulation and Restructuring and Power Technologies (DRPT). *IEEE*, 2253–2258.
209. Ouyang S, Liu J, Song S, et al. (2016) Reactive component injection control of the modular multi-output power electronic transformer. IEEE Annual Southern Power Electronics Conference (SPEC). *IEEE*, 1–7.
210. Wang X, Liu J, Ouyang S, et al. (2016) Control and experimental of an H-bridge-based three-phase three-stage modular power electronic transformer. *IEEE T Power Electr* 31: 2002–2011.
211. Shah D, Crow ML (2016) Online volt-var control for distribution systems with solid-state transformers. *IEEE T Power Deliver* 31: 343–350.

212. Liu Y, Wang W, Liu Y, et al. (2016) Control of single-stage AC-AC solid state transformer for power exchange between grids. 11th IEEE Conference on Industrial Electronics and Applications (ICIEA). *IEEE*, 892–896.
213. Li R, Xu L, Yao L, et al. (2016) Active control of dc fault currents in dc solid-state transformers during ride-through operation of multi-terminal HVDC systems. *IEEE T Energy Convers* 31: 1336–1346.
214. Ye Q, Li H (2016) Stability analysis and improvement of solid state transformer ( SST)-paralleled inverters System using negative impedance feedback control. IEEE Applied Power Electronics Conference and Exposition (APEC). *IEEE*, 2237–2244.
215. Liu J, Yang J, Zhang J, et al. (2017) Voltage balance control based on dual active bridge DC/DC converters in a power electronic traction transformer. *IEEE T Power Electr* 33: 1696–1714.
216. Zhao B, Song Q, Li J, et al. (2017) Full-process operation, control, and experiments of modular high-frequency-link DC transformer based on dual active bridge for flexible MVDC distribution: a practical tutorial. *IEEE T Power Electr* 32: 6751–6766.
217. Zhang C, Zhao Z (2017) Dual-timescale control for power electronic zigzag transformer. *CES T Electr Mach Syst* 1: 315–321.
218. Almaguer J, Cardenas V, Aganza-Torres A, et al. (2017) Power control of a multi-cell solid-state transformer with extended functions. IEEE International Conference on Industrial Technology (ICIT). *IEEE*, 183–188.
219. Kang M, Woo BO, Enjeti PN, et al. (1998) Auto-connected electronic transformer (ACET) based multi-pulse rectifiers for utility interface of power electronic systems. IEEE Industry Applications Conference (IAS). *IEEE*, 1554–1561.
220. Baek S, Cougo B, Bhattacharya S, et al. (2012) Accurate equivalent circuit modeling of a medium-voltage and high-frequency coaxial winding DC-link transformer for solid state transformer applications. IEEE Energy Conversion Congress and Exposition (ECCE). *IEEE*, 1439–1446.
221. Drogenik U (2012) A 150kW medium frequency transformer optimized for maximum power density. 7th International Conference on Integrated Power Electronics Systems (CIPS). *IEEE*, 1–6.
222. Ortiz G, Leibl M, Kolar JW, et al. (2013) Medium frequency transformers for solid-state-transformer applications-Design and experimental verification. IEEE International Conference on Power Electronics and Drive Systems (PEDS). *IEEE*, 1285–1290.
223. Bahmani MA, Thiringer T, Kharezy M (2016) Optimization and experimental validation of medium-frequency high power transformers in solid-state transformer applications. IEEE Applied Power Electronics Conference and Exposition (APEC). *IEEE*, 3043–3050.
224. Alam KS, Tria LAR, Zhang D, et al. (2016) Design of a bi-directional DC-DC converter for solid-state transformer (SST) application by exploiting the shoot through mode. IEEE International Conference on Sustainable Energy Technologies (ICSET). *IEEE*, 276–281.
225. Leibl M, Ortiz G, Kolar JW (2017) Design and experimental analysis of a medium-frequency transformer for solid-state transformer applications. *IEEE J Em Sel Top P* 5: 110–123.
226. Beiranvand H, Rokrok E, Rezaeealam B, et al. (2017) Optimal design of medium-frequency transformers for solid-state transformer applications. 8th Power Electronics, Drive Systems & Technologies Conference (PEDSTC ). *IEEE*, 154–159.



227. Duarte J, Hendrix M, Simoes MG (2004) A three-port bi-directional converter for hybrid fuel cell systems. 35th IEEE Annual Power Electronics Specialists Conference (PESC ). *IEEE*, 1–22.
228. Baek S (2009) Design considerations of high voltage and high frequency transformer for solid state transformer application. PhD Thesis, North Carolina State University.
229. Bhattacharya S, Zhao T, Wang G, et al. (2010) Design and development of generation-I silicon based solid state transformer. 25th Annual IEEE Applied Power Electronics Conference and Exposition. *IEEE*, 1666–1673.
230. Baek S, Bhattacharya S (2011) Analytical modeling of a medium-voltage and high-frequency resonant coaxial-type power transformer for a solid state transformer application. IEEE Energy Conversion Congress and Exposition (ECCE). *IEEE*, 1873–1880.
231. Baek S, Roy S, Bhattacharya S, et al. (2013) Power flow analysis for 3-port 3-phase dual active bridge dc/dc converter and design validation using high frequency planar transformer. IEEE Energy Conversion Congress and Exposition (ECCE). *IEEE*, 388–395.
232. Rothmund D, Ortiz G, Guillod T, et al. (2015) 10kV SiC-based isolated DC-DC converter for medium voltage-connected solid-state transformers. IEEE Applied Power Electronics Conference and Exposition (APEC). *IEEE*, 1096–1103.
233. Reddy BD, Sahoo SK (2015) Design of solid state transformer. *Int J Adv Res Electr Electron Instrum Eng* 4: 357–364.
234. Alam KS, Tria LAR, Zhang D, et al. (2016) Design and comprehensive modelling of solid-state transformer (SST) based substation. IEEE International Conference on Power System Technology (POWERCON). *IEEE*, 1–6.
235. Huang P, Mao C, Wang D, et al. (2017) Optimal design and implementation of high-voltage high-power silicon steel core medium frequency transformer. *IEEE T Ind Electron* 64: 4391–4401.
236. Ortiz G, Leibl MG, Huber JE, et al. (2017) Design and experimental testing of a resonant DC-DC converter for solid-state transformers. *IEEE T Power Electr* 32: 7534–7542.
237. Huang AQ, Wang L, Tian Q, et al. (2016) Medium voltage solid state transformers based on 15 kV SiC MOSFET and JBS diode. 42nd Annual Conference of the IEEE Industrial Electronics Society (IECON). *IEEE*, 6996–7003.
238. Qin H, Kimball JW (2010) A comparative efficiency study of silicon-based solid state transformers. IEEE Energy Conversion Congress and Exposition (ECCE). *IEEE*, 1458–1463.
239. Pena-Alzola R, Gohil G, Mathe L, et al. (2013) Review of modular power converters solutions for smart transformer in distribution system. IEEE Energy Conversion Congress and Exposition (ECCE). *IEEE*, 380–387.
240. Yang T, Meere R, McKenna K, et al. (2015) The evaluation of a modular solid state transformer and low-frequency distribution transformer under daily loading profile. 17th European Conference on Power Electronics and Applications (EPE-ECCE). *IEEE*, 1–10.
241. Adabi ME, Martinez-Velasco JA (2017) MMC-based solid-state transformer model including semiconductor losses. *Electr Eng*, 1–18.
242. Guerra G, Martinez-Velasco JA (2017) A solid state transformer model for power flow calculations. *Int J Electr Power Energy Syst* 89: 40–51.
243. Heinemann L, Mauthe G (2001) The universal power electronics based distribution transformer, an unified approach. 32nd IEEE Annual Power Electronics Specialists Conference (PESC). *IEEE*, 504–509.

244. Sabahi M, Hosseini SH, Sharifian MB, et al. (2010) Zero-voltage switching bi-directional power electronic transformer. *IET Power Electron* 3: 818–828.
245. Fan H, Li H (2010) High frequency high efficiency bidirectional DC-DC converter module design for 10 kVA solid state transformer. 25th Annual IEEE Applied Power Electronics Conference and Exposition (APEC). *IEEE*, 210–215.
246. Fan H, Li H (2010) A novel phase-shift bidirectional dc-dc converter with an extended high-efficiency range for 20 kVA solid state transformer. IEEE Energy Conversion Congress and Exposition (ECCE). *IEEE*, 3870–3876.
247. Fan H, Li H (2011) High-frequency transformer isolated bidirectional DC-DC converter modules with high efficiency over wide load range for 20 kVA solid-state transformer. *IEEE T Power Electr* 26: 3599–3608.
248. Wang Z, Xu J, Hatua K, et al. (2012) Solid state transformer specification via feeder modeling and simulation. IEEE Power and Energy Society General Meeting. *IEEE*, 1–5.
249. Sastry J, Bala S (2013) Considerations for the design of power electronic modules for hybrid distribution transformers. IEEE Energy Conversion Congress and Exposition (ECCE). *IEEE*, 1422–1428.
250. Beldjajev V, Lehtla T, Zakis J (2013) Impact of component losses on the efficiency of the LC-filter based dual active bridge for the isolation stage of power electronic transformer. 8th International Conference-Workshop Compatibility in Power Electronics (CPE). *IEEE*, 132–137.
251. Ortiz G, Uemura H, Bortis D, et al. (2013) Modeling of soft-switching losses of IGBTs in high-power high-efficiency dual-active-bridge DC/DC converters. *IEEE T Electron Dev* 60: 587–597.
252. Ortiz G, Gammeter C, Kolar JW, et al. (2013) Mixed MOSFET-IGBT bridge for high-efficient medium-frequency dual-active-bridge converter in solid state transformers. 14th IEEE Workshop on Control and Modeling for Power Electronics (COMPEL). *IEEE*, 1–8.
253. Kolar JW, Ortiz G (2014) Solid-state-transformers: key components of future traction and smart grid systems. International Power Electronics Conference (IPEC). *IEEE*, 1–15.
254. Oggier GG, Ordonez M (2014) High efficiency switching sequence and enhanced dynamic regulation for DAB converters in solid-state transformers. 29th Annual IEEE Applied Power Electronics Conference and Exposition (APEC). *IEEE*, 326–333.
255. FREEDM (2014) Solid-state transformer research and development at North Carolina State university's FREEDM systems center. *IEEE Power Electron Mag* 1: 10–11.
256. She X, Yu X, Wang F, et al. (2014) Design and demonstration of a 3.6kV-120V/10KVA solid state transformer for smart grid application. 29th Annual IEEE Applied Power Electronics Conference and Exposition (APEC). *IEEE*, 3429–3436.
257. Ouyang S, Liu J, Song S, et al. (2015) Operation and efficiency analysis of an MAB based three-phase three-stage power electronic transformer. 2nd IEEE International Future Energy Electronics Conference (IFEEC). *IEEE*, 1–6.
258. Montoya RJG, Mallela A, Balda JC (2015) An evaluation of selected solid-state transformer topologies for electric distribution systems. IEEE Applied Power Electronics Conference and Exposition (APEC). *IEEE*, 1022–1029.
259. Choi H, Park H, Jung J (2015) Design methodology of dual active bridge converter for solid state transformer application in smart grid. 9th International Conference on Power Electronics (ICPE). *IEEE*, 196–201.

- 
260. Mirmousa H, Zolghadri MR (2007) A novel circuit topology for three-phase four-wire Distribution Electronic Power Transformer. 7th International Conference on Power Electronics and Drive Systems (PEDS). *IEEE*, 1215–1222.
261. Wang D, Mao C, Lu J (2007) Modelling of electronic power transformer and its application to power system. *IET Gener Transm Dis* 1: 887–895.
262. Iman-Eini H, Schanen JL, Farhangi S, et al. (2008) A power electronic based transformer for feeding sensitive loads. IEEE Power Electronics Specialists Conference (PESC). *IEEE*, 2549–2555.
263. Mohapatra KK, Mohan N (2008) Matrix converter fed open-ended power electronic transformer for power system application. IEEE Power and Energy Society General Meeting. *IEEE*, 1–6.
264. Nath S, Mohapatra KK, Mohan N (2009) Output voltage regulation in matrix converter fed power electronic transformer for power systems application in electric ship. IEEE Electric Ship Technologies Symposium (ESTS). *IEEE*, 203–206.
265. Nath S, Mohan N (2011) A solid state power converter with sinusoidal currents in high frequency transformer for power system applications. IEEE International Conference on Industrial Technology. *IEEE*, 110–114.
266. Shahani A, Basu K, Mohan N (2012) A power electronic transformer based on indirect matrix converter for PWM AC drive with lossless commutation of leakage energy. 6th IET International Conference on Power Electronics, Machines and Drives (PEMD). *IEEE*, 1–6.
267. Basu K, Shahani A, Sahoo AK, et al. (2015) A single-stage solid-state transformer for PWM AC drive with source-based commutation of leakage energy. *IEEE T Power Electr* 30: 1734–1746.
268. Liu H, Mao C, Lu J, et al. (2009) Electronic power transformer with supercapacitors storage energy system. *Electr Power Syst Res* 79: 1200–1208.
269. Zhao T, Zeng J, Bhattacharya S, et al. (2009) An average model of solid state transformer for dynamic system simulation. IEEE Power and Energy Society General Meeting. *IEEE*, 1–8.
270. Falcones S, Mao X, Ayyanar R (2010) Simulation of the FREEDM green hub with solid state transformers and distributed control. Future Renewable Electric Energy Distribution. *IEEE*, 1–5.
271. Wang D, Mao C, Lu J, et al. (2010) Auto-balancing transformer based on power electronics. *Electr Power Syst Res* 80: 28–36.
272. Liu H, Yang J, Mao C, et al. (2011) Nonlinear control of electronic power transformer for distribution system using feedback linearization. IEEE Power Engineering and Automation Conference (PEAM). *IEEE*, 22–26.
273. Banaei MR, Salary E (2011) Power quality improvement based on novel power electronic transformer. 2nd Power Electronics, Drive Systems and Technologies Conference (PEDSTC). *IEEE*, 286–291.
274. Banaei MR, Salary E (2014) Mitigation of voltage sag, swell and power factor correction using solid-state transformer based matrix converter in output stage. *Alexandria Eng J* 53: 563–572.
275. Sadeghi M, Gholami M (2011) A novel distribution automation involving intelligent electronic devices as IUT. *Int J Circuits Syst Signal Process* 5: 443–450.
276. Sadeghi M, Gholami M (2012) Genetic algorithm optimization methodology for PWM Inverters of Intelligent universal transformer for the advanced distribution automation of future. *Indian J Sci Technol* 5: 2035–2040.

277. Sadeghi M (2013) Modern methodology introducing for three layers intelligent universal transformers in advanced distribution automation equipping pi voltage and current source controllers. *Int J Inf Electron Eng* 3: 258–261.
278. Mala RC, Tripathy S, Tadepalli S, et al. (2012) Performance analysis of three phase solid state transformers. International Conference on Devices, Circuits and Systems (ICDCS). *IEEE*, 486–490.
279. Alepuz S, González-Molina F, Martín-Arnedo J, et al. (2013) Time-domain model of a bidirectional distribution electronic power transformer. International Power System Transients Conference.
280. Alepuz S, Gonzalez F, Martín-Arnedo J, et al. (2013) Solid state transformer with low-voltage ride-through and current unbalance management capabilities. 39th Annual Conference of the IEEE Industrial Electronics Society (IECON). *IEEE*, 1278–1283.
281. Shojaei A (2014) Design of modular multilevel converter-based solid state transformers. Master Thesis, McGill University.
282. Yang J, Mao C, Wang D, et al. (2013) Fast and continuous on-load voltage regulator based on electronic power transformer. *IET Electr Power Appl* 7: 499–508.
283. Kalyan BT, Prasad PR (2013) Analysis and design of power electronic transformer based power quality improvement. *IOSR J Electr Electron Eng* 5: 61–69.
284. Roasto I, Romero-Cadaval E, Martins J (2013) Active power electronic transformer based on modular building blocks. 39th Annual Conference of the IEEE Industrial Electronics Society (IECON). *IEEE*, 5922–5927.
285. Hagh MT (2013) Dual output power electronic transformer. 21st Iranian Conference on Electrical Engineering (ICEE).
286. Liu Y, Escobar-Mejia A, Farnell C, et al. (2014) Modular multilevel converter with high-frequency transformers for interfacing hybrid DC and AC microgrid systems. 5th IEEE International Symposium on Power Electronics for Distributed Generation Systems (PEDG). *IEEE*, 1–6.
287. Shanmugam D, Indiradevi K (2014) Implementation of multiport dc-dc converter- based solid state transformer in smart grid system. International Conference on Computer Communication and Informatics (ICCCI). *IEEE*, 1–6.
288. Ponraj T, George A (2014) A solid state transformer integrating distributed generation and storage. *Int J Innov Res Comput Commun Eng* 2: 4029–4035.
289. Sahoo AK, Mohan N (2014) A power electronic transformer with sinusoidal voltages and currents using modular multilevel converter. International Power Electronics Conference (IPEC). *IEEE*, 3750–3757.
290. Ahmed KY, Yahaya NZ, Asirvadam VS (2014) Optimal analysis and design of power electronic distribution transformer. *Res J Appl Sci Eng Technol* 7: 1734–1743.
291. Contreras JP, Ramirez JM (2014) Multi-fed power electronic transformer for use in modern distribution systems. *IEEE T Smart Grid* 5: 1532–1541.
292. Yu X, She X, Zhou X, et al. (2014) Power management for DC microgrid enabled by solid-state transformer. *IEEE T Smart Grid* 5: 954–965.
293. Zhabelova G, Yavarian A, Vyatkin V, et al. (2015) Data center energy efficiency and power quality: an alternative approach with solid state transformer. 41st Annual Conference of the IEEE Industrial Electronics Society (IECON). *IEEE*, 1294–1300.

294. Tarisciotti L, Zanchetta P, Watson A, et al. (2015) Multiobjective modulated model predictive control for a multilevel solid-state transformer. *IEEE T Ind Appl* 51: 4051–4060.
295. Sun Y, Liu J, Li Y, et al. (2016) Research on voltage and switching balance control for cascaded power electronic transformer under hybrid PWM modulation. 8th IEEE International Power Electronics and Motion Control Conference (IPEMC-ECCE Asia). *IEEE*, 2033–2038.
296. Gu C, Zheng Z, Xu L, et al. (2016) Modeling and control of a multiport power electronic transformer ( PET ) for electric traction applications. *IEEE T Power Electron* 31: 915–927.
297. Liu B, Zha Y, Zhang T, et al. (2016) Solid state transformer application to grid connected photovoltaic inverters. International Conference on Smart Grid and Clean Energy Technologies (ICSGCE ). *IEEE*, 248–251.
298. Syed I, Khadkikar V (2017) Replacing the grid interface transformer in wind energy conversion system with solid-state transformer. *IEEE T Power Syst* 32: 2152–2160.
299. Qin H, Kimball JW (2009) AC-AC dual active bridge converter for solid state transformer. In: IEEE Energy Conversion Congress and Exposition (ECCE). *IEEE*, 3039–3044.
300. Shanmugam D, Balakrishnan D, Indiradevi K (2012) Solid state transformer integration in smart grid system. *Int J Sci Technol* 3: 8–14.
301. Shanmugam D, Balakrishnan D, Indiradevi K (2013) A multiport dc-dc converter-based solid state transformer in smart grid system. *Int J Recent Trends Electr Electron Eng* 3: 1–9.
302. Jiang Y, Breazeale L, Ayyanar R, et al. (2012) Simplified solid state transformer modeling for real time digital simulator (RTDS). IEEE Energy Conversion Congress and Exposition (ECCE). *IEEE*, 1447–1452.
303. Ghias AMYM, Ciobotaru M, Agelidis VG, et al. (2012) Solid state transformer based on the flying capacitor multilevel converter for intelligent power management. IEEE Power Engineering Society Conference and Exposition in Africa (PowerAfrica). *IEEE*, 1–7.
304. Malan WL, Vilathgamuwa DM, Walker GR, et al. (2016) A three port resonant solid state transformer with minimized circulating reactive currents in the high frequency link. IEEE Annual Southern Power Electronics Conference (SPEC ). *IEEE*, 1–6.
305. Mo R, Mao C, Lu J, et al. (2012) Three-stage solid state transformer modeling through real time digital simulation with controller hardware-in-the-loop. 7th International Power Electronics and Motion Control Conference (IPEMC). *IEEE*, 1116–1119.
306. Castelino G, Mohan N (2013) Modulation and commutation of matrix converter based power electronic transformer using a single FPGA. 39th Annual Conference of the IEEE Industrial Electronics Society (IECON). *IEEE*, 4892–4898.
307. Qin H, Kimball JW (2014) Closed-loop control of DC-DC dual-active-bridge converters driving single-phase inverters. *IEEE T Power Electr* 29: 1006–1017.
308. Ouyang S, Liu J, Wang X, et al. (2015) A single phase power electronic transformer considering harmonic compensation in scott traction system. 9th International Conference on Power Electronics and ECCE Asia (ICPE-ECCE Asia). *IEEE*, 2620–2627.
309. Parimi M, Monika M, Rane M, et al. (2016) Dynamic phasor-based small-signal stability analysis and control of solid state transformer. 6th IEEE International Conference on Power Systems (ICPS ). *IEEE*, 1–6.
310. Saghaleini M, Farhangi S (2007) Distributed power supply with power factor correction: A solution to feed all modules in power electronic transformers. 7th International Conference on Power Electronics (ICPE). *IEEE*, 1225–1229.

311. Saghaleini M, Hekmati A, Farhangi S (2007) An advanced distributed power supply for power electronic transformers. 33rd Annual Conference of the IEEE Industrial Electronics Society (IECON). *IEEE*, 2038–2043.
312. Xue J (2010) Single-phase vs. three-phase high power high frequency transformers. Master Thesis, Virginia Polytech Inst State University.
313. Hosseini SH, Sharifian MBB, Sabahi M, et al. (2009) A tri-directional power electronic transformer for photo voltaic based distributed generation application. IEEE Power and Energy Society General Meeting. *IEEE*, 1–5.
314. Hosseini SH, Sharifian MBB, Sabahi M, et al. (2009) Bi-directional power electronic transformer based compact dynamic voltage restorer. IEEE Power and Energy Society General Meeting. *IEEE*, 1–5.
315. Hu W, Cheng J, Chen M, et al. (2012) Research on distribution IUT based on three voltage level topology. China International Conference on Electricity Distribution (CICED). *IEEE*, 1–5.
316. Mazgar FN, Hagh MT, Babaei E (2012) Distribution electronic power transformer with reduced number of power switches. 3rd Power Electronics and Drive Systems Technology (PEDSTC). *IEEE*, 324–329.
317. Venkat J, Shukla A, Kulkarni SV (2014) Operation of a three phase solid state transformer under unbalanced load conditions. IEEE International Conference on Power Electronics, Drives and Energy Systems (PEDES). *IEEE*, 1–6.
318. Khazraei M, Prabhala VAK, Ahmadi R, et al. (2014) Solid state transformer stability and control considerations. 29th Annual IEEE Applied Power Electronics Conference and Exposition (APEC). *IEEE*, 2237–2244.
319. Shah DG, Crow ML (2014) Stability design criteria for distribution systems with solid-state transformers. *IEEE T Power Deliver* 29: 2588–2595.
320. Zhou K, Jin Q, Lan Z, et al. (2015) The study of power electronic transformer on power flow control and voltage regulation in DC micro-grid. 5th International Conference on Electric Utility Deregulation and Restructuring and Power Technologies (DRPT). *IEEE*, 2166–2172.
321. Zhou K, Chu H (2015) Study on the optimal DC voltage control for power electronic transformer. 5th International Conference on Electric Utility Deregulation and Restructuring and Power Technologies (DRPT). *IEEE*, 2270–2275.
322. Paladhi S, Ashok S (2015) Solid state transformer application in wind based DG system. IEEE International Conference on Signal Processing, Informatics, Communication and Energy Systems (SPICES). *IEEE*, 1–5.
323. Jakka VNSR, Shukla A (2016) A triple port active bridge converter based multi-fed power electronic transformer. IEEE Energy Conversion Congress and Exposition (ECCE). *IEEE*, 1–8.
324. Jakka VNSR, Shukla A (2016) Integration of AC and DC sources using multi-source fed power electronic transformer (MSF-PET) for modern power distribution system applications. 18th European Conference on Power Electronics and Applications. *IEEE*, 1–9.
325. Shah D, Crow M (2016) Online volt-var control for distribution systems with solid state transformers. *IEEE T Power Deliver* 31: 343–350.
326. Wen H, Yang R (2016) Power management of solid state transformer in microgrids. IEEE PES Asia-Pacific Power and Energy Engineering Conference (APPEEC). *IEEE*, 1399–1404.

327. Liu C, Zhi Y, Zhang Y, et al. (2016) New breed of solid-state transformer distribution tail system for flexible power conversion between medium-voltage distribution and low-voltage customer side. *IEEE PES Asia-Pacific Power and Energy Conference (APPEEC)*. *IEEE*, 403–407.
328. Zhou T, Xu Y (2017) Fault characteristic analysis and simulation of power electronic transformer based on MMC in distribution network. *First IEEE International Conference on Energy Internet*. *IEEE*, 332–337.
329. Fan B, Li Y, Wang K, et al. (2017) Hierarchical system design and control of an MMC-based power-electronic transformer. *IEEE T Ind Inform* 13: 238–247.
330. Martin-Arnedo J, Gonzalez-Molina F, Martinez-Velasco JA, et al. (2012) Development and testing of a distribution electronic power transformer model. *IEEE Power and Energy Society General Meeting*. *IEEE*, 1–6.
331. Martin-Arnedo J, González-Molina F, Martínez-Velasco JA, et al. (2017) EMTP model of a bidirectional cascaded multilevel solid state transformer for distribution system studies. *Energies* 10: 521–539.
332. Moonem MA, Krishnaswami H (2012) Analysis of dual active bridge based power electronic transformer as a three-phase inverter. *38th Annual Conference on IEEE Industrial Electronics Society (IECON)*. *IEEE*, 238–243.
333. Moonem MA, Krishnaswami H (2012) Analysis and control of multi-level dual active bridge DC-DC converter. *IEEE Energy Conversion Congress and Exposition (ECCE)*. *IEEE*, 1556–1561.
334. Li H, Wang Y, Yu C (2016) Control of three-phase cascaded multilevel converter based power electronic transformer under unbalanced input voltages. *42nd Annual Conference of the IEEE Industrial Electronics Society (IECON)*. *IEEE*, 3299–3304.
335. Li H, Wang Y, Yu C (2016) Research on voltage balance and power balance control for three-phase cascaded multilevel converter based power electronic transformer. *42nd Annual Conference of the IEEE Industrial Electronics Society (IECON)*. *IEEE*, 3588–3593.
336. Facchinello GG, Mamede H, Brighenti LL, et al. (2016) AC-AC hybrid dual active bridge converter for solid state transformer. *7th IEEE International Symposium on Power Electronics for Distributed Generation Systems (PEDG)*. *IEEE*, 1–8.
337. Hunziker NS (2016) Solid-state transformer modeling for analyzing its application in distribution grids. *PCIM Europe; International Exhibition and Conference for Power Electronics, Intelligent Motion, Renewable Energy and Energy Management*. *IEEE*, 2167–2174.
338. Lai JS, Maitra A, Mansoor A, et al. (2005) Multilevel intelligent universal transformer for medium voltage applications. *Industry Applications Conference*. *IEEE*, 1893–1899.
339. Tatcho P, Jiang Y, Li H (2011) A novel line section protection for the FREEDM system based on the solid state transformer. *IEEE Power and Energy Society General Meeting*. *IEEE*, 1–8.
340. Tatcho P, Li H, Jiang Y, et al. (2013) A novel hierarchical section protection based on the solid state transformer for the future renewable electric energy delivery and management (FREEDM) system. *IEEE T Smart Grid* 4: 1096–1104.
341. Ye Q, Mo R, Li H (2017) Multiple resonances mitigation of paralleled inverters in a solid-state transformer (SST) enabled ac microgrid. *IEEE T Smart Grid*.

342. Maheswari M, Kumar NS (2015) Design and control of power electronic transformer with power factor correction. International Conference on Circuit, Power and Computing Technologies (ICCPCT). *IEEE*, 1–6.
343. Devi SV, Kumar NS (2016) Design of power electronic transformer based variable speed wind energy conversion system. International Conference on Circuit, Power and Computing Technologies (ICCPCT). *IEEE*, 1–7.
344. Falcones S, Mao X, Ayyanar R (2011) Simulink block-set for modeling distribution systems with solid state transformer. *IEEE*, 1–4.
345. Gonzalez-Agudelo D, Escobar-Mejia A, Ramirez-Murrillo H (2016) Dynamic model of a dual active bridge suitable for solid state transformers. 13th International Conference on Power Electronics (CIEP). *IEEE*, 350–355.
346. Busada C, Chiacchiarini H, Jorge SG, et al. (2017) Modeling and control of a medium voltage three-phase solid-state transformer. 11th IEEE International Conference on Compatibility, Power Electronics and Power Engineering (CPE-POWERENG). *IEEE*, 556–561.
347. Posada CJ, Ramirez JM, Correa RE (2012) Modeling and simulation of a solid state transformer for distribution systems. IEEE Power and Energy Society General Meeting. *IEEE*, 1–6.
348. He L, Zhang J, Chen C, et al. (2018) Bidirectional bridge modular switched-capacitor-based power electronics transformer. *IEEE T on Ind Electron* 65: 718–726.
349. Ramachandran V, Kuvar A, Singh U, et al. (2014) A system level study employing improved solid state transformer average models with renewable energy integration. IEEE Power and Energy Society General Meeting. *IEEE*, 1–5.
350. Yu Z, Ayyanar R, Husain I (2015) A detailed analytical model of a solid state transformer. IEEE Energy Conversion Congress and Exposition (ECCE). *IEEE*, 723–729.
351. Arafat-Khan MT, Milani AA, Chakraborty A, et al. (2016) Comprehensive dynamic modeling of a solid-state transformer based power distribution system. IEEE Energy Conversion Congress and Exposition (ECCE). *IEEE*, 1–8.
352. Martin-Arnedo J, González-Molina F, Martínez-Velasco JA, et al. (2016) Implementation of a custom-made model for a multilevel solid state transformer. *EEUG*.
353. Huasheng M, Bo Z, Jianchao Z, et al. (2005) Dynamic characteristics analysis and instantaneous value control design for buck-type power electronic transformer (PET). 31st Annual Conference of IEEE Industrial Electronics Society (IECON). *IEEE*, 1043–1047.
354. Bahadornejad M, Nair NK, Zhabelova G, et al. (2011) Modeling solid state transformer in IEC 61850. 37th Annual Conference on IEEE Industrial Electronics Society (IECON). *IEEE*, 2706–2710.
355. Kieferndorf R, Venkataramanan G, Manjrekar MD (2000) A power electronic transformer (PET) fed nine-level H-bridge inverter for large induction motor drives. IEEE Industry Applications Conference. *IEEE*, 2489–2495.
356. Wrede H, Staudt V, Steimel A (2002) Design of an electronic power transformer. 28th IEEE Annual Conference of the Industrial Electronics Society (IECON ). *IEEE*, 1380–1385.
357. Wang D, Mao C, Lu J, et al. (2005) The research on characteristics of electronic power transformer for distribution system. IEEE/PES Transmission and Distribution Conference and Exhibition: Asia and Pacific. *IEEE*, 1–5.
358. Iman-Eini H, Farhangi S (2006) Analysis and design of power electronic transformer for medium voltage levels. 37th IEEE Power Electronics Specialists Conference (PESC). *IEEE*, 1–5.



- 
359. Iman-Eini H, Farhangi S, Schanen JL, et al. (2007) Design of power electronic transformer based on cascaded H-bridge multilevel converter. *IEEE International Symposium on Industrial Electronics (ISIE)*. *IEEE*, 877–882.
360. Jovcic D (2009) Bidirectional, high-power DC transformer. *IEEE T Power Deliver* 24: 2276–2283.
361. Castelino G, Basu K, Mohan N (2010) Power electronic transformer with reduced number of switches: Analysis of clamp circuit for leakage energy commutation. In: *Joint International Conference on Power Electronics, Drives and Energy Systems (PEDES) & Power India*. *IEEE*, 656–661.
362. Wang J, Wang G, Bhattacharya S, et al. (2010) Comparison of 10-kV SiC power devices in solid-state transformer. *IEEE Energy Conversion Congress and Exposition (ECCE)*. *IEEE*, 3284–3289.
363. Basu K, Mohan N (2010) A power electronic transformer for three phase PWM AC/AC drive with loss less commutation and common-mode voltage suppression. *36th Annual Conference on IEEE Industrial Electronics Society (IECON)*. *IEEE*, 315–320.
364. Castelino G, Basu K, Mohan N (2010) Power electronic transformer with reduced number of switches: Analysis of clamp circuit for leakage energy commutation. *Joint International Conference on Power Electronics, Drives and Energy Systems (PEDES) & Power India*. *IEEE*, 1–8.
365. Basu K, Somani A, Mohapatra KK, et al. (2010) A power electronic transformer-based three-phase PWM AC drive with lossless commutation of leakage energy. *International Symposium on Power Electronics, Electrical Drives, Automation and Motion (SPEEDAM)*. *IEEE*, 1194–1200.
366. Wang Z, Yu K (2010) The research of power electronic transformer (PET) in smart distribution network. *International Conference on Power System Technology (POWERCON)*. *IEEE*, 1–7.
367. Banaei MR, Salary E (2010) Mitigation of current harmonics and unbalances using power electronic transformer. *25th International Power System Conference (PSC)*. *IEEE*, 1–9.
368. Wang H, Guo TX, Li QM, et al. (2011) Development and applicability analysis of intelligent solid state transformer. *4th International Conference on Electric Utility Deregulation and Restructuring and Power Technologies (DRPT)*. *IEEE*, 1150–1154.
369. Beldjajev V, Roasto I (2011) Analysis of new bidirectional DC-DC converter based on current doubler rectifier. *10th International Symposium on Topical Problems in the Field of Electrical and Power Engineering*. *IEEE*, 234–237.
370. Zhang J, Wang W, Bhattacharya S (2012) Architecture of solid state transformer-based energy router and models of energy traffic. *IEEE PES Innovative Smart Grid Technologies (ISGT)*. *IEEE*, 1–8.
371. Banaei MR, Salary E (2012) Four-wire solid state transformer to improve current quality. *Gazi Univ J Sci* 25: 887–899.
372. Rodríguez JR, Moreno-Goytia EL, Venegas V (2012) State of the art, modeling and simulation of an advanced power electronics transformer. *North American Power Symposium (NAPS)*. *IEEE*, 1–6.
373. Wang F, She X, Wang G, et al. (2012) Parallel operation of solid state transformer. *IEEE Energy Conversion Congress and Exposition (ECCE)*. *IEEE*, 1433–1438.

374. Qin H (2012) Dual active bridge converters in solid state transformers. PhD Thesis, Missouri University Sci Technol.
375. Beldjajev V, Roasto I, Zakis J (2012) Isolation stage for power electronic transformer: dual active bridge based isolation stage for power electronic transformer. International Symposium on Power Electronics, Electrical Drives, Automation and Motion (SPEEDAM). *IEEE*, 849–854.
376. Zhu M, Zhao R, Zhang H, et al. (2012) A novel solution using two-port network models for transient analysis of full-bridge DC-DC converter in solid state transformer. 15th IEEE International Conference on Electrical Machines and Systems (ICEMS). *IEEE*, 1–4.
377. Wani M, Kurundkar K, Bhawalkar MP (2012) Use of power electronic converters to suppress transformer inrush current. IEEE International Conference on Power Electronics, Drives and Energy Systems (PEDES). *IEEE*.
378. Ji Z, Sun Y, Wang S, et al. (2012) Design of a three-phase cascaded power electronic transformer based on energy internet. International Conference on Sustainable Power Generation and Supply (SUPERGEN). *IEEE*, 1–6.
379. Beldjajev V, Roasto I, Zakis J (2012) Isolation stage for power electronic transformer: Dual active bridge vs bi-directional current doubler rectifier. 21st International Symposium on Power Electronics, Electrical Drives, Automation and Motion (SPEEDAM). *IEEE*, 849–854.
380. Pavlović Z (2013) Multiple input-output bidirectional solid state transformer based on a series resonant converter. PhD Thesis, University Polit écnica Madrid.
381. Madhusoodhanan S, Cho Y, Kadavelugu A, et al. (2013) Comparative evaluation of SiC devices for PWM buck rectifier based active front end converter for MV grid interface. IEEE Energy Conversion Congress and Exposition (ECCE). *IEEE*, 3034–3041.
382. Carr J, Wang Z, Bhattacharya S, et al. (2013) Transient overvoltage rating and BIL of the transformerless intelligent power substation. IEEE Power and Energy Society General Meeting. *IEEE*, 1–5.
383. Carr J, Wang Z, Bhattacharya S, et al. (2013) Overloading and overvoltage evaluation of a Transformerless Intelligent Power Substation. IEEE Power and Energy Society General Meeting. *IEEE*, 1–5.
384. Wang X, Ouyang S, Liu J, et al. (2013) Comparison on unbalanced-load handling capability of two power electronic transformer topologies. IEEE Energy Conversion Congress and Exposition (ECCE). *IEEE*, 5266–5272.
385. Sang Z, Mao C, Lu J, et al. (2013) Analysis and simulation of fault characteristics of power switch failures in distribution electronic power transformers. *Energies* 6: 4246–4268.
386. Pena-Alzola R, Mathe L, Liserre M, et al. (2013) DC-bias cancellation for phase shift controlled dual active bridge. 39th Annual Conference of the IEEE Industrial Electronics Society (IECON). *IEEE*, 596–600.
387. Roasto I, Romero-Cadaval E, Martins J, et al. (2013) Active power electronic transformer as a power conditioner for nonlinear loads. 8th International Conference-Workshop Compatibility in Power Electronics (CPE). *IEEE*, 63–68.
388. Beldjajev V, Rang T, Zakis J (2013) Steady state analysis of the commutating LC filter based dual active bridge for the isolation stage of power electronic transformer. 8th International Conference-Workshop Compatibility in Power Electronics (CPE). *IEEE*, 138–143.
389. Reddy SM, Khandrika B (2013) A comparison study of solid state transformers using different switching techniques. *Int J Sci Res* 2: 314–318.

390. Huber J, Ortiz G, Krismer F, et al. (2013)  $\eta$ - $p$  Pareto optimization of bidirectional half-cycle discontinuous-conduction-mode series-resonant DC/DC converter with fixed voltage transfer ratio. 28th Annual IEEE Applied Power Electronics Conference and Exposition (APEC). *IEEE*, 1413–1420.
391. Huber JE, Kolar JW (2013) Optimum number of cascaded cells for high-power medium-voltage AC–DC converters. IEEE Energy Conversion Congress and Exposition (ECCE). *IEEE*, 359–366.
392. Wang X, Ouyang S, Liu J, et al. (2014) Research of the voltage and current sharing issue of an H-bridge based power electronic transformer. 29th Annual IEEE Applied Power Electronics Conference and Exposition (APEC). *IEEE*, 2216–2222.
393. Guillod T, Huber JE, Ortiz G, et al. (2014) Characterization of the voltage and electric field stresses in multi-cell solid-state transformers. IEEE Energy Conversion Congress and Exposition (ECCE). *IEEE*, 4726–4734.
394. Ji IH, Wang S, Lee B, et al. (2014) Design and fabrication of high current AlGaIn/GaN HFET for Gen III solid state transformer. 2nd IEEE Workshop on Wide Bandgap Power Devices and Applications (WiPDA). *IEEE*, 63–65.
395. Wang Q, Liang D, Du J (2014) Performance study of solid state transformer applying BP artificial neural network PID regulator. 17th International Conference on Electrical Machines and Systems (ICEMS). *IEEE*, 2440–2444.
396. Raju R (2014) Silicon carbide-high voltage , high frequency conversion. NIST High Megawatt Variable Speed Drive Technology Workshop.
397. Huber JE, Kolar JW (2014) Common-mode currents in multi-cell solid-state transformers. International Power Electronics Conference (IPEC). *IEEE*, 766–773.
398. Hooshyar H, Baran ME (2014) Fault analysis on distribution feeders employing solid state transformers. IEEE Power and Energy Society General Meeting. *IEEE*, 1–5.
399. Sailaja M, Wahab S, Reddy ML (2014) A cascaded H-bridge converter instigated for a solid-state transformer to restrain voltage and power. *Int J Ind Electron Electr Eng 2*: 25–29.
400. Tashackori A, Hosseini SH, Sabahi M (2015) Power quality improvement using a power electronic transformer basde DVR. 23rd Iranian Conference on Electrical Engineering (ICEE). *IEEE*, 1597–1601.
401. Zhou H, Zhang W, Wu X (2015) Optimization of reactive power for active distribution network with power electronic transformer. 12th International Conference on the European Energy Market (EEM). *IEEE*, 1–5.
402. Roy RB, Rokonuzzaman M, Hossam-E-Haider M (2015) Design and analysis of the power electronic transformer for power quality improvement. International Conference on Electrical Engineering and Information Communication Technology (ICEEICT). *IEEE*, 1–5.
403. Miñambres-Marcos V, Roasto I, Romero-Cadaval E, et al. (2015) Single-phase power electronics transformer with active functions for smart grid. 9th International Conference on Compatibility and Power Electronics (CPE). *IEEE*, 528–533.
404. Guillod T, Krismer F, Färber R, et al. (2015) Protection of MV/LV solid-state transformers in the distribution grid. 41th Annual Conference of the IEEE Industrial Electronics Society (IECON). *IEEE*, 3531–3538.
405. Shah DG, Crow ML (2015) Stability assessment extensions for single-phase distribution solid-state transformers. *IEEE T Power Deliver 30*: 1636–1638.

406. Wang D, Tian J, Mao C, et al. (2016) A 10-kV/400-V 500-kVA electronic power transformer. *IEEE T Ind Electron* 63: 6653–6663.
407. Mamede HR, Dos Santos WM, Martins DC (2016) A DAB-based solid-state transformer with high reliability as to the power supply. 13th IEEE Brazilian Power Electronics Conference and 1st Southern Power Electronics Conference (COBEP/SPEC). *IEEE*, 1–6.
408. Sundaramoorthy RS, Udhayakumar G (2016) Power management using modified solid state transformer for AC distribution system. International Conference on Emerging Trends in Engineering, Technology and Science (ICETETS ). *IEEE*, 1–6.
409. Yang Z, Xiaopin Y (2016) Fast equivalent modeling of input series output parallel HVDC solid state transformer with LLC structure. IEEE International Conference on Power and Renewable Energy. *IEEE*, 160–164.
410. Huber JE, Rothmund D, Wang L, et al. (2016) Full-ZVS modulation for all-SiC ISOP-type isolated front end (IFE) solid-state transformer. IEEE Energy Conversion Congress and Exposition (ECCE). *IEEE*, 1–8.
411. Rana MM, Rahman R, Rahman M (2016) Solid state transformer based on cascade multilevel converter for distribution network. 9th International Conference on Electrical and Computer Engineering (ICECE ). *IEEE*, 527–529.
412. Huang AQ, Zhu Q, Wang L, et al. (2017) 15 kV SiC MOSFET : an enabling technology for medium voltage solid state transformers. *CPSS T Power Electron Appl* 2: 118–130.
413. Costa LF, Carne GD, Buticchi G, et al. (2017) The smart transformer: a solid-state transformer tailored to provide ancillary services to the distribution grid. *IEEE Ind Electron Mag* 4: 56–67.
414. Huber JE, Böhler J, Rothmund D, et al. (2017) Analysis and cell-level experimental verification of a 25 kW all-SiC isolated front end 6.6 kV/400 V AC-DC solid-state transformer. *CPSS T Power Electron Appl* 2: 140–148.
415. Baranwal R, Castelino GF, Iyer K, et al. (2018) A dual active bridge based single phase AC to DC power electronic transformer with advanced features. *IEEE T Power Electr* 33: 313–331.
416. She X, Burgos R, Wang G, et al. (2012) Review of solid state transformer in the distribution system: From components to field application. IEEE Energy Conversion Congress and Exposition (ECCE). *IEEE*, 4077–4084.
417. She X, Huang A (2013) Solid state transformer in the future smart electrical system. IEEE Power and Energy Society General Meeting. *IEEE*, 1–5.
418. Contreras JP, Ramirez JM, Marin JV, et al. (2013) Distribution systems equipped with power electronic transformers. IEEE Grenoble PowerTech (POWERTECH). *IEEE*, 1–6.
419. Rothmund D, Ortiz G, Kolar JW (2014) SiC-based unidirectional solid-state transformer concepts for directly interfacing 400V DC to medium-voltage AC distribution systems. 36th IEEE International Telecommunications Energy Conference (INTELEC). *IEEE*, 1–9.
420. Roasto I, Romero-Cadaval E, Martins J, et al. (2012) State of the art of active power electronic transformers for smart grids. 38th Annual Conference on IEEE Industrial Electronics Society (IECON). *IEEE*, 5241–5246.
421. Dutta S, Bhattacharya SRS (2013) Integration of multi-terminal DC to DC hub architecture with solid state transformer for renewable energy integration. IEEE Energy Conversion Congress and Exposition (ECCE). *IEEE*, 4793–4800.
422. Doncker RWD (2014) Power electronic technologies for flexible DC distribution grids. International Power Electronics Conference Power (IPEC). *IEEE*, 736–743.

423. Huang A, Cheng L, Palmour JW, et al. (2014) Ultra high voltage SiC power devices and its impact on future power delivery system. International Exhibition and Conference for Power Electronics, Intelligent Motion, Renewable Energy and Energy Management. *IEEE*, 19–26.
424. Rodrigues WA, Santana RAS, Cota APL, et al. (2016) Integration of solid state transformer with DC microgrid system. IEEE Annual Southern Power Electronics Conference (SPEC). *IEEE*, 1–6.
425. Rashidi M, Nasiri A, Cuzner R (2016) Application of multi-port solid state transformers for microgrid-based distribution systems. IEEE International Conference on Renewable Energy Research and Applications (ICRERA). *IEEE*, 605–610.
426. Wang S, Zheng Z, Li Y, et al. (2016) A modular DC solid state transformer for future onboard DC grid. In: International Conference on Electrical Systems for Aircraft, Railway, Ship Propulsion and Road Vehicles and International Transportation Electrification Conference (ESARS-ITEC). *IEEE*, 1–6.
427. Biswas S, Dhople S, Mohan N (2013) A three-port bidirectional DC-DC converter with zero-ripple terminal currents for PV/microgrid applications. 39th Annual Conference of the IEEE Industrial Electronics Society (IECON). *IEEE*, 340–345.
428. Falcones S, Ayyanar R, Mao X (2013) A DC-DC Multiport-converter-based solid-state transformer integrating distributed generation and storage. *IEEE T Power Electr* 28: 2192–2203.
429. Brando G, Dannier A, Rizzo R (2009) Power electronic transformer application to grid connected photovoltaic systems. International Conference on Clean Electrical Power. *IEEE*, 685–690.
430. Zengin S, Boztepe M (2014) Modified dual active bridge photovoltaic inverter for solid state transformer applications. International Symposium on Fundamentals of Electrical Engineering (ISFEE). *IEEE*, 1–4.
431. Chen Q, Liu N, Hu C, et al. (2017) Autonomous energy management strategy for solid-state transformer to integrate PV-assisted EV charging station participating in ancillary service. *IEEE T Ind Inform* 13: 258–269.
432. Taghizadeh M, Sadeh J, Kamyab E (2011) Protection of grid connected photovoltaic system during voltage sag. International Conference on Advanced Power System Automation and Protection (APAP). *IEEE*, 2030–2035.
433. Xin H, Buhan Z (2011) The applications of the electronic power transformer in photovoltaic systems. International Conference on Electrical and Control Engineering (ICECE). *IEEE*, 3691–3694.
434. Foureaux NC, Adolpho L, Silva SM, et al. (2014) Application of solid state transformers in utility scale solar power plants. 40th IEEE Photovoltaic Specialist Conference (PVSC). *IEEE*, 3695–3700.
435. Mazza LC, Oliveira D, Antunes F, et al. (2016) Bidirectional converter with high frequency isolation feasible to solid state transformer applications. 18th European Conference on Power Electronics and Applications (EPE'16 ECCE Europe). *IEEE*, 1–9.
436. Ankita V, Vijayakumari A (2016) A reduced converter count solid state transformer for grid connected photovoltaic applications. International Conference on Emerging Technological Trends (ICETT). *IEEE*, 1–7.
437. Razmkhah M, Azizian MR, Madadi KH (2017) Photovoltaic systems based on power electronic transformer with maximum power tracking capability. 22nd Electrical Power Distribution Conference. *IEEE*, 74–79.

438. Zhu R, Carne GD, Deng F, et al. (2017) Integration of large photovoltaic and wind system by means of smart transformer. *IEEE T Ind Electron* 64: 8928–8938.
439. She X, Wang F, Burgos R, et al. (2012) Solid state transformer interfaced wind energy system with integrated active power transfer, reactive power compensation and voltage conversion functions. IEEE Energy Conversion Congress and Exposition (ECCE). *IEEE*, 3140–3147.
440. Prakash TRD, Kumar RS (2013) Design of single phase power electronic transformer for low voltage miniature synchronous wind electric generator. *Int J Adv Inf Sci Technol* 19: 1–8.
441. Gao R, Husain I, Wang F, et al. (2015) Solid-state transformer interfaced PMSG wind energy conversion system. IEEE Applied Power Electronics Conference and Exposition (APEC). *IEEE*, 1310–1317.
442. Tan NML, Abe T, Akagi H (2012) Design and performance of a bidirectional isolated DC-DC converter for a battery energy storage system. *IEEE T Power Electr* 27: 1237–1248.
443. Said RG, Abdel-Khalik AS, El Zawawi A, et al. (2014) Integrating flywheel energy storage system to wind farms-fed HVDC system via a solid state transformer. 3rd International Conference on Renewable Energy Research and Applications (ICRERA). *IEEE*, 375–380.
444. Gao R, Husain I, Huang AQ (2016) An autonomous power management strategy based on DC bus signaling for solid-state transformer interfaced PMSG wind energy conversion system. IEEE Applied Power Electronics Conference and Exposition (APEC). *IEEE*, 3383–3388.
445. Sandeep PV, Vidyapeetham A (2016) Grid connected wind driven permanent magnet synchronous generator with high frequency solid state transformer. International Conference on Emerging Technological Trends (ICETT). *IEEE*, 1–6.
446. She X, Huang AQ, Lukic S, et al. (2012) On integration of solid-state transformer with zonal DC microgrid. *IEEE T Smart Grid* 3: 975–985.
447. Yu J, Wu Z, Bhattacharya S (2013) Power dispatch strategy in microgrid integrated with solid state transformer. IEEE Power and Energy Society General Meeting. *IEEE*, 1–5.
448. Rodrigues WA, Morais LMF, Oliveira TR, et al. (2016) Analysis of solid state transformer based microgrid system. 12th IEEE International Conference on Industry Applications (INDUSCON). *IEEE*, 1–6.
449. Wei L, Hong F, Andong W, et al. (2017) Research of microgrid connecting interface based on multi-port power electronic transformer. 20th International Conference on Electrical Machines and Systems (ICEMS). *IEEE*, 1–6.
450. Kang M, Enjeti PN, Pitel IJ (1997) Analysis and design of electronic transformers for electric power distribution system. IEEE Industry Applications Conference (IAS). *IEEE*, 1689–1694.
451. Manjrekar MD, Kieferndorf R, Venkataramanan G (2000) Power electronic transformers for utility applications. IEEE Industry Applications Conference. *IEEE*, 2496–2502.
452. Chinthavali MS (2003) Silicon carbide GTO thyristor loss model for HVDC application. *Master Thesis*, University Tennessee.
453. Ratanapanachote S (2004) Applications of an electronic transformer in a power distribution system. *PhD Thesis*, Texas A&M University.
454. Dieckerhoff S, Bernet S, Krug D (2005) Power loss-oriented evaluation of high voltage IGBTs and multilevel converters in transformerless traction applications. *IEEE T Power Electr* 20: 1328–1336.
455. Wang D, Mao C, Lu J, et al. (2007) Theory and application of distribution electronic power transformer. *Electr Power Syst Res* 77: 219–226.

456. Krishnamurthy H, Ayyanar R (2008) Stability analysis of cascaded converters for bidirectional power flow applications. 30th IEEE International Telecommunications Energy Conference (INTELEC). *IEEE*, 1–8.
457. Miller LE, Schoene J, Kunte R, et al. (2013) Smart grid opportunities in islanding detection. IEEE Power and Energy Society General Meeting. *IEEE*, 1–4.
458. Thamaraiselvi R, Ramesh P, Baskaran J, et al. (2013) A survey of PV based solid state transformer for storage and distribution applications. *Int J Sci Eng Res* 4: 137–141.
459. Carne GD, Liserre M, Christakou K, et al. (2014) Integrated voltage control and line congestion management in active distribution networks by means of smart transformers. 23rd IEEE International Symposium on Industrial Electronics (ISIE). *IEEE*, 2613–2619.
460. Bansode SG, Joshi PM (2014) Solid state transformers : new approach and new opportunity. 11th IRF International Conference.
461. Gu C, Zheng Z, Li YD (2015) A power electronic transformer (PET) with converters for electric traction applications. IEEE Transportation Electrification Conference and Expo (ITEC). *IEEE*, 1–6.
462. Evans NM, Lagier T, Pereira A (2016) A preliminary loss comparison of solid-state transformers in a rail application employing silicon carbide (SiC) MOSFET switches. 8th IET International Conference on Power Electronics, Machines and Drives (PEMD ). *IEEE*, 1–6.
463. Joca DR, Barreto LHSC, Oliveira DDS, et al. (2016) Three-phase AC-DC solid-state transformer for low-voltage DC power distribution applications. 12th IEEE International Conference on Industry Applications (INDUSCON). *IEEE*, 1–8.
464. Rodriguez LAG, Jones V, Oliva A, et al. (2017) A new SST topology comprising boost three-level AC/DC converters for applications in electric power distribution systems. *IEEE J Em Sel Top P* 5: 735–746.
465. Feng J, Chu WQ, Zhang Z, et al. (2017) Power electronic transformer based railway traction systems: challenges and opportunities. *IEEE J Em Sel Top P* 5: 1237–1253.
466. Zhao B, Song Q, Li J, et al. (2017) Modular multilevel high-frequency-link dc transformer based on dual active phase-shift principle for medium-voltage DC power distribution application. *IEEE T Power Electr* 32: 1779–1791.
467. Dujic D, Kieferndorf F, Canales F (2012) Power electronic transformer technology for traction applications-An overview. *Electronics* 16: 50–56.
468. Hugo N, Stefanutti P, Pellerin M, et al. (2007) Power electronics traction transformer. European Conference on Power Electronics and Applications (EPE). *IEEE*, 1–10.
469. Claesens M, Dujic D, Canales F, et al. (2012) Traction transformation: A power-electronic traction transformer (PETT). *ABB Rev*, 11–17.
470. Dujic D, Kieferndorf F, Canales F, et al. (2012) Power electronic traction transformer technology. 7th International Power Electronics and Motion Control Conference (IPEMC). *IEEE*, 636–642.
471. Zhao C, Weiss M, Mester A, et al. (2012) Power electronic transformer (PET) converter: Design of a 1.2MW demonstrator for traction applications. 21st International Symposium on Power Electronics, Electrical Drives, Automation and Motion (SPEEDAM). *IEEE*, 855–860.
472. Dujic D, Zhao C, Mester A, et al. (2013) Power electronic traction transformer-low voltage prototype. *IEEE T Power Electr* 28: 5522–5534.

473. Hosseini SH, Sharifian MB, Sabahi M, et al. (2008) Bi-directional power electronic transformer for induction heating systems. Canadian Conference on Electrical and Computer Engineering (CCECE). *IEEE*, 347–350.
474. Sabahi M, Hosseini SH, Sharifian MBB, et al. (2009) A three-phase dimmable lighting system using a bidirectional power electronic transformer. *IEEE T Power Electr* 24: 830–837.
475. Shah J, Gupta RK, Mohapatra KK, et al. (2010) Power management with a dynamic power limit by a power electronic transformer for micro-grid. IEEE PES General Meeting. *IEEE*, 1–5.
476. Bignucolo F, Bertoluzzo M, Fontana C (2015) Applications of the solid state transformer concept in the electrical power system. AEIT International Annual Conference (AEIT). *IEEE*, 1–6.
477. Yan J, Zhu X, Lu N (2015) Smart hybrid house test systems in a solid-state transformer supplied microgrid. IEEE Power and Energy Society General Meeting. *IEEE*, 1–5.
478. Huber JE, Kolar JW (2014) Volume/weight/cost comparison of a 1 MVA 10 kV/400 V solid-state against a conventional low-frequency distribution transformer. IEEE Energy Conversion Congress and Exposition (ECCE). *IEEE*, 4545–4552.



AIMS Press

© 2018 the Author(s), licensee AIMS Press. This is an open access article distributed under the terms of the Creative Commons Attribution License (<http://creativecommons.org/licenses/by/4.0>)