



Research article

Regional forecasting of COVID-19 caseload by non-parametric regression: a VAR epidemiological model

Aaron C Shang^{1,2,*}, Kristen E Galow² and Gary G Galow³

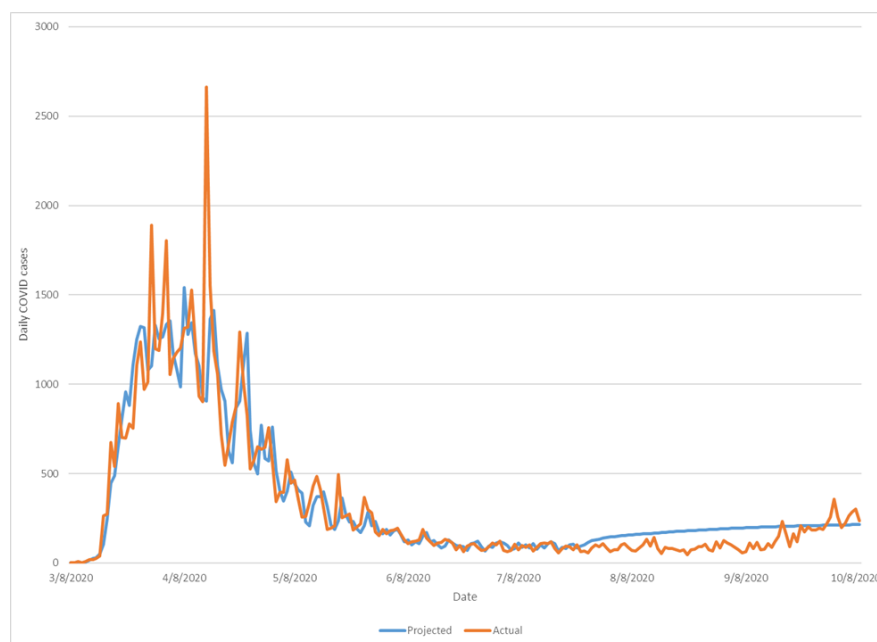
¹ University of Oxford Medical Sciences Division; Oxford OX3 9DU, UK

² Hackensack Meridian School of Medicine; Nutley, NJ 07110, USA

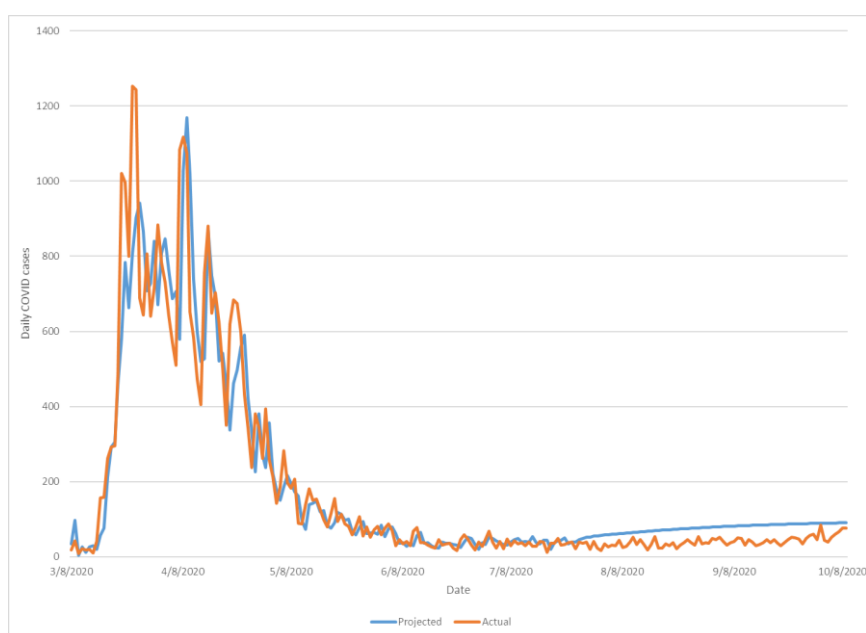
³ Direct Energy LP; Iselin, NJ 08830, USA

* **Correspondence:** Email: aaron.shang@kellogg.ox.ac.uk; Tel: (+1) 410-790-5630.

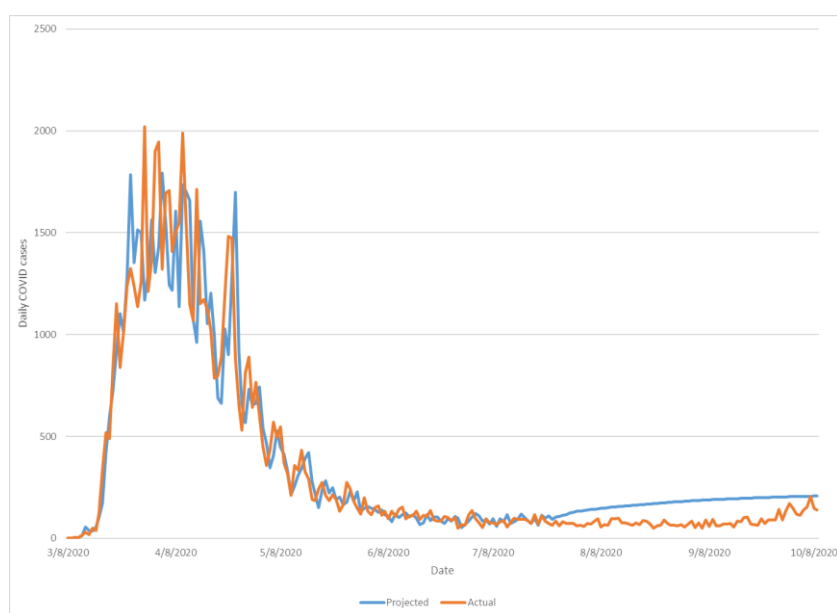
Supplementary



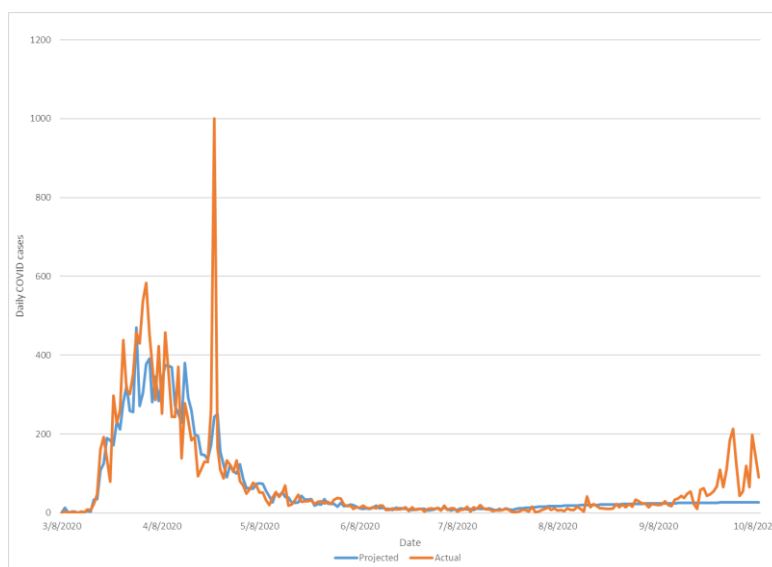
Supplemental Figure 3. Multi-step (11 weeks) ahead comparison of projected upcoming daily COVID-19 caseloads against observed new daily cases of Kings County-wide COVID+.



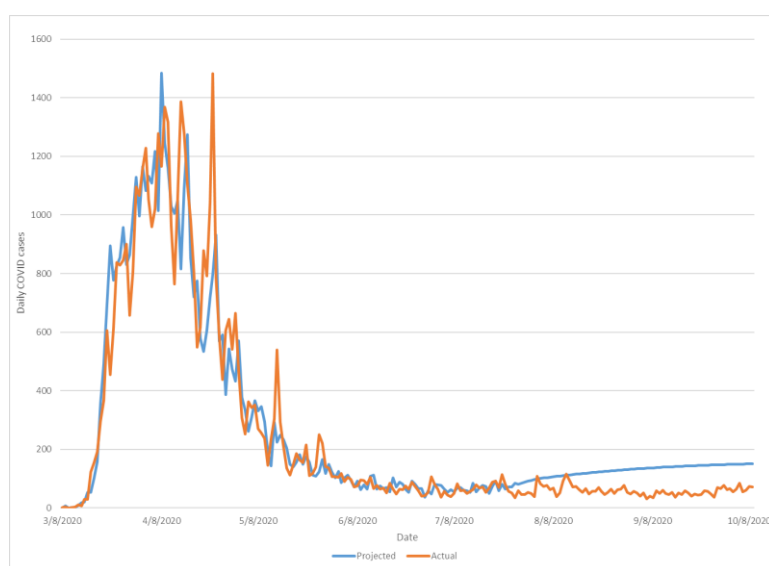
Supplemental Figure 4. Multi-step (11 weeks) ahead comparison of projected upcoming daily COVID-19 caseloads against observed new daily cases of Westchester County-wide COVID+.



Supplemental Figure 5. Multi-step (11 weeks) ahead comparison of projected upcoming daily COVID-19 caseloads against observed new daily cases of Queens County-wide COVID+.



Supplemental Figure 6. Multi-step (11 weeks) ahead comparison of projected upcoming daily COVID-19 caseloads against observed new daily cases of Rockland County-wide COVID+.



Supplemental Figure 7. Multi-step (11 weeks) ahead comparison of projected upcoming daily COVID-19 caseloads against observed new daily cases of Bronx County-wide COVID+.



AIMS Press

© 2021 the Author(s), licensee AIMS Press. This is an open access article distributed under the terms of the Creative Commons Attribution License (<http://creativecommons.org/licenses/by/4.0>)